

Powering Futures

We are a developer, investor and operator of power generation and desalinated water plants with 54 assets in operation, construction or advance development across 11 countries.



Welcome

Driven by strong performance in the first five years, ACWA Power made a strategic decision in 2008 to expand beyond Saudi Arabia as the company grew. ACWA Power has presence in 11 countries.



At ACWA Power we focus on providing power and desalinated water efficiently, reliably and safely at low cost while also supporting the communities in which we operate. We see the benefits of being a responsible operator and work with our host nations to retain economic value at a local level.

We've defined and refined the Public Private Partnership (PPP) model. We've done this by viewing the governments in the markets in which we operate as partners and creating long-term economic value. We do this in two ways; using our strong market presence to drive down costs along the supply chain and, most importantly, planning to recoup our costs over a generational (25+ years) time frame.

ACWA Power is technology neutral and fuel agnostic. Using our experience, expertise and technological advantage, we select the most appropriate, efficient and reliable process to produce energy and water solutions.

We have taken impressive strides in recent years and are showing no signs of slowing. We have ambitious

growth plans and are proud to be developing a reputation as a leading industry player.

Thank you for your trust in ACWA Power and we look forward to working with you.



Paddy Padmanathan
President and CEO



Thamer Al Sharhan
Managing Director



Our vision, mission and values



We take great pride in the important role we play in delivering power and desalinated water efficiently, reliably and safely at low cost while also supporting local communities. To help guide us in our role, we adhere to the following vision, mission and values which underpin everything we do:

VISION

To ensure the ingenuity and entrepreneurship of the private sector and make available electricity and desalinated water in a reliable manner to support social development and economic growth of nations.

MISSION

Reliably deliver electricity and desalinated water at low cost.

VALUES

- **Safety:** We put safety first! We are committed to protecting the well-being of our employees, partners, plants and the communities in which we operate. We find sustainable solutions for our business to protect the environment for generations to come.
- **People:** We treat our employees and partners with respect and professionalism, fostering a working environment where people can contribute, innovate and excel. We work together in collaborative and inclusive teams, showing support for each other to achieve client, personal and company goals. We embrace integrity and transparency by practicing the highest professional and ethical standards towards our clients, communities and one another.
- **Performance:** We are committed to excellence in our business and operations. We set and achieve ambitious goals by constantly raising the bar of our performance. We hold ourselves accountable for taking ownership to achieve superior results. We are bold, passionately taking on challenges with speed and agility, quickly adapting to our environment in the relentless pursuit of growth and great results.



SAFETY



PEOPLE



PERFORMANCE

Delivering power and desalinated water to entire communities


At ACWA Power we develop, invest, co-own, and operate a portfolio of power generation and desalinated water production plants currently with presence in 11 countries including in the Middle East and North Africa, Southern Africa and South East Asia regions.

Our portfolio, with an investment value in excess of US\$ 45+ Bn, can generate 30 GW of power and produce 5.3 Mn m³/day of desalinated water, including projects in advanced development, to be delivered on a bulk basis to state utilities and industrial majors on long term off-take contracts under Public-Private-Partnership, Concession and Utility Services Outsourcing models.

The Company is registered and headquartered in the Kingdom of Saudi Arabia.

We operate voluntarily under global standards of corporate governance and risk management, to ensure reliability and trust with all key stakeholders.

We pursue a mission to reliably deliver electricity and desalinated water at the lowest possible cost while seeking to maximize local content and local employment creation, thereby contributing to the social and economic development of the communities and countries we invest in and serve.



POWER 30 GW

Total capacity including projects in Advanced Development



WATER 5.3 Mn m³/Day

Total capacity including projects in Advanced Development



Asset Portfolio

Since ACWA Power was established in the Kingdom of Saudi Arabia in 2004, the company has evolved into a leading international developer, investor and operator of a portfolio of power generation and desalinated water production plants.

Maturing O&M Business (NOMAC)

ACWA Power's wholly owned subsidiary, the First National Operations & Maintenance Company (NOMAC), is an independent operations and maintenance (O&M) company with its own board, governance, and financial objectives. NOMAC was established in 2005 and is currently the leading independent O&M service provider for the power and water desalination industry in the region.

POWER 30 GW* 	WATER 5.3 Mn M ³ per day *	KSA PORTFOLIO 40 % KSA accounts for 41% of the Portfolio and includes 13 assets, 11 of which are in operation*
RENEWABLES 23 % Portfolio in renewable energy ** (21 assets)	CONSTRUCTION 20 % of the portfolio (10 assets) are under construction*	

*Figures inclusive of advanced development projects.
 **Based on share of project cost.

Project under advanced development

Project Name	Country	Project Cost (MUSD)	ACWA Power Effective Share	Contracted Power (MW)	Contracted Water (000'm ³ /day)	Project Type
1 Al Askar IPP	Bahrain	130	60.00%	100	-	Renewable
2 Al Dur Phase II IWP***	Bahrain	1,100	60.00%	1,500	227	Conventional
3 Dairut IPP	Egypt	2,200	40.00%	2,300	-	Conventional
4 Ibri 2 PV IPP	Oman	385	50.00%	500	-	Renewable
5 Khanyisa IPP	South Africa	1,031	40.00%	306	-	Conventional
6 Nam Dinh 1 IPP	Vietnam	2,200	45.00%	1,200	-	Conventional
7 Redstone CSP IPP	South Africa	789	35.00%	100	-	Renewable
8 Taweelah	UAE	900	40.00%	-	909	Conventional
9 Umm Al Quwain	UAE	900	40.00%	-	682	Conventional
Total		9,635		6,006	1,818	

*** Lowest Tariff Bidder

Global Operations

Our portfolio consists of 54 assets across three continents providing 30 GW of power and 5.3 Mn m³/per day of desalinated water.


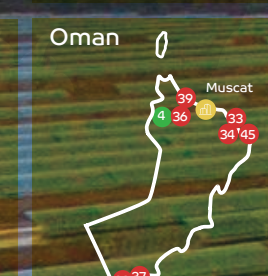
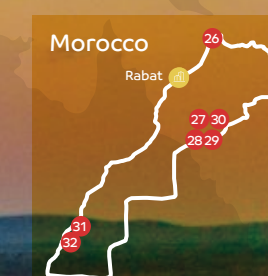
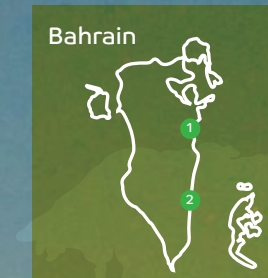
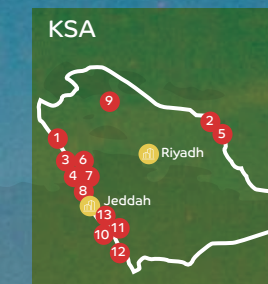
The company's strategic geographic expansion has focused on targeting high-growth economies with sound regulatory environment.

54
Assets

11
Countries (in which we operate)

3,500+
Employees

13
Offices (in 12 countries)



Assets and Operations

Project Name	Project Cost (MUSD)	ACWA Power Effective Share	Contracted Power (MW)	Contracted Water (000'm ³ /day)	Status	PCOD	Project Type
Kingdom of Saudi Arabia							
1 Bowarege IWP	99	65.00%	-	50	Operational	Q3 2008	Conventional
2 Marafiq IWPP	3,359	20.00%	2,744	800	Operational	Q4 2010	Conventional
3 Petro Rabigh IWSPP	1,191	74.00%	360	134	Operational	Q2 2008	Conventional
4 Petro Rabigh (Phase2) IWSPP	984	74.00%	160	54.5	Operational	Q1 2018	Conventional
5 Qurayyah IPP/Hajr	2,717	18.00%	3,927	-	Operational	Q1 2015	Conventional
6 Rabigh IPP	2,506	40.00%	1,204	-	Operational	Q2 2013	Conventional
7 Rabigh 2 IPP/Al Mourjan	1,559	38.00%	2,060	-	Under-construction	Q1 2022	Conventional
8 Rabigh 3 IWP	750	70.00%	-	600	Under-construction	Q1 2022	Conventional
9 Sakaka PV IPP	302	70.00%	300	-	Under-construction	Q2 2020	Renewable
10 Shuaibah IWPP	2,450	30.00%	900	880	Operational	Q1 2010	Conventional
11 Shuaibah Expansion IWP	233	30.00%	-	150	Operational	Q4 2009	Conventional
12 Shuqaiq IWPP	1,831	32.00%	850	212	Operational	Q2 2011	Conventional
13 Shuaibah Two IWP (STPC)	314	100.00%	-	250	Operational	Q2 2019	Conventional
Bulgaria							
14 Karadzhalovo PV IPP	272	42.00%	50	-	Operational	Operational when acquired, Acquisition Q2 2012	Renewable
Egypt							
151617 Ben Ban PV IPP	185	59.51	120	-	Under-construction	Q1 2019	Renewable
Jordan							
181920 CEGCO Assets	1,036	40.93%	962	-	Operational	Operational when acquired, Acquisition Q3 2011	Conventional/ Renewable
23 Mafraq PV IPP	71	100.00%	50	-	Operational	Q4 2018	Renewable
24 Risha PV IPP	68	100.00%	50	-	Under-construction	Q3 2019	Renewable
25 Zarqa IPP	485	60.00%	485	-	Operational	Q3 2018	Conventional
Morocco							
26 Khalladi Wind IPP	175	51.00%	120	-	Operational	Q2 2018	Renewable
27 NOORo I CSP IPP	841	73.13%	160	-	Operational	Q1 2016	Renewable
28 NOORo II CSP IPP	1,100	75.00%	200	-	Operational	Q2 2018	Renewable
29 NOORo III CSP IPP	862	75.00%	150	-	Operational	Q4 2018	Renewable
303132 NOOR PV 1	210	75.00%	135	-	Operational	Q4 2018	Renewable
Oman							
33 Barka 1 IWPP	415	41.91%	427	91.2	Operational	Operational when acquired, Acquisition Q3 2010	Conventional
34 Barka 1 Phase 1 Expansion IWP	55	41.91%	-	45.5	Operational	Q2 2014	Conventional
35 Barka 1 Phase 2 Expansion IWP	79	41.91%	-	56.8	Operational	Q1 2016	Conventional
36 Ibri IPP	967	44.90%	1,509	-	Operational	Q2 2019	Conventional
37 Salalah IWP	160	50.10%	-	114	Under-construction	Q4 2020	Conventional
38 Salalah 2 IPP - Existing	168	27.00%	273	-	Operational	Operational when acquired, Acquisition Q2 2015	Conventional
Salalah 2 IPP - Greenfield	450	27.00%	445	-	Operational	Q1 2018	Conventional
39 Sohar 3 IPP	957	44.90%	1,710	-	Operational	Q2 2019	Conventional
South Africa							
40 Bokpoort CSP IPP	517	40.00%	50	-	Operational	Q1 2016	Renewable
Turkey							
41 Kirikkale IPP	930	60.00%	950	-	Operational	Q3 2017	Conventional
United Arab Emirates							
42 Hassyan IPP	3,237	26.95%	2,400	-	Under-construction	Q1 2023	Conventional
43 NOOR Energy 1	4,323	24.99%	950	-	Under-construction	Q4 2022	Renewable
44 Shuaa Energy 1	326	49.00%	200	-	Operational	Q1 2017	Renewable
Vietnam							
45 Vinh Hao 6 Solar PV IPP	54	60.00%	41	-	Operational	Q2 2019	Renewable
Total	36,242		23,943	3,438			

“ We develop, invest and operate power generation and desalinated water assets that enhances the livelihood of communities in the countries we are privileged to operate in ”

Mohammad A. Abunayyan, Chairman

Sustainability is our business

Sustainability is central to our business model and company philosophy, and it is a driving force behind our continued growth. At ACWA Power, we understand that a responsible and sustainable approach to business is not just the right thing to do, it also improves bottom-line profitability. We pride ourselves on our commitments to:



Lead our industry in affordability, efficiency and innovation



Build lasting partnerships within our communities



Prioritising the health and wellbeing of our people



SUSTAINABLE DEVELOPMENT GOALS

Leadership through Commitments & Impact

We have taken bold steps to support several leading sustainability frameworks and initiatives, notably the United Nations Sustainable Development Goals (UN SDGs). Through our own responsible business practices, operational innovations and social investments, as well as the support we provide to our host governments, we are actively prioritising positive, sustainable impact.

Our total Corporate Social Responsibility (CSR) spend in 2017 was SAR 11.3 million across 79 programs. We are particularly proud of our participation and leadership in innovative value-generating initiatives, such as W+, SolarCoin and International Renewable Energy Credits (IRECs).

ZERO HARM بدون أذى

Health, Safety, Security and Environment (HSSE)

Safety is our top priority, and we work to continuously improve our Health, Safety, Security and Environmental (HSSE) performance. By providing continuous skills training, we embed high safety standards and procedures into our culture, as integral to the way we do business. This extends to our employees, contractors and subcontractors, all of whom are required to undergo training and demonstrate relevant HSSE competency.

In 2017 we continued to maintain Lost Time Incident (LTI) rates below our target of 0.15, with rates of 0.03 for construction and 0.08 for operations.

FIT A Future is Together معا نحو المستقبل

The 'Future Is Together' – A Healthy Organisation & Workforce

As we continue to bid on and win more projects, we must create new processes and adopt new behaviours to ensure we continue to perform at the highest level and sustain excellence for decades to come.

In 2017, we conducted a formal review and diagnosis of our organisational health, and identified opportunities to further our culture of excellence. The result is our new programme, 'Future Is Together', or FIT. Through FIT, we will continue to invest in the wellbeing and development of our people and strengthen our enterprise over the next three years.

Highlights from our global portfolio

World's Largest

Single-site of a central tower and parabolic trough CSP

NOOR Energy 1,
UAE

Thermal storage CSP parabolic trough plant

Bokpoort CSP IPP,
South Africa

CSP solar power plant with storage

Ouarzazate CSP IPP,
Morocco

Combined cycle gas-fired power plant

Qurayyah IPP,
KSA

Power and desalination plant

Marafiq IWPP,
KSA

Barge-mounted desalination plant

Bowarege IWP,
KSA

World's Lowest

Tariff for utility scale solar power generation

Shuaa Energy 1,
UAE



KINGDOM OF SAUDI ARABIA

Building 1, Ground Floor
Business Gate
Office Complex,
Airport Road,
P.O. Box 22616
Riyadh 11416
Tel: +966 11 283 5555
Fax: +966 11 283 5500

MOROCCO

65, Avenue,
Mehdi ben Barka,
Souissi, 10100 Rabat
Tel: +212 537287878
Fax: +212 537 714165

KINGDOM OF SAUDI ARABIA

King Abdulaziz Road,
Ash Shati,
Jeddah
23613
Tel: +966 12 618 9000

OMAN

Grand Mall, South
Lobby Roof Top,
P.O. Box: 163
PC: 136, Al Khwair,
Muscat

UNITED ARAB EMIRATES

The One Tower, 41st
Floor, Barsha Heights,
Sheikh Zayed Road,
P.O. Box 30582, Dubai
Tel: +971 4 2480 800
Fax: +971 4 3859 625

SOUTH AFRICA

90 Grayston Drive,
7th Floor,
2196 Sandton,
Johannesburg
Tel: +27 11 722 4100
Fax: +27 11 722 4113

CHINA

701-702, Taikang Int'l
Tower, No. 2 Wudinghou
Street, Xicheng,
Beijing 100033, China
Tel: + 86 10 8438 1078
Fax: + 86 10 8438 1075

SPAIN

Empresarios
Agrupados
Calle Magallanes 3,
28015
Madrid

EGYPT

Giza Systems Building,
1st Floor,
Second Sector,
City Center,
P.O. Box 351, New Cairo
Tel: +202 23225500

TURKEY

Barbaros Plaza,
Emirhan Caddesi,
No:113 Kat:19
Dikilitas - Besiktas,
Istanbul
Tel: +90 212 259 3396
Fax: +90 212 259 3397

INDONESIA

MidPlaza 2 Building,
16th floor, Jl. Jend.
Sudirman Kav. 10-11,
Jakarta 10220
Tel: +62 21 570 7744
Fax: +84 21 570 6180

VIETNAM

BIDV Tower, Floor 11,
194 Tran Quang Khai
Street, Hoan Keim
District, Hanoi
Tel: +84 43 935 2966
Fax: +84 43 935 2969

JORDAN

Amman-Khelda,
Al Khalideen Suburb
Al-Hakam Bin Amro
Street-Building No.22
P.O. Box: 2564
Amman 11953
Tel: +96 253 40008

For more details email: comms@acwapower.com

