

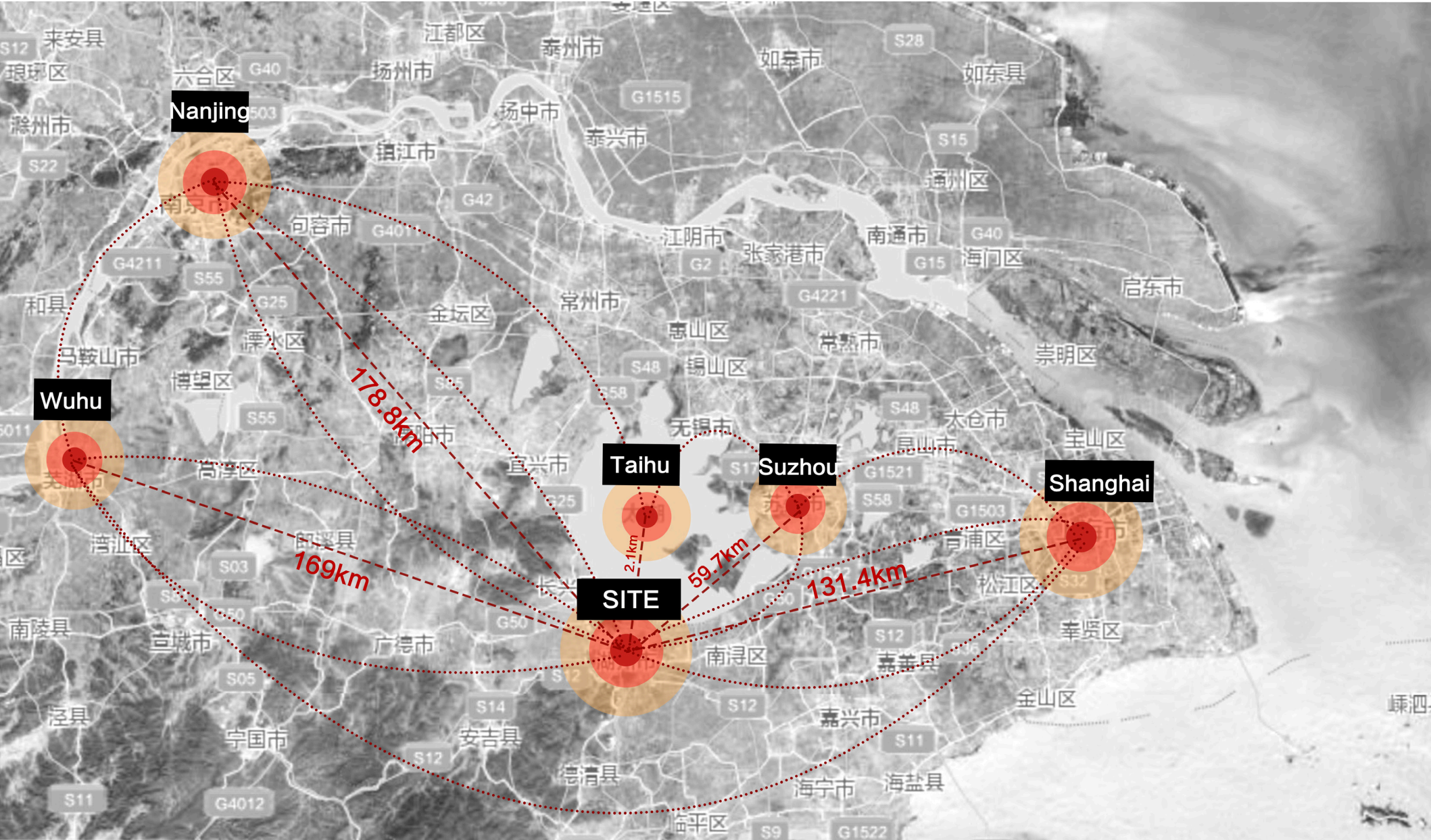
If Ever The Cloud Knows

PROJECT STATEMENT



Based on the concept of “If the clouds know”, the whole installation is suspended above paddy fields and canals, complementing the vast farmlands and distant green hills. Like a pair of big hands to support the sky, and like the advent of outer space spacecraft, but also like a harvest after the full load of food spacecraft. Rice fields, canals, distant mountains, white clouds glow each other, hard-working sweat, the joy of harvest, lovers’ love together deduce a pastoral song.

PROJECT LOCATION



The installation “If the clouds know” is located on a machine-ploughed path in the field of Nantangdian Village, South Taihu, provides a viewing platform overlooking the fields.

DESIGN CONCEPT



spring



summer

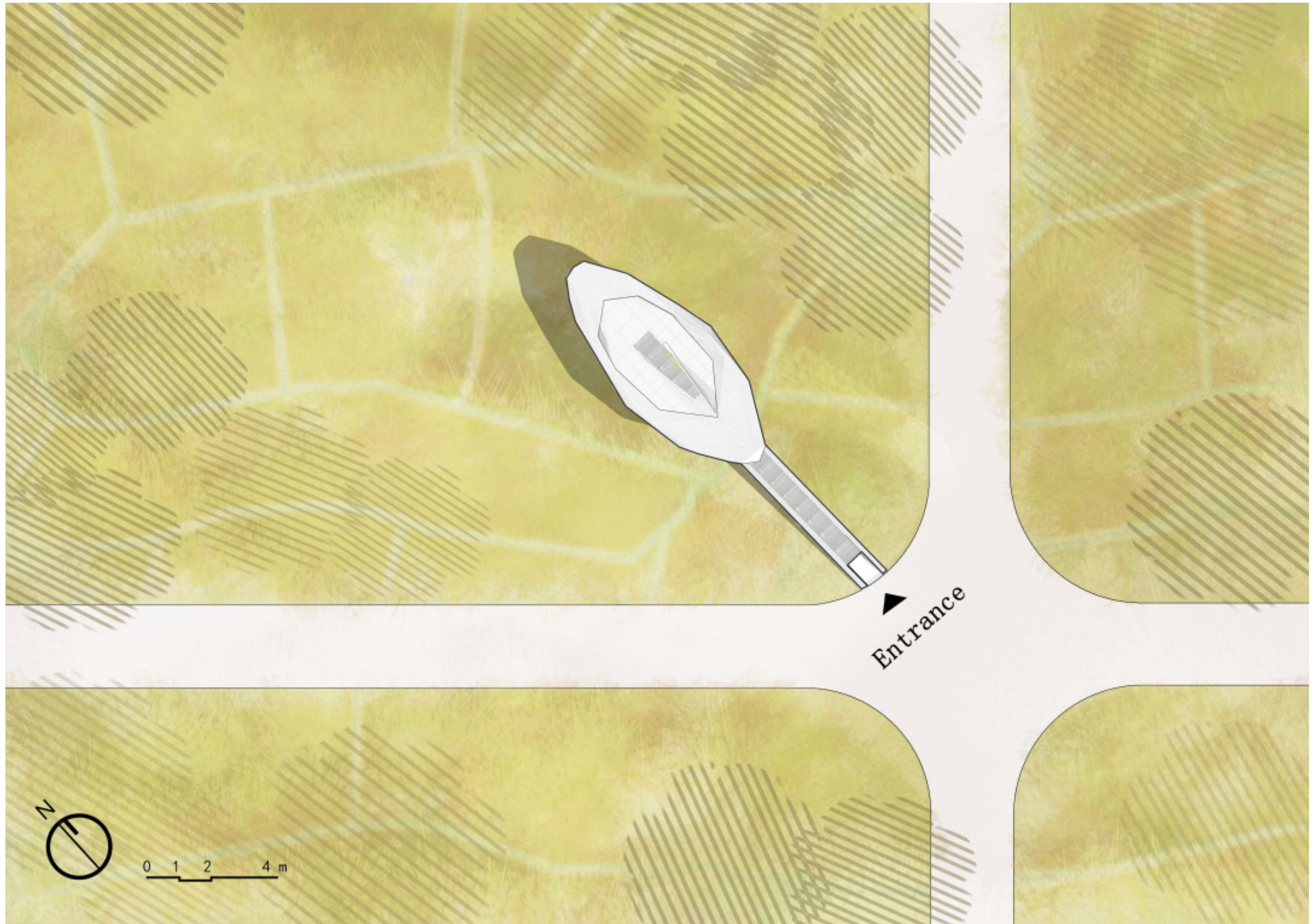


autumn




winter

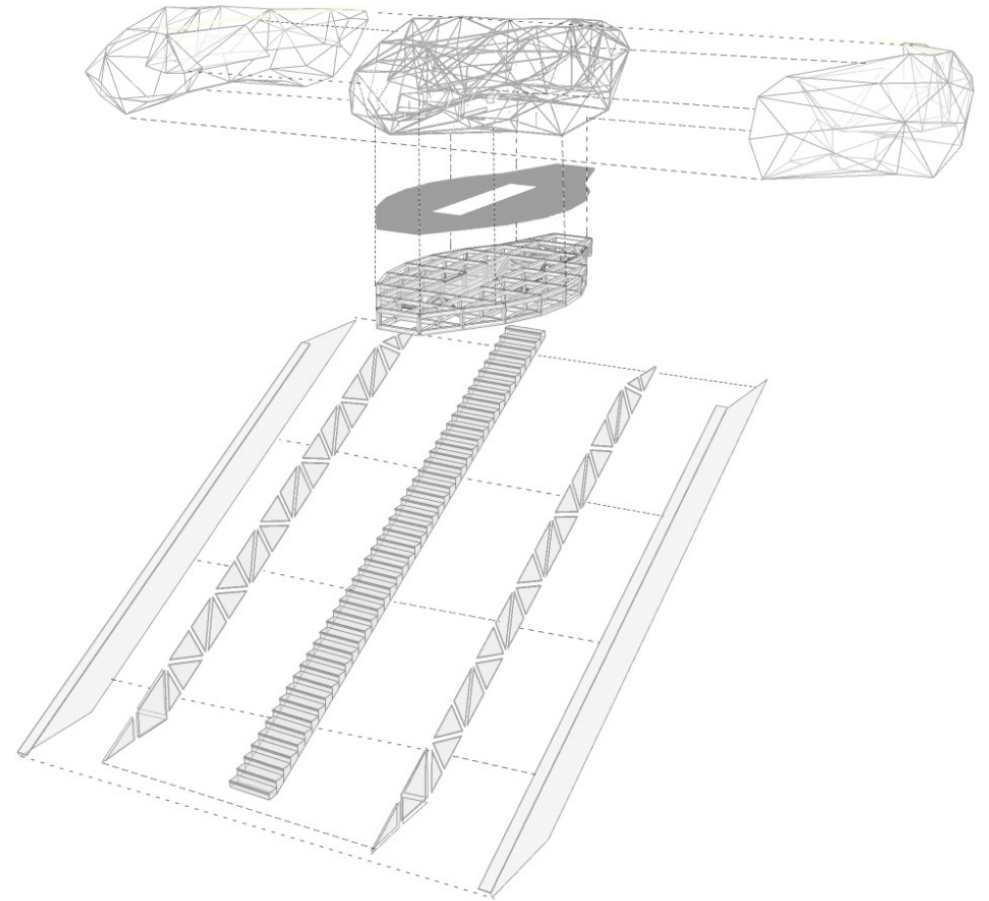
ICHTHOGRAPHY



ANALYSIS DIAGRAM





Installation elevation




Structure

MATERIALS AND INSTALLATION METHODS




The staircase is made of a fully reflective aluminum sheet that reflects the surrounding environment, allowing the cantilevered structure to disappear from the environment. The material of the cloud is perforated metal plate, and the translucent hazy material is well integrated with the agricultural ecological nature, which is also the embodiment of industrialization and intelligent manufacturing.

NIGHT VIEW



The shape stands in the environment in a simple form. The shape of the clouds is a parameterized broken line shape, full of a sense of power. The white material is pure and neat.

EXTERIOR VIEW IN THE DAYTIME



The shape stands in the environment in a simple form. The shape of the clouds is a parameterized broken line shape, full of a sense of power. The white material is pure and neat.

EXTERIOR VIEW



The structure of the landscape tower adopts cantilever form to fully show the surreal floating sense of mechanical components. The cantilevered top platform is located in the middle of the entire rice field.

EXTERIOR VIEW



Night view



Staircase detailed view



Staircase exterior view

A large number of triangular matrix is used in the modeling, emphasizing the sense of power and impact of the form.

EXTERIOR VIEW



The cantilevered top platform is located in the middle of the entire rice field, and the cloud-shaped open-view viewing platform at the top faces the landmark building in the skyline, the Shuzha Library. On the platform, visitors can experience different levels of natural landscape through 360-degree multi-directional views.

At night, the lights were on, and the clouds were illuminated by the light. A white cloud floats “alone” over the wide paddy fields, becoming the landmark of the whole area. Rice canal into, rapid progress. No matter it is a long time away from home, or lovers, or hard working farmers can find their own spiritual home in the “If cloud know” device.

Thank You !