

FLASH REPORT

▶ June | HDB Flats
2026 | Resale Market

Observations

New ATH of 188 Million Dollar Flats Sold in June 2026

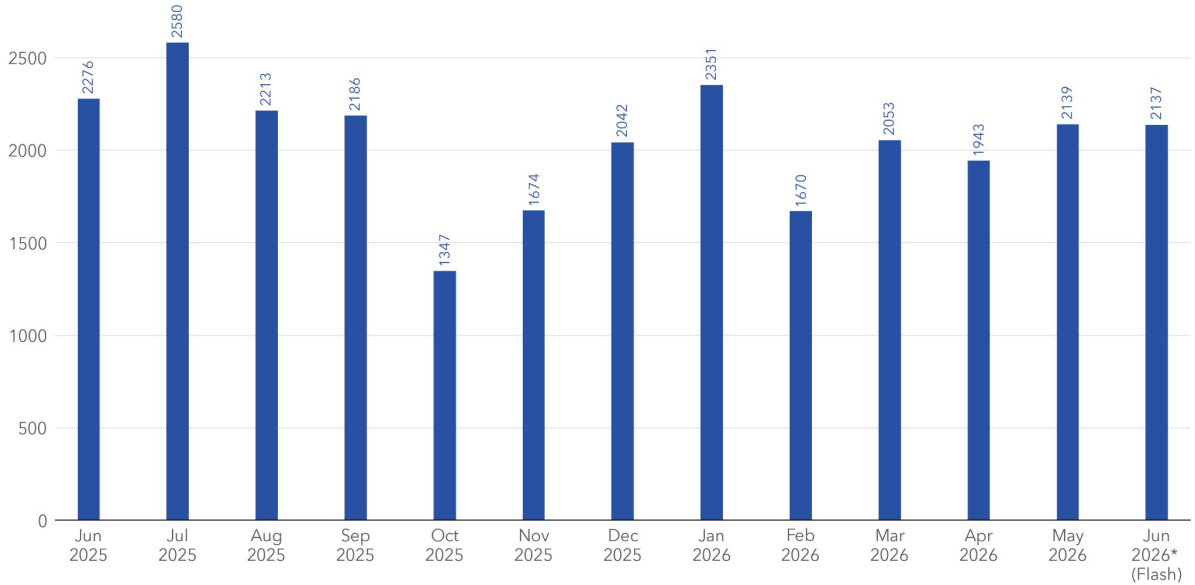
1. **HDB resale prices remained stable in June 2026.** HDB resale prices in Mature Estates increased by 0.6%, while Non-Mature Estates decreased by 0.3%. By room type, prices for 3-room flats and 5-room flats increased by 0.3% and 0.6%, respectively, while 4-room and Executive flats decreased by 0.4% and 0.8%, respectively.
 - Year-on-year, the overall price remained stable compared to June 2025.
 - Year-on-year, resale prices for 3-room flats decreased by 1.1%, while 4-room flats remained stable, and 5-room and Executive flats increased by 0.8% and 0.1%, respectively.
 - Prices in Mature Estates increased by 0.6%, while Non-Mature Estates decreased by 0.5% compared to June 2025.
2. **A total of 2,137 HDB resale flats were transacted in June 2026,** representing a 0.1% decrease from May 2026.
 - Year-on-year, resale volume in June 2026 was 6.1% lower.
 - Breaking it down by room type, 24.7% of HDB resale volume in June 2026 came from 3-room flats, 44.7% from 4-room flats, 24.1% from 5-room flats, and 6.4% from Executive flats.
 - Breaking it down by estate, 56.8% of the resale volume in June 2026 came from Non-Mature Estates. The remaining 43.2% were from Mature Estates.
3. **The highest transacted price for a resale flat for the month was S\$1,650,000** for a 5-room flat at Skyterrace @ Dawson.
 - In Non-Mature Estates, the highest transacted price was S\$1,275,000 for an Executive flat in Hougang Central.
4. **In June 2026, 188 HDB resale flats were transacted for at least S\$1,000,000,** an increase from 166 units recorded in May 2026.
 - The number of million-dollar flats sold* comprised 8.8% of the total resale volume for the month.
 - Bukit Merah and Toa Payoh each recorded 28 million-dollar flats, followed by Queenstown with 23 units.
 - The remaining million-dollar flat transactions originated from Kallang/Whampoa, Clementi, Ang Mo Kio, Tampines, Bishan, Bedok, Geylang, Central Area, Hougang, Bukit Timah, Punggol, Serangoon, Bukit Panjang, Pasir Ris, Woodlands, Sengkang, Jurong East, Bukit Batok, and Yishun.

**Sold units are based on the resale registration date. Registered resale applications are generally representative of completed resale transactions.*

HDB Resale Market

Resale Volume

HDB Monthly Overall Resale Volume

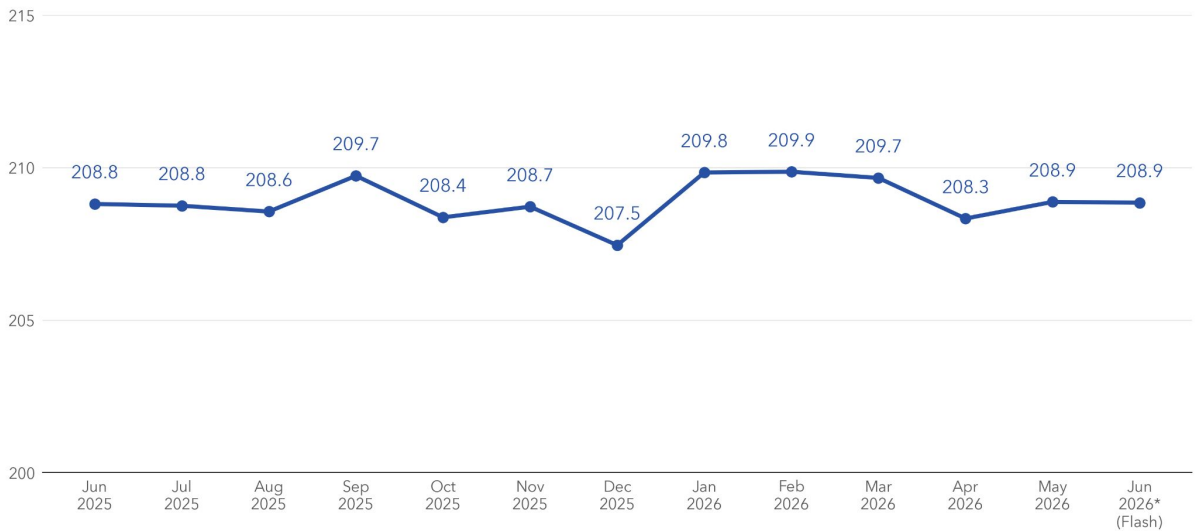


Note: HDB resale volume includes all property types, including HDB 1-room and HDB 2-room. Resale volume is based on Resale Registration Date

Resale Price

Index Base: 2009 Jan

SPI for HDB Resale



2026 June Resale Index	208.9
2026 May Resale Index	208.9
Change (Month-on-Month)	No change

Source: 99-SRX / HDB

SPI by Property Type

Month	HDB (All Types)		HDB 3 Room		HDB 4 Room		HDB 5 Room		HDB Executive	
	Index Value	Monthly Change	Index Value	Monthly Change	Index Value	Monthly Change	Index Value	Monthly Change	Index Value	Monthly Change
Jun 2025	208.8	0.1%	193.3	0.3%	213.3	-0.0%	212.5	0.8%	207.7	-2.7%
Jul 2025	208.8	-0.0%	192.9	-0.2%	213.2	-0.1%	211.4	-0.5%	206.7	-0.5%
Aug 2025	208.6	-0.1%	192.7	-0.1%	213.1	-0.0%	213.2	0.8%	207.0	0.1%
Sep 2025	209.7	0.6%	191.0	-0.9%	214.5	0.6%	214.3	0.6%	209.9	1.4%
Oct 2025	208.4	-0.6%	191.5	0.3%	211.6	-1.3%	215.1	0.4%	209.9	0.0%
Nov 2025	208.7	0.2%	192.1	0.3%	213.2	0.8%	213.8	-0.6%	212.5	1.2%
Dec 2025	207.5	-0.6%	191.5	-0.3%	211.4	-0.9%	211.4	-1.1%	211.1	-0.7%
Jan 2026	209.8	1.1%	193.7	1.2%	214.3	1.4%	213.3	0.9%	207.0	-2.0%
Feb 2026	209.9	0.0%	192.2	-0.8%	215.2	0.4%	212.4	-0.4%	206.2	-0.4%
Mar 2026	209.7	-0.1%	192.9	0.4%	213.7	-0.7%	214.6	1.0%	210.1	1.9%
Apr 2026	208.3	-0.6%	191.3	-0.8%	213.9	0.1%	211.0	-1.7%	207.5	-1.3%
May 2026	208.9	0.3%	190.7	-0.3%	214.2	0.2%	213.0	0.9%	209.5	1.0%
Jun 2026*	208.9	-0.0%	191.2	0.3%	213.4	-0.4%	214.2	0.6%	207.8	-0.8%

Note: Latest month figures are flash estimates. Percentage changes are calculated based on actual index number with more decimal places shown in the report.

Median Resale Price (\$)

Town	HDB 3 Rooms	HDB 4 Rooms	HDB 5 Rooms	HDB Executive	Overall
Ang Mo Kio	428,000	595,000	970,000	-	490,000
Bedok	421,500	580,000	925,000	1,015,000	530,000
Bishan	538,000	768,444	988,000	1,320,000	828,000
Bukit Batok	420,000	618,000	785,500	895,000	640,000
Bukit Merah	436,444	1,000,000	1,046,000	-	875,000
Bukit Panjang	430,000	568,444	705,444	818,000	600,000
Bukit Timah	500,000	802,500	1,045,000	1,419,444	1,040,000
Central Area	568,000	1,005,000	1,510,000	-	810,000
Choa Chu Kang	480,000	577,000	666,500	825,000	600,000
Clementi	436,944	875,500	1,243,000	1,100,000	761,500
Geylang	359,000	766,444	792,000	1,188,000	527,500
Hougang	442,888	605,444	730,000	989,000	605,000
Jurong East	420,000	577,500	722,500	929,000	550,000
Jurong West	412,250	527,500	620,000	778,000	570,500
Kallang/Whampoa	449,000	945,000	976,250	1,000,000	762,000
Marine Parade	468,000	639,000	-	-	568,000
Pasir Ris	630,000	628,000	716,250	908,000	716,250
Punggol	549,000	675,000	800,000	850,000	680,000
Queenstown	735,000	1,092,500	1,260,000	-	892,000
Sembawang	552,500	580,000	595,000	762,500	587,500
Sengkang	541,500	627,500	696,000	858,000	655,000
Serangoon	438,000	638,000	938,000	970,000	624,000
Tampines	465,000	650,000	824,444	980,000	700,000
Toa Payoh	364,000	1,029,000	1,222,500	988,000	868,000
Woodlands	428,888	545,000	668,000	899,000	608,008
Yishun	428,000	546,500	700,000	1,056,500	540,000
Overall	445,000	620,888	738,000	910,444	632,888

Note: Grey fields contain figures derived from fewer than 10 transactions. Blue fields contain figures derived from only 1 transaction.

Source: 99-SRX / HDB

Median Resale Price by HDB Age (\$)

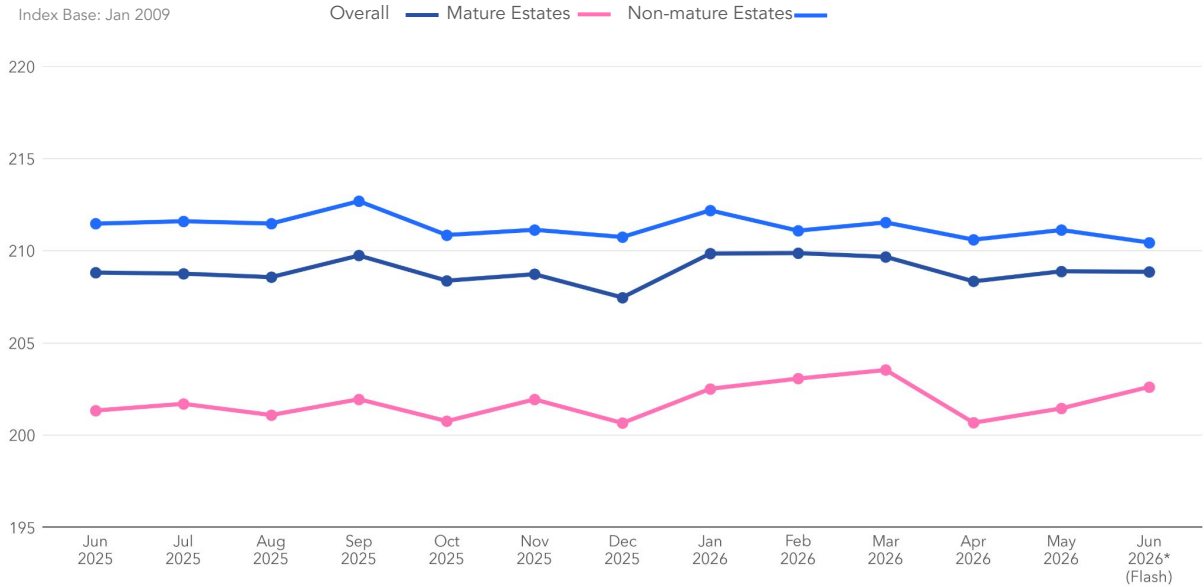
Town	HDB 3 Rooms		HDB 4 Rooms		HDB 5 Rooms		HDB Executive	
	Below 20yrs	Above 20yrs	Below 20yrs	Above 20yrs	Below 20yrs	Above 20yrs	Below 20yrs	Above 20yrs
Ang Mo Kio	711,888.0	425,000.0	996,944.0	530,000.0	1,171,444.0	808,000.0	-	-
Bedok	620,000.0	410,000.0	913,000.0	555,000.0	1,240,000.0	910,000.0	-	1,015,000.0
Bishan	-	538,000.0	1,259,000.0	768,000.0	-	988,000.0	-	1,320,000.0
Bukit Batok	500,000.0	404,000.0	684,500.0	520,000.0	800,000.0	753,000.0	-	895,000.0
Bukit Merah	789,000.0	404,444.0	1,048,888.0	831,500.0	1,235,000.0	981,000.0	-	-
Bukit Panjang	509,000.0	425,000.0	615,000.0	535,000.0	719,000.0	697,944.0	-	818,000.0
Bukit Timah	-	500,000.0	-	802,500.0	-	1,045,000.0	-	1,419,444.0
Central Area	-	568,000.0	1,468,000.0	780,000.0	1,540,000.0	780,000.0	-	-
Choa Chu Kang	490,000.0	430,000.0	600,000.0	535,000.0	725,444.0	640,000.0	-	825,000.0
Clementi	780,000.0	426,000.0	1,000,000.0	780,000.0	1,251,500.0	800,088.0	-	1,100,000.0
Geylang	715,000.0	326,944.0	1,055,888.0	560,000.0	-	792,000.0	-	1,188,000.0
Hougang	548,000.0	425,000.0	730,000.0	560,000.0	1,130,000.0	730,000.0	-	989,000.0
Jurong East	528,888.0	409,000.0	-	577,500.0	720,000.0	725,000.0	-	929,000.0
Jurong West	500,000.0	375,000.0	630,000.0	500,000.0	630,000.0	618,444.0	-	778,000.0
Kallang/ Whampoa	720,000.0	402,500.0	1,050,000.0	640,000.0	1,375,000.0	960,694.0	-	1,000,000.0
Marine Parade	-	468,000.0	-	639,000.0	-	-	-	-
Pasir Ris	630,000.0	-	828,000.0	621,500.0	936,500.0	707,500.0	-	908,000.0
Punggol	549,000.0	-	680,000.0	600,000.0	862,000.0	660,000.0	-	850,000.0
Queenstown	795,000.0	357,500.0	1,112,500.0	921,500.0	1,447,500.0	1,019,000.0	-	-
Sembawang	552,500.0	-	658,888.0	535,000.0	830,000.0	587,500.0	-	762,500.0
Sengkang	541,500.0	-	675,000.0	577,500.0	795,888.0	650,000.0	-	858,000.0
Serangoon	-	438,000.0	-	638,000.0	-	938,000.0	-	970,000.0
Tampines	614,844.0	462,000.0	780,000.0	611,000.0	949,000.0	755,000.0	-	980,000.0
Toa Payoh	828,000.0	345,000.0	1,055,000.0	915,000.0	1,430,000.0	1,020,888.0	-	988,000.0
Woodlands	513,500.0	360,000.0	661,500.0	530,000.0	758,000.0	656,500.0	-	899,000.0
Yishun	480,000.0	415,500.0	613,000.0	510,000.0	725,000.0	669,000.0	-	1,056,500.0
Overall	559,000.0	416,000.0	708,888.0	568,000.0	837,500.0	698,000.0	-	910,444.0

Note: Grey fields contain figures derived from fewer than 10 transactions. Blue fields contain figures derived from only 1 transaction.

Source: 99-SRX / HDB

Mature and Non-Mature Estates

SPI for HDB Resale in Mature and Non-Mature Estates[^]



[^] Non-mature estates (as defined by HDB): Bukit Batok, Bukit Panjang, Choa Chu Kang, Hougang, Jurong East, Jurong West, Punggol, Sembawang, Sengkang, Woodlands and Yishun.

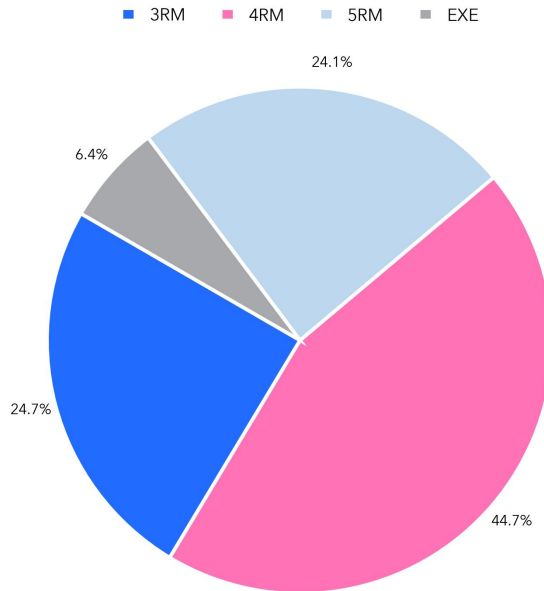
Month	Overall		Mature Estates		Non-mature Estates	
	Index Value	Monthly Change	Index Value	Monthly Change	Index Value	Monthly Change
Jun 2025	208.8	0.1%	201.3	-0.1%	211.5	0.1%
Jul 2025	208.8	-0.0%	201.7	0.2%	211.6	0.1%
Aug 2025	208.6	-0.1%	201.1	-0.3%	211.5	-0.1%
Sep 2025	209.7	0.6%	201.9	0.4%	212.7	0.6%
Oct 2025	208.4	-0.6%	200.7	-0.6%	210.8	-0.9%
Nov 2025	208.7	0.2%	201.9	0.6%	211.1	0.1%
Dec 2025	207.5	-0.6%	200.6	-0.6%	210.7	-0.2%
Jan 2026	209.8	1.1%	202.5	0.9%	212.2	0.7%
Feb 2026	209.9	0.0%	203.1	0.3%	211.1	-0.5%
Mar 2026	209.7	-0.1%	203.5	0.2%	211.5	0.2%
Apr 2026	208.3	-0.6%	200.7	-1.4%	210.6	-0.4%
May 2026	208.9	0.3%	201.4	0.4%	211.1	0.2%
Jun 2026*	208.9	-0.0%	202.6	0.6%	210.4	-0.3%

Note: Latest month figures are flash estimates. Percentage changes are calculated based on actual index number with more decimal places shown in the report.

Source: 99-SRX / HDB

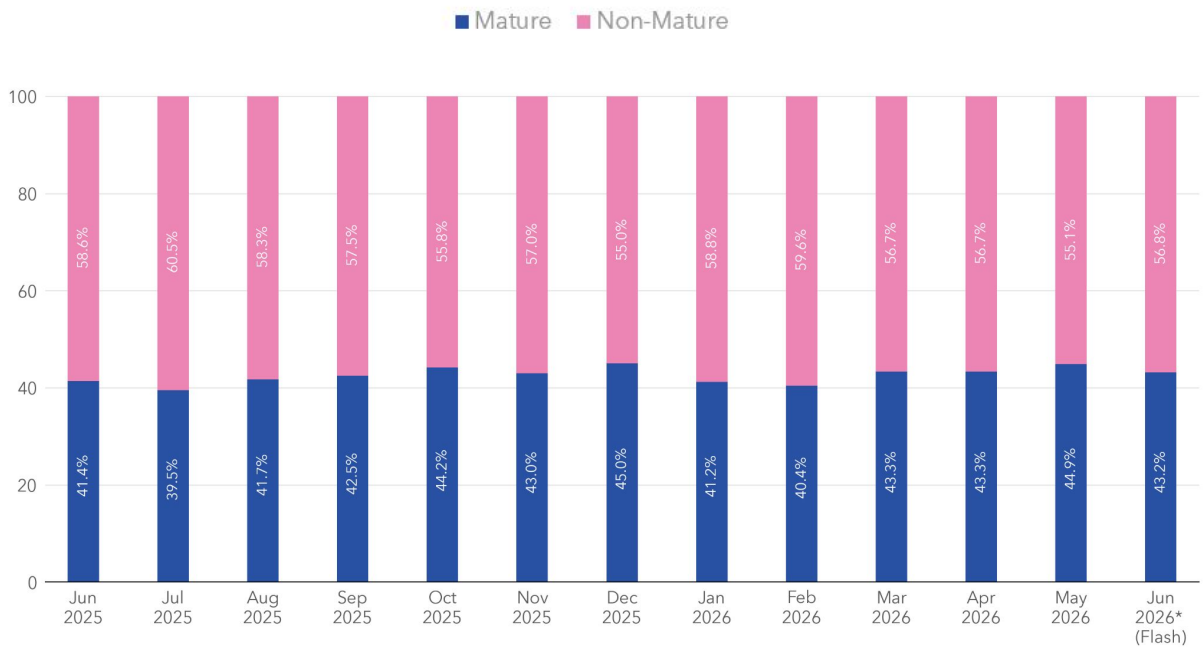
Resale Volume Breakdown

Volume Breakdown by Room Type in the Month



Source: 99-SRX / HDB

Monthly Volume Breakdown by Estates

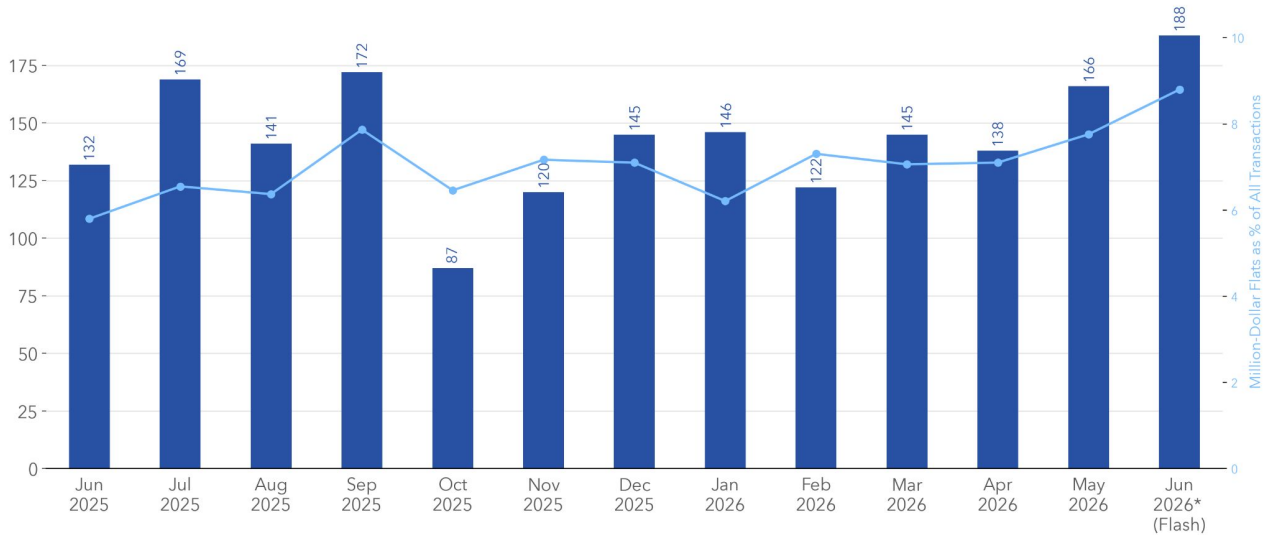


Source: 99-SRX / HDB

Note: HDB Resale volume is based on Resale Registration Date

HDB Million-Dollar Resale Flats Statistics

Monthly Volume of Million-Dollar Resale Flats



Source: 99-SRX / HDB

Monthly Volume of Million-Dollar Resale Flats by Town

Town Name	Jun 2025	Jul 2025	Aug 2025	Sep 2025	Oct 2025	Nov 2025	Dec 2025	Jan 2026	Feb 2026	Mar 2026	Apr 2026	May 2026	Jun 2026
Bukit Merah	17	19	25	18	13	20	13	17	17	23	14	22	28
Toa Payoh	28	33	22	37	20	17	25	20	18	34	17	21	28
Queenstown	20	12	8	18	8	16	20	23	17	16	21	21	23
Kallang Whampoa	10	17	13	10	11	8	18	15	10	7	12	10	20
Clementi	4	14	15	11	4	11	13	9	7	6	5	14	11
Ang Mo Kio	3	10	8	13	4	3	6	10	13	18	15	13	10
Tampines	5	8	4	7	2	5	10	10	7	3	9	8	10
Bishan	11	6	11	11	4	11	10	7	5	4	6	9	9
Bedok	2	3	3	5	0	3	3	4	1	3	6	12	9
Geylang	7	11	5	6	7	3	4	5	4	5	5	4	7
Central Area	4	6	7	7	4	1	4	4	2	4	6	8	6
Hougang	5	4	4	6	2	6	3	2	2	1	3	8	5
Bukit Timah	2	3	3	1	0	5	1	1	1	5	2	1	5
Punggol	0	1	0	0	0	0	0	1	4	0	1	3	3
Serangoon	3	6	5	3	2	1	4	6	4	5	2	0	3
Bukit Panjang	2	1	3	1	0	0	2	0	0	0	1	0	2
Pasir Ris	3	2	0	4	1	2	1	1	1	2	2	2	2
Woodlands	4	3	0	5	3	1	3	4	3	2	7	3	2
Sengkang	0	1	2	2	0	2	3	1	2	4	1	1	2
Jurong East	0	1	1	2	0	1	0	3	2	1	2	2	1
Bukit Batok	1	2	1	1	0	1	0	2	1	1	0	0	1
Yishun	1	5	1	0	1	2	1	0	1	0	1	2	1
Marine Parade	0	1	0	4	1	1	1	1	0	1	0	2	0
Total	132	169	141	172	87	120	145	146	122	145	138	166	188

Source: 99-SRX / HDB

Note: HDB Resale volume is based on Resale Registration Date

HDB Million-Dollar Resale Flats Statistics

Million-Dollar Resale Flats Transacted in the Month

Town Name	Street Name	Block	Flat Type	Resale Price	SQFT	\$PSF
Queenstown	Dawson Rd	93	5RM	1,650,000	1,313	\$1,256
Toa Payoh	Lor 1A Toa Payoh	139B	5RM	1,580,000	1,227	\$1,288
Central Area	Cantonment Rd	1F	5RM	1,555,000	1,152	\$1,350
Queenstown	Dawson Rd	79	5RM	1,550,000	1,152	\$1,346
Central Area	Cantonment Rd	1D	5RM	1,540,000	1,152	\$1,337
Clementi	Clementi Ave 3	440C	5RM	1,520,000	1,206	\$1,261
Bukit Timah	Toh Yi Dr	3	EXE	1,508,888	1,615	\$935
Central Area	Cantonment Rd	1A	4RM	1,500,000	1,044	\$1,437
Central Area	Cantonment Rd	1A	5RM	1,480,000	1,152	\$1,285
Central Area	Cantonment Rd	1D	4RM	1,468,000	1,023	\$1,436
Kallang/Whampoa	Boon Keng Rd	8	5RM	1,450,000	1,281	\$1,132
Toa Payoh	Lor 1A Toa Payoh	138C	5RM	1,430,000	1,259	\$1,135
Kallang/Whampoa	Bendemeer Rd	46	EXE	1,412,000	1,550	\$911
Toa Payoh	Bidadari Pk Dr	105B	5RM	1,380,000	1,227	\$1,125
Bedok	Bedok Sth Rd	153C	5RM	1,370,000	1,216	\$1,126
Bishan	Bishan St 22	245	EXE	1,350,000	1,658	\$814
Queenstown	Dawson Rd	96	5RM	1,345,000	1,163	\$1,157
Clementi	Clementi Ave 3	445A	4RM	1,338,888	1,001	\$1,337
Bukit Timah	Toh Yi Dr	3	EXE	1,330,000	1,572	\$846
Bukit Merah	Redhill Rd	74A	5RM	1,330,000	1,238	\$1,074
Clementi	Clementi Ave 4	311C	5RM	1,328,000	1,130	\$1,175
Bishan	Bishan St 23	222	EXE	1,320,000	1,658	\$796
Bukit Merah	Jln Membina	20	5RM	1,320,000	1,184	\$1,115
Bukit Merah	Boon Tiong Rd	10A	4RM	1,310,000	990	\$1,323
Kallang/Whampoa	Boon Keng Rd	9	5RM	1,300,000	1,152	\$1,129
Bishan	Bishan St 22	257	EXE	1,290,000	1,572	\$821
Queenstown	Dover Cres	28D	5RM	1,290,000	1,335	\$966
Ang Mo Kio	Ang Mo Kio St 23	228A	5RM	1,280,000	1,216	\$1,052
Bukit Timah	Toh Yi Dr	9	5RM	1,280,000	1,367	\$936
Toa Payoh	Lor 4 Toa Payoh	81	5RM	1,280,000	1,313	\$975

Source: 99-SRX / HDB

HDB Million-Dollar Resale Flats Statistics

Million-Dollar Resale Flats Transacted in the Month

Town Name	Street Name	Block	Flat Type	Resale Price	SQFT	\$PSF
Hougang	Hougang Ctrl	853	EXE	1,275,000	1,475	\$865
Queenstown	Dawson Rd	91	4RM	1,265,000	1,173	\$1,078
Clementi	Clementi Ave 4	312A	5RM	1,260,000	1,216	\$1,036
Bishan	Bishan St 24	275A	4RM	1,259,000	1,023	\$1,231
Bukit Merah	Kim Tian Rd	125	5RM	1,250,000	1,356	\$922
Bukit Merah	Jln Membina	25B	5RM	1,250,000	1,184	\$1,056
Clementi	Clementi Ave 4	311B	5RM	1,243,000	1,130	\$1,100
Kallang/Whampoa	St. George's Lane	26B	4RM	1,240,000	990	\$1,252
Tampines	Tampines St 82	856F	EXE	1,240,000	1,604	\$773
Queenstown	Dawson Rd	94	4RM	1,230,000	980	\$1,256
Queenstown	Dawson Rd	87	4RM	1,230,000	936	\$1,313
Queenstown	C'wealth Ave	7	5RM	1,230,000	1,367	\$900
Bukit Merah	Bt Merah View	126	5RM	1,225,000	1,378	\$889
Bukit Merah	Redhill Rd	75C	5RM	1,220,000	1,238	\$986
Kallang/Whampoa	Upp Boon Keng Rd	8A	4RM	1,218,000	1,023	\$1,191
Queenstown	Dawson Rd	88	4RM	1,216,000	893	\$1,361
Toa Payoh	Lor 1A Toa Payoh	139B	4RM	1,215,000	980	\$1,240
Toa Payoh	Bidadari Pk Dr	102B	4RM	1,208,000	1,001	\$1,207
Bukit Merah	Kim Tian Pl	121	5RM	1,200,000	1,238	\$969
Queenstown	Holland Cl	5	4RM	1,200,000	1,130	\$1,062
Clementi	Clementi Ave 4	311C	5RM	1,200,000	1,130	\$1,062
Queenstown	Ghim Moh Link	29	4RM	1,200,000	1,001	\$1,199
Central Area	Cantonment Rd	1D	4RM	1,200,000	1,001	\$1,199
Bedok	Bedok Sth Ave 2	10B	EXE	1,200,000	1,561	\$769
Kallang/Whampoa	Mcnair Rd	110	EXE	1,200,000	1,507	\$796
Geylang	Geylang East Ave 1	132	EXE	1,188,000	1,572	\$756
Queenstown	Dawson Rd	86	4RM	1,180,000	893	\$1,321
Ang Mo Kio	Ang Mo Kio St 21	260B	5RM	1,175,000	1,216	\$966
Clementi	Clementi Ave 3	441B	4RM	1,170,000	1,033	\$1,132
Queenstown	Dawson Rd	88	4RM	1,170,000	936	\$1,249

Source: 99-SRX / HDB

HDB Million-Dollar Resale Flats Statistics

Million-Dollar Resale Flats Transacted in the Month

Town Name	Street Name	Block	Flat Type	Resale Price	SQFT	\$PSF
Ang Mo Kio	Ang Mo Kio St 23	228A	5RM	1,167,888	1,216	\$960
Toa Payoh	Lor 2 Toa Payoh	153	5RM	1,165,000	1,335	\$873
Kallang/Whampoa	St. George's Lane	26B	4RM	1,160,000	990	\$1,171
Kallang/Whampoa	St. George's Lane	4B	5RM	1,160,000	1,324	\$876
Bukit Merah	Havelock Rd	52	4RM	1,160,000	1,033	\$1,123
Tampines	Tampines St 82	856B	EXE	1,155,000	1,572	\$735
Toa Payoh	Bidadari Pk Dr	101A	4RM	1,152,888	1,001	\$1,152
Toa Payoh	Alkaff Cres	111A	4RM	1,150,000	1,001	\$1,149
Bukit Merah	Redhill Rd	75B	4RM	1,150,000	1,076	\$1,068
Tampines	Tampines Ave 5	858	EXE	1,150,000	1,572	\$732
Queenstown	Dawson Rd	96	4RM	1,150,000	893	\$1,287
Clementi	Clementi Ave 1	425	5RM	1,150,000	1,270	\$905
Ang Mo Kio	Ang Mo Kio St 23	228B	5RM	1,150,000	1,216	\$945
Kallang/Whampoa	McNair Rd	113A	4RM	1,140,000	1,001	\$1,139
Queenstown	Dawson Rd	86	4RM	1,140,000	893	\$1,276
Toa Payoh	Lor 1A Toa Payoh	139B	4RM	1,140,000	980	\$1,164
Bukit Merah	Havelock Rd	55	4RM	1,140,000	1,012	\$1,127
Bedok	Bedok Sth Rd	154B	4RM	1,138,888	1,001	\$1,138
Bukit Merah	Havelock Rd	94	5RM	1,138,000	1,270	\$896
Toa Payoh	Bidadari Pk Dr	102A	4RM	1,138,000	1,001	\$1,137
Toa Payoh	Kim Keat Ave	257	EXE	1,138,000	1,572	\$724
Queenstown	Ghim Moh Link	31	4RM	1,130,000	1,001	\$1,129
Toa Payoh	Bidadari Pk Dr	103A	4RM	1,130,000	1,001	\$1,129
Hougang	Hougang St 32	377A	5RM	1,130,000	1,227	\$921
Bukit Merah	Redhill Rd	77A	5RM	1,130,000	1,238	\$913
Tampines	Tampines Ave 5	938	EXE	1,128,888	1,572	\$718
Bedok	Bedok Sth Rd	153C	4RM	1,128,888	1,001	\$1,128
Yishun	Yishun St 72	746	EXE	1,128,000	1,744	\$647
Ang Mo Kio	Ang Mo Kio St 23	228A	4RM	1,125,000	1,033	\$1,089
Bukit Merah	Jln Membina	118C	5RM	1,123,888	1,184	\$949

Source: 99-SRX / HDB

HDB Million-Dollar Resale Flats Statistics

Million-Dollar Resale Flats Transacted in the Month

Town Name	Street Name	Block	Flat Type	Resale Price	SQFT	\$PSF
Bukit Merah	Kim Tian Rd	126C	4RM	1,122,000	947	\$1,185
Bukit Merah	Telok Blangah St 31	80A	4RM	1,120,000	1,023	\$1,095
Bukit Merah	Havelock Rd	57	4RM	1,120,000	958	\$1,169
Queenstown	Mei Ling St	143	5RM	1,120,000	1,313	\$853
Toa Payoh	Bidadari Pk Dr	105A	4RM	1,110,888	1,012	\$1,098
Bukit Merah	Redhill Rd	77A	5RM	1,110,000	1,238	\$897
Kallang/Whampoa	Bendemeer Rd	10A	4RM	1,110,000	1,001	\$1,109
Queenstown	Strathmore Ave	83	4RM	1,110,000	1,098	\$1,011
Bishan	Bishan St 12	117	5RM	1,110,000	1,302	\$852
Bedok	Bedok Nth St 4	187A	5RM	1,110,000	1,216	\$913
Bukit Merah	Boon Tiong Rd	8B	4RM	1,105,000	1,076	\$1,027
Geylang	Eunos Rd 5	417	5RM	1,100,088	1,507	\$730
Bishan	Bishan St 22	249	5RM	1,100,000	1,421	\$774
Clementi	West Coast Rd	704	EXE	1,100,000	1,744	\$631
Bishan	Bishan St 13	155	5RM	1,100,000	1,302	\$845
Hougang	Hougang Ave 6	428	EXE	1,100,000	1,604	\$686
Kallang/Whampoa	Jln Bahagia	41	3RM	1,100,000	1,001	\$1,099
Hougang	Hougang Ave 10	449	EXE	1,098,000	1,593	\$689
Queenstown	Strathmore Ave	61B	4RM	1,095,000	1,001	\$1,094
Kallang/Whampoa	Mcnair Rd	113A	4RM	1,095,000	1,001	\$1,094
Tampines	Tampines St 81	895	EXE	1,090,000	1,572	\$694
Toa Payoh	Alkaff Cres	118A	4RM	1,090,000	1,001	\$1,089
Toa Payoh	Bidadari Pk Dr	101A	4RM	1,090,000	1,001	\$1,089
Queenstown	Dawson Rd	94	4RM	1,090,000	893	\$1,220
Kallang/Whampoa	Geylang Bahru	59B	5RM	1,088,888	1,313	\$829
Punggol	Northshore Dr	415B	5RM	1,088,000	1,238	\$879
Toa Payoh	Bidadari Pk Dr	104A	4RM	1,088,000	1,001	\$1,087
Pasir Ris	Pasir Ris St 52	510	EXE	1,088,000	1,572	\$692
Queenstown	Dawson Rd	88	4RM	1,088,000	893	\$1,218
Ang Mo Kio	Ang Mo Kio St 23	228A	4RM	1,080,000	1,033	\$1,045

Source: 99-SRX / HDB

HDB Million-Dollar Resale Flats Statistics

Million-Dollar Resale Flats Transacted in the Month

Town Name	Street Name	Block	Flat Type	Resale Price	SQFT	\$PSF
Punggol	Northshore Dr	415B	5RM	1,080,000	1,238	\$872
Geylang	Circuit Rd	82B	4RM	1,080,000	1,001	\$1,079
Geylang	Circuit Rd	83A	4RM	1,080,000	1,033	\$1,045
Woodlands	Woodlands St 81	808	EXE	1,080,000	2,034	\$531
Ang Mo Kio	Ang Mo Kio St 23	228B	4RM	1,078,888	1,001	\$1,078
Clementi	Clementi Ave 3	441B	4RM	1,076,000	980	\$1,099
Bedok	Bedok Sth Rd	154A	4RM	1,075,000	1,001	\$1,074
Tampines	Tampines St 83	857	EXE	1,075,000	1,572	\$684
Kallang/Whampoa	Bendemeer Rd	10C	4RM	1,070,000	1,001	\$1,069
Bukit Merah	Henderson Rd	95C	4RM	1,068,888	1,001	\$1,068
Bukit Merah	Havelock Rd	52	4RM	1,068,888	1,012	\$1,056
Serangoon	Serangoon Ctrl Dr	258	5RM	1,068,888	1,238	\$864
Kallang/Whampoa	Mcnair Rd	112	5RM	1,068,000	1,399	\$763
Toa Payoh	Bidadari Pk Dr	102B	4RM	1,065,000	1,001	\$1,064
Bedok	Jln Damai	665	EXE	1,060,000	1,572	\$675
Bishan	Bishan St 13	194	5RM	1,060,000	1,302	\$814
Bukit Merah	Cantonment Cl	12	4RM	1,060,000	969	\$1,094
Bukit Merah	Cantonment Cl	17	4RM	1,060,000	969	\$1,094
Geylang	Circuit Rd	17A	4RM	1,055,888	1,001	\$1,055
Toa Payoh	Toa Payoh East	264	4RM	1,055,000	1,001	\$1,054
Queenstown	Dawson Rd	87	4RM	1,053,888	936	\$1,125
Queenstown	Dawson Rd	94	4RM	1,050,000	893	\$1,175
Kallang/Whampoa	Upp Boon Keng Rd	8C	4RM	1,050,000	947	\$1,109
Bukit Panjang	Senja Rd	605	5RM	1,050,000	1,292	\$813
Ang Mo Kio	Ang Mo Kio St 52	588A	4RM	1,050,000	969	\$1,084
Bukit Timah	Toh Yi Dr	17	5RM	1,050,000	1,378	\$762
Kallang/Whampoa	Upp Boon Keng Rd	8C	4RM	1,050,000	947	\$1,109
Sengkang	Compassvale Dr	216D	5RM	1,050,000	1,206	\$871
Toa Payoh	Alkaff Cres	118A	4RM	1,050,000	1,001	\$1,049
Bukit Merah	Kim Tian Rd	126C	4RM	1,048,888	1,001	\$1,048

Source: 99-SRX / HDB

HDB Million-Dollar Resale Flats Statistics

Million-Dollar Resale Flats Transacted in the Month

Town Name	Street Name	Block	Flat Type	Resale Price	SQFT	\$PSF
Geylang	Circuit Rd	82A	4RM	1,048,888	1,001	\$1,048
Kallang/Whampoa	Bendemeer Rd	10C	4RM	1,040,000	1,001	\$1,039
Bukit Timah	Farrer Rd	5	5RM	1,040,000	1,324	\$786
Toa Payoh	Toa Payoh East	261	4RM	1,038,000	1,001	\$1,037
Geylang	Haig Rd	4	5RM	1,038,000	1,615	\$643
Tampines	Tampines Ctrl 8	520B	5RM	1,030,000	1,163	\$886
Toa Payoh	Toa Payoh Ctrl	79B	4RM	1,030,000	980	\$1,052
Jurong East	Toh Guan Rd	285C	EXE	1,028,000	1,561	\$659
Kallang/Whampoa	Bendemeer Rd	10C	4RM	1,028,000	1,001	\$1,027
Toa Payoh	Lor 2 Toa Payoh	145	4RM	1,028,000	980	\$1,049
Pasir Ris	Pasir Ris Dr 6	422	EXE	1,025,000	1,625	\$631
Bukit Batok	Bt Batok St 21	293C	5RM	1,025,000	1,216	\$843
Toa Payoh	Lor 4 Toa Payoh	81	5RM	1,020,888	1,302	\$784
Bukit Merah	Cantonment Cl	8	4RM	1,020,000	969	\$1,053
Bukit Merah	Telok Blangah St 31	90A	4RM	1,020,000	1,001	\$1,019
Toa Payoh	Lor 1 Toa Payoh	130B	4RM	1,020,000	1,001	\$1,019
Toa Payoh	Lor 1 Toa Payoh	172	5RM	1,020,000	1,335	\$764
Serangoon	Serangoon Ave 3	331	5RM	1,020,000	1,302	\$783
Toa Payoh	Bidadari Pk Dr	103A	4RM	1,018,000	1,001	\$1,017
Ang Mo Kio	Ang Mo Kio St 23	228B	4RM	1,011,000	1,001	\$1,010
Tampines	Tampines Ave 8	876A	5RM	1,010,000	1,216	\$830
Tampines	Tampines St 81	889	EXE	1,010,000	1,604	\$630
Sengkang	Compassvale Dr	216C	5RM	1,010,000	1,206	\$838
Tampines	Tampines Ave 5	148	EXE	1,008,888	1,615	\$625
Bukit Merah	Redhill Rd	76A	4RM	1,000,000	1,076	\$929
Woodlands	Woodlands St 41	419	EXE	1,000,000	1,905	\$525
Bedok	Bedok Sth Rd	153C	4RM	1,000,000	1,001	\$999
Bishan	Sin Ming Ave	442	5RM	1,000,000	1,292	\$774
Bukit Merah	Telok Blangah St 31	93B	4RM	1,000,000	1,001	\$999
Serangoon	Serangoon Ctrl Dr	257	5RM	1,000,000	1,238	\$808

Source: 99-SRX / HDB

HDB Million-Dollar Resale Flats Statistics

Million-Dollar Resale Flats Transacted in the Month

Town Name	Street Name	Block	Flat Type	Resale Price	SQFT	\$PSF
Toa Payoh	Alkaff Cres	111A	4RM	1,000,000	1,001	\$999
Clementi	Clementi Ave 4	311A	4RM	1,000,000	883	\$1,133
Ang Mo Kio	Ang Mo Kio St 23	227A	4RM	1,000,000	1,001	\$999
Bukit Panjang	Senja Rd	604	5RM	1,000,000	1,302	\$768
Hougang	Hougang St 52	538	EXE	1,000,000	1,582	\$632
Bedok	Lengkong Tiga	102	5RM	1,000,000	1,302	\$768
Kallang/Whampoa	Jln Rajah	108	EXE	1,000,000	1,615	\$619
Punggol	Northshore Dr	422B	5RM	1,000,000	1,216	\$822

About SRX

SRX publishes monthly price indices and statistics for condo resale, HDB resale and condo and HDB rentals. The Company has been serving Singapore's real estate industry since 2009, when it first launched the "Home Report" to help property agents and homeowners establish the price to buy, sell or rent a home. In 2014 SRX introduced X-Value, allowing anyone to get a highly accurate estimate of the value of their home instantly online. 1.8 million home reports and 7.0 million X-Value computations later, SRX is Singapore's most trusted source of home pricing information.

SRX is all about making the home seeking and home ownership journey a pleasure by connecting home-seekers to their ideal property and helping homeowners manage their most important asset. SRX provides easy-to-use tools, extensive quality property listings, data and insights to real estate professionals and home-seekers. The SRX App is available in the App Store and Google Play Store.

SRX is operated by StreetSine Singapore Pte Ltd, a subsidiary of 99 Group. The information and publications are not intended to constitute financial advice, investment advice, or any other advice or recommendation of any sort offered or endorsed by 99 Group.

For media queries, please contact our PR team at pr@99.co.

99 GROUP  99.co  rumah123 SRX