

FLASH REPORT

▶ May | HDB Flats
2026 | Resale Market

Observations

HDB Resale Prices and Transaction Volumes Rebound in May 2026

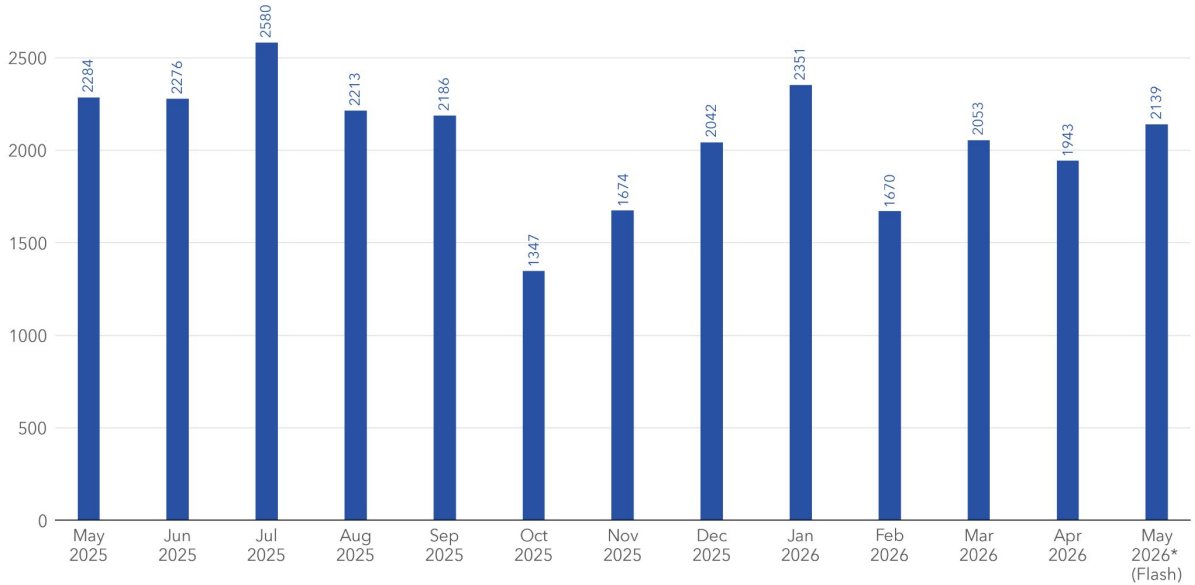
1. **HDB resale prices increased by 0.3% in May 2026.** HDB resale prices in Mature Estates and Non-Mature Estates increased by 0.4% and 0.2%, respectively. By room type, prices for 3-room flats decreased by 0.3%, while 4-room, 5-room, and Executive flats increased by 0.2%, 0.9%, and 1%, respectively.
 - Year-on-year, the overall price increased by 0.2% compared to May 2025.
 - Year-on-year, resale prices for 3-room and Executive flats fell by 1.0% and 1.9% respectively. Meanwhile, prices for 4-room and 5-room flats rose by 0.4% and 1.0% over the same period.
 - Prices in Mature Estates and Non-Mature Estates remained stable compared to May 2025.
2. **A total of 2,139 HDB resale flats were transacted in May 2026,** representing a 10.1% increase from April 2026.
 - Year-on-year, resale volume in May 2026 was 6.3% lower.
 - Breaking it down by room type, 24.6% of HDB resale volume in May 2026 came from 3-room flats, 46% from 4-room flats, 23.4% from 5-room flats, and 6% from Executive flats.
 - Breaking it down by estate, 55.1% of the resale volume in May 2026 came from Non-Mature Estates. The remaining 44.9% were from Mature Estates.
3. **The highest transacted price for a resale flat for the month was S\$1,630,000** for a 5-room flat at The Pinnacle@Duxton.
 - In Non-Mature Estates, the highest transacted price was S\$1,232,888 for an Executive flat in Hougang Street 21.
4. **In May 2026, 166 HDB resale flats were transacted for at least S\$1,000,000,** an increase from 138 units recorded in April 2026.
 - The number of million-dollar flats sold* comprised 7.8% of the total resale volume for the month.
 - Bukit Merah recorded 22 million-dollar flats, followed by Toa Payoh and Queenstown, with 21 units each.
 - The remaining million-dollar flat transactions originated from Clementi, Ang Mo Kio, Bedok, Kallang/Whampoa, Bishan, Tampines, Central Area, Hougang, Geylang, Punggol, Woodlands, Jurong East, Pasir Ris, Marine Parade, Yishun, Sengkang, and Bukit Timah.

**Sold units are based on the resale registration date. Registered resale applications are generally representative of completed resale transactions.*

HDB Resale Market

Resale Volume

HDB Monthly Overall Resale Volume

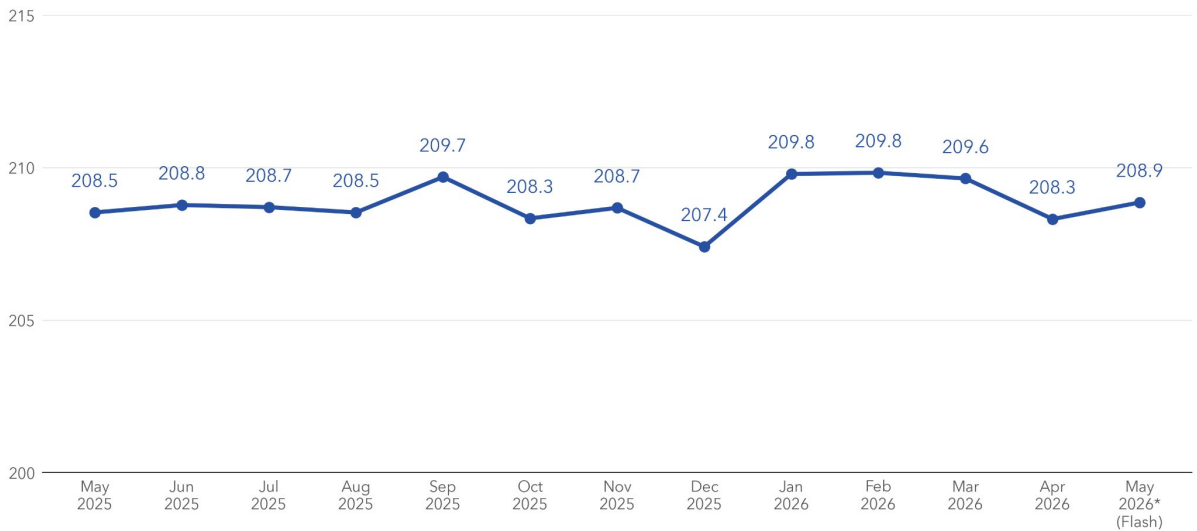


Note: HDB resale volume includes all property types, including HDB 1-room and HDB 2-room. Resale volume is based on Resale Registration Date

Resale Price

Index Base: 2009 Jan

SPI for HDB Resale



2026 May Resale Index	208.9
2026 April Resale Index	208.3
Change (Month-on-Month)	0.3%

Source: 99-SRX / HDB

SPI by Property Type

Month	HDB (All Types)		HDB 3 Room		HDB 4 Room		HDB 5 Room		HDB Executive	
	Index Value	Monthly Change	Index Value	Monthly Change	Index Value	Monthly Change	Index Value	Monthly Change	Index Value	Monthly Change
May 2025	208.5	0.1%	192.7	-0.0%	213.3	0.2%	210.8	0.1%	213.5	2.1%
Jun 2025	208.8	0.1%	193.3	0.3%	213.3	-0.0%	212.4	0.8%	207.7	-2.7%
Jul 2025	208.7	-0.0%	192.9	-0.2%	213.2	-0.1%	211.3	-0.5%	206.5	-0.6%
Aug 2025	208.5	-0.1%	192.7	-0.1%	213.1	-0.0%	213.1	0.8%	207.0	0.2%
Sep 2025	209.7	0.6%	191.0	-0.9%	214.5	0.6%	214.2	0.5%	209.8	1.4%
Oct 2025	208.3	-0.6%	191.5	0.3%	211.6	-1.3%	215.1	0.4%	209.9	0.0%
Nov 2025	208.7	0.2%	192.1	0.3%	213.2	0.8%	213.7	-0.6%	212.6	1.3%
Dec 2025	207.4	-0.6%	191.5	-0.3%	211.4	-0.9%	211.3	-1.1%	210.9	-0.8%
Jan 2026	209.8	1.1%	193.7	1.2%	214.3	1.4%	213.1	0.9%	207.1	-1.8%
Feb 2026	209.8	0.0%	192.2	-0.8%	215.1	0.4%	212.3	-0.4%	206.3	-0.4%
Mar 2026	209.6	-0.1%	192.9	0.4%	213.6	-0.7%	214.5	1.0%	210.1	1.9%
Apr 2026	208.3	-0.6%	191.3	-0.9%	213.8	0.1%	210.9	-1.7%	207.5	-1.3%
May 2026*	208.9	0.3%	190.7	-0.3%	214.2	0.2%	212.9	0.9%	209.5	1.0%

Note: Latest month figures are flash estimates. Percentage changes are calculated based on actual index number with more decimal places shown in the report.

Median Resale Price (\$)

Town	HDB 3 Rooms	HDB 4 Rooms	HDB 5 Rooms	HDB Executive	Overall
Ang Mo Kio	416,000	780,000	850,000	-	530,000
Bedok	390,000	669,000	779,500	1,021,500	565,000
Bishan	536,000	788,000	991,500	1,240,000	850,000
Bukit Batok	423,000	645,888	819,000	882,500	645,888
Bukit Merah	507,500	950,000	1,035,000	-	832,500
Bukit Panjang	414,000	549,000	720,000	888,000	582,500
Bukit Timah	548,888	920,000	1,150,000	-	920,000
Central Area	570,000	1,178,000	1,310,000	-	980,000
Choa Chu Kang	400,500	545,000	644,000	830,000	567,500
Clementi	437,500	900,000	1,140,000	1,030,000	660,000
Geylang	352,500	632,000	1,049,000	1,015,000	571,444
Hougang	450,000	628,000	724,944	986,500	646,444
Jurong East	404,000	544,444	710,000	928,000	544,444
Jurong West	362,500	523,000	640,000	787,500	551,500
Kallang/Whampoa	468,000	825,000	1,013,888	1,200,000	648,000
Marine Parade	480,000	660,000	1,100,000	-	631,500
Pasir Ris	-	630,000	724,000	880,444	728,000
Punggol	560,400	690,000	825,000	787,500	690,000
Queenstown	480,000	986,500	1,150,000	-	831,500
Sembawang	510,000	600,000	650,000	765,000	615,000
Sengkang	548,888	650,000	680,000	830,000	660,000
Serangoon	455,000	790,000	824,000	925,000	673,000
Tampines	490,000	677,000	828,000	955,444	728,000
Toa Payoh	380,000	985,000	1,043,400	960,000	736,500
Woodlands	435,000	550,000	660,000	928,888	606,000
Yishun	419,000	524,000	660,000	990,000	515,000
Overall	436,900	630,000	740,000	929,444	636,555

Note: Grey fields contain figures derived from fewer than 10 transactions. Blue fields contain figures derived from only 1 transaction.

Source: 99-SRX / HDB

Median Resale Price by HDB Age (\$)

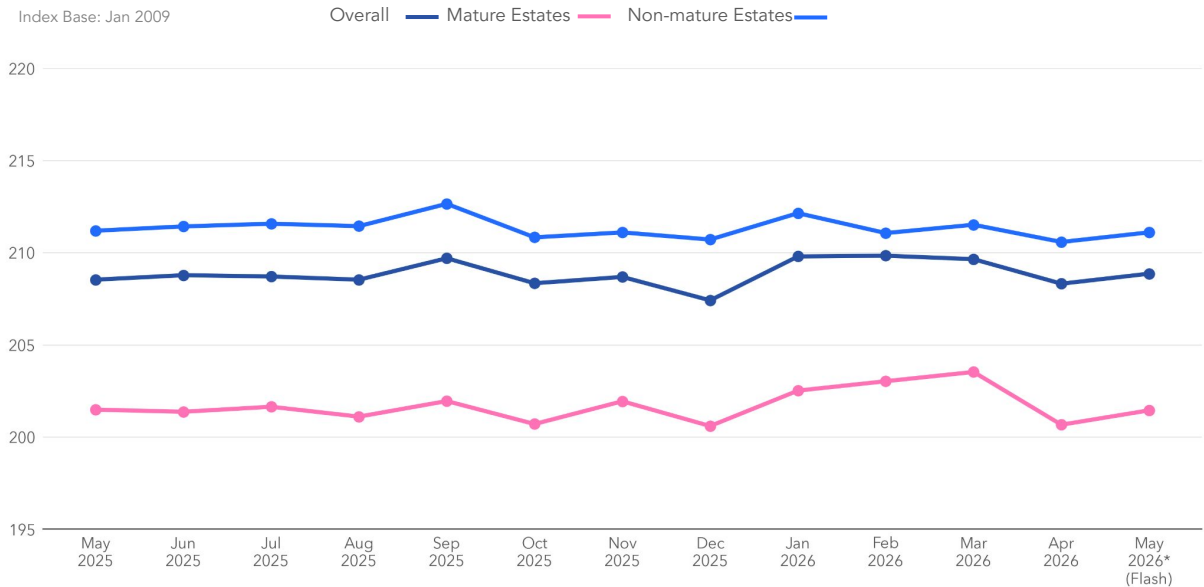
Town	HDB 3 Rooms		HDB 4 Rooms		HDB 5 Rooms		HDB Executive	
	Below 20yrs	Above 20yrs	Below 20yrs	Above 20yrs	Below 20yrs	Above 20yrs	Below 20yrs	Above 20yrs
Ang Mo Kio	675,000.0	415,500.0	997,500.0	558,000.0	1,167,500.0	770,000.0	-	-
Bedok	623,000.0	390,000.0	968,000.0	565,000.0	1,220,000.0	725,000.0	-	1,021,500.0
Bishan	-	536,000.0	1,263,000.0	781,500.0	-	991,500.0	-	1,240,000.0
Bukit Batok	530,000.0	400,000.0	676,500.0	528,000.0	825,000.0	733,000.0	-	882,500.0
Bukit Merah	750,000.0	425,000.0	974,000.0	660,000.0	1,350,000.0	1,000,000.0	-	-
Bukit Panjang	509,000.0	396,250.0	619,944.0	539,000.0	760,000.0	689,444.0	-	888,000.0
Bukit Timah	-	548,888.0	-	920,000.0	-	1,150,000.0	-	-
Central Area	-	570,000.0	1,350,000.0	785,000.0	1,630,000.0	990,000.0	-	-
Choa Chu Kang	505,000.0	393,000.0	586,500.0	530,000.0	705,000.0	615,000.0	-	830,000.0
Clementi	659,444.0	425,000.0	993,000.0	616,944.0	1,284,444.0	705,894.0	-	1,030,000.0
Geylang	798,500.0	348,000.0	960,000.0	627,500.0	-	1,049,000.0	-	1,015,000.0
Hougang	519,000.0	445,000.0	710,000.0	595,000.0	1,038,000.0	705,000.0	-	986,500.0
Jurong East	493,888.0	400,000.0	612,500.0	522,500.0	-	710,000.0	-	928,000.0
Jurong West	478,000.0	340,000.0	624,000.0	518,000.0	726,888.0	637,500.0	-	787,500.0
Kallang/ Whampoa	840,000.0	452,500.0	1,080,000.0	711,500.0	1,267,500.0	968,888.0	-	1,200,000.0
Marine Parade	-	480,000.0	-	660,000.0	-	1,100,000.0	-	-
Pasir Ris	-	-	768,500.0	620,000.0	-	724,000.0	-	880,444.0
Punggol	560,400.0	-	700,000.0	579,000.0	857,500.0	640,000.0	-	787,500.0
Queenstown	826,888.0	364,944.0	1,055,000.0	899,000.0	1,315,000.0	1,055,000.0	-	-
Sembawang	510,000.0	-	630,000.0	535,000.0	817,500.0	625,000.0	-	765,000.0
Sengkang	548,888.0	-	671,000.0	578,000.0	814,000.0	660,000.0	-	830,000.0
Serangoon	-	455,000.0	-	790,000.0	-	824,000.0	-	925,000.0
Tampines	565,000.0	480,000.0	780,000.0	630,000.0	937,500.0	780,000.0	-	955,444.0
Toa Payoh	780,000.0	368,888.0	1,066,944.0	828,388.0	1,300,000.0	975,300.0	-	960,000.0
Woodlands	552,500.0	380,000.0	650,000.0	545,000.0	764,000.0	650,000.0	-	928,888.0
Yishun	490,000.0	412,500.0	600,000.0	515,000.0	737,500.0	656,500.0	-	990,000.0
Overall	571,000.0	410,000.0	718,000.0	565,000.0	852,500.0	700,000.0	-	929,444.0

Note: Grey fields contain figures derived from fewer than 10 transactions. Blue fields contain figures derived from only 1 transaction.

Source: 99-SRX / HDB

Mature and Non-Mature Estates

SPI for HDB Resale in Mature and Non-Mature Estates[^]



[^] Non-mature estates (as defined by HDB): Bukit Batok, Bukit Panjang, Choa Chu Kang, Hougang, Jurong East, Jurong West, Punggol, Sembawang, Sengkang, Woodlands and Yishun.

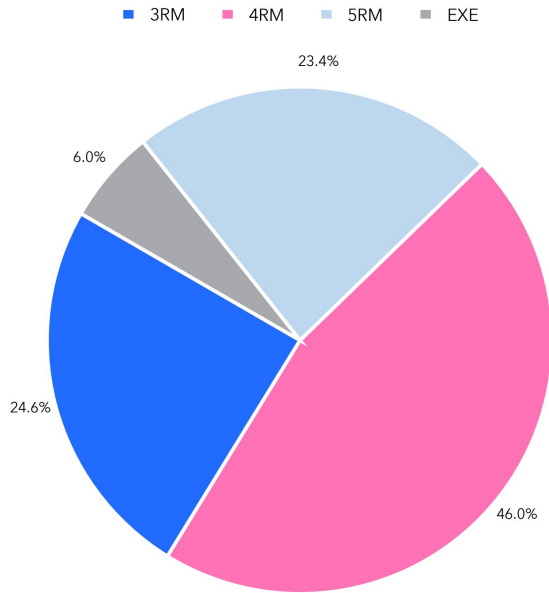
Month	Overall		Mature Estates		Non-mature Estates	
	Index Value	Monthly Change	Index Value	Monthly Change	Index Value	Monthly Change
May 2025	208.5	0.1%	201.5	0.5%	211.2	0.1%
Jun 2025	208.8	0.1%	201.4	-0.1%	211.4	0.1%
Jul 2025	208.7	-0.0%	201.6	0.1%	211.6	0.1%
Aug 2025	208.5	-0.1%	201.1	-0.3%	211.4	-0.1%
Sep 2025	209.7	0.6%	201.9	0.4%	212.6	0.6%
Oct 2025	208.3	-0.6%	200.7	-0.6%	210.8	-0.9%
Nov 2025	208.7	0.2%	201.9	0.6%	211.1	0.1%
Dec 2025	207.4	-0.6%	200.6	-0.7%	210.7	-0.2%
Jan 2026	209.8	1.1%	202.5	1.0%	212.1	0.7%
Feb 2026	209.8	0.0%	203.0	0.3%	211.1	-0.5%
Mar 2026	209.6	-0.1%	203.5	0.2%	211.5	0.2%
Apr 2026	208.3	-0.6%	200.7	-1.4%	210.6	-0.4%
May 2026*	208.9	0.3%	201.4	0.4%	211.1	0.2%

Note: Latest month figures are flash estimates. Percentage changes are calculated based on actual index number with more decimal places shown in the report.

Source: 99-SRX / HDB

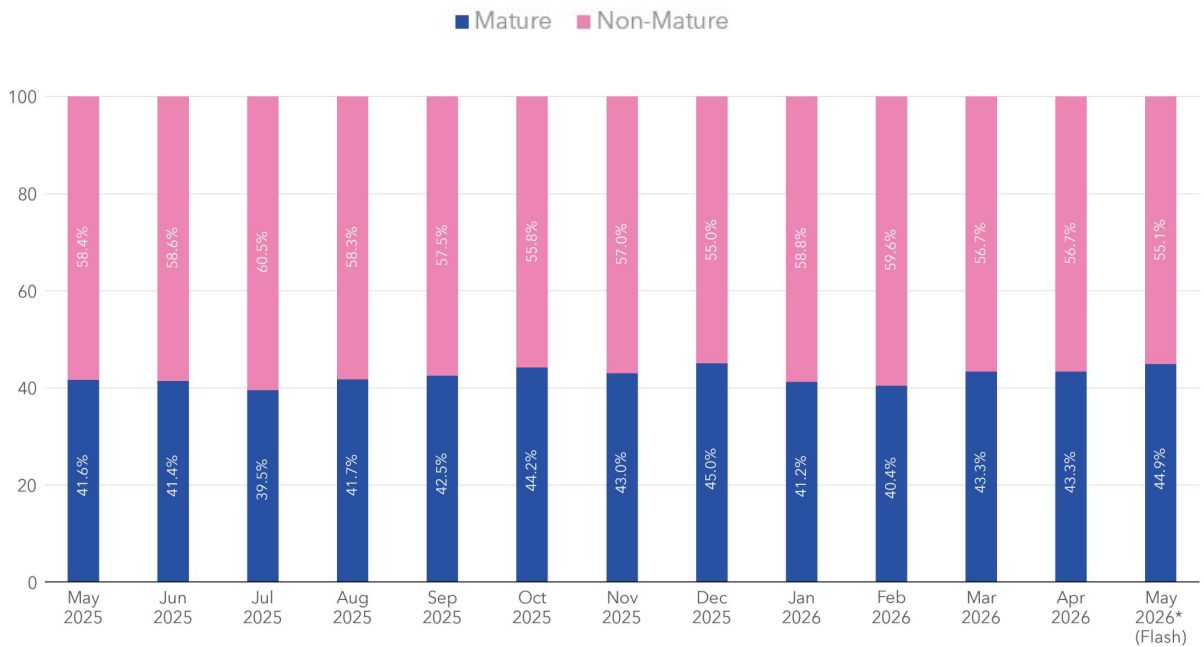
Resale Volume Breakdown

Volume Breakdown by Room Type in the Month



Source: 99-SRX / HDB

Monthly Volume Breakdown by Estates

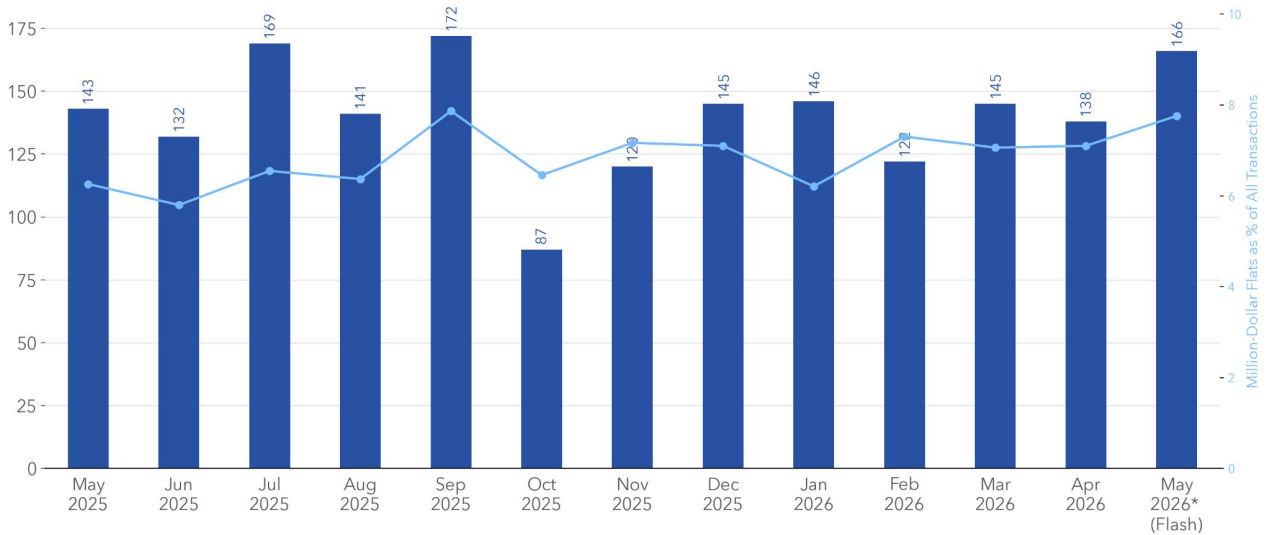


Source: 99-SRX / HDB

Note: HDB Resale volume is based on Resale Registration Date

HDB Million-Dollar Resale Flats Statistics

Monthly Volume of Million-Dollar Resale Flats



Source: 99-SRX / HDB

Monthly Volume of Million-Dollar Resale Flats by Town

Town Name	May 2025	Jun 2025	Jul 2025	Aug 2025	Sep 2025	Oct 2025	Nov 2025	Dec 2025	Jan 2026	Feb 2026	Mar 2026	Apr 2026	May 2026
Bukit Merah	16	17	19	25	18	13	20	13	17	17	23	14	22
Toa Payoh	25	28	33	22	37	20	17	25	20	18	34	17	21
Queenstown	16	20	12	8	18	8	16	20	23	17	16	21	21
Clementi	6	4	14	15	11	4	11	13	9	7	6	5	14
Ang Mo Kio	12	3	10	8	13	4	3	6	10	13	18	15	13
Bedok	4	2	3	3	5	0	3	3	4	1	3	6	12
Kallang Whampoa	13	10	17	13	10	11	8	18	15	10	7	12	10
Bishan	7	11	6	11	11	4	11	10	7	5	4	6	9
Tampines	7	5	8	4	7	2	5	10	10	7	3	9	8
Central Area	7	4	6	7	7	4	1	4	4	2	4	6	8
Hougang	4	5	4	4	6	2	6	3	2	2	1	3	8
Geylang	4	7	11	5	6	7	3	4	5	4	5	5	4
Punggol	1	0	1	0	0	0	0	0	1	4	0	1	3
Woodlands	2	4	3	0	5	3	1	3	4	3	2	7	3
Jurong East	4	0	1	1	2	0	1	0	3	2	1	2	2
Pasir Ris	1	3	2	0	4	1	2	1	1	1	2	2	2
Marine Parade	2	0	1	0	4	1	1	1	1	0	1	0	2
Yishun	1	1	5	1	0	1	2	1	0	1	0	1	2
Sengkang	0	0	1	2	2	0	2	3	1	2	4	1	1
Bukit Timah	5	2	3	3	1	0	5	1	1	1	5	2	1
Serangoon	6	3	6	5	3	2	1	4	6	4	5	2	0
Bukit Panjang	0	2	1	3	1	0	0	2	0	0	0	1	0
Bukit Batok	0	1	2	1	1	0	1	0	2	1	1	0	0
Total	143	132	169	141	172	87	120	145	146	122	145	138	166

Source: 99-SRX / HDB

Note: HDB Resale volume is based on Resale Registration Date

HDB Million-Dollar Resale Flats Statistics

Million-Dollar Resale Flats Transacted in the Month

Town Name	Street Name	Block	Flat Type	Resale Price	SQFT	\$PSF
Central Area	Cantonment Rd	1B	5RM	1,630,000	1,130	\$1,442
Clementi	Clementi Ave 3	445A	5RM	1,580,000	1,216	\$1,299
Bishan	Bishan St 24	286	EXE	1,580,000	1,604	\$985
Central Area	Cantonment Rd	1C	4RM	1,550,000	1,033	\$1,500
Bukit Merah	Moh Guan Ter	50	4RM	1,530,000	1,615	\$948
Bukit Merah	Boon Tiong Rd	9A	5RM	1,500,000	1,206	\$1,244
Central Area	Cantonment Rd	1B	4RM	1,460,000	1,023	\$1,428
Clementi	Clementi Ave 3	445B	5RM	1,458,000	1,216	\$1,199
Queenstown	Ghim Moh Link	22	5RM	1,450,000	1,216	\$1,192
Central Area	Cantonment Rd	1E	4RM	1,438,888	1,012	\$1,422
Bedok	Bedok Sth Rd	153B	5RM	1,400,000	1,216	\$1,151
Clementi	Clementi Ave 3	441A	5RM	1,388,888	1,281	\$1,084
Bedok	Bedok Sth Rd	153C	5RM	1,380,000	1,216	\$1,135
Central Area	Cantonment Rd	1E	4RM	1,350,000	1,033	\$1,306
Central Area	Cantonment Rd	1G	4RM	1,350,000	1,012	\$1,334
Toa Payoh	Lor 1A Toa Payoh	138C	5RM	1,340,000	1,184	\$1,132
Geylang	Pine Cl	1	5RM	1,318,000	1,184	\$1,113
Toa Payoh	Alkaff Cres	115C	4RM	1,310,000	1,044	\$1,255
Ang Mo Kio	Ang Mo Kio St 21	260B	5RM	1,300,000	1,216	\$1,069
Clementi	Clementi Ave 3	445B	4RM	1,300,000	1,001	\$1,299
Queenstown	Dawson Rd	92	4RM	1,288,888	1,044	\$1,234
Bukit Merah	Boon Tiong Rd	10A	4RM	1,268,888	990	\$1,281
Kallang/Whampoa	Boon Keng Rd	8	5RM	1,267,500	1,173	\$1,080
Bishan	Bishan St 24	273A	4RM	1,263,000	1,023	\$1,235
Toa Payoh	Lor 2 Toa Payoh	84A	5RM	1,260,000	1,313	\$959
Toa Payoh	Bidadari Pk Dr	106B	5RM	1,260,000	1,216	\$1,036
Queenstown	Clarence Lane	131	5RM	1,260,000	1,302	\$967
Ang Mo Kio	Ang Mo Kio St 52	588B	5RM	1,250,000	1,259	\$993
Toa Payoh	Lor 4 Toa Payoh	81	5RM	1,250,000	1,313	\$952
Queenstown	Strathmore Ave	48	5RM	1,250,000	1,184	\$1,056

Source: 99-SRX / HDB

HDB Million-Dollar Resale Flats Statistics

Million-Dollar Resale Flats Transacted in the Month

Town Name	Street Name	Block	Flat Type	Resale Price	SQFT	\$PSF
Queenstown	Dawson Rd	91	4RM	1,250,000	1,023	\$1,222
Bukit Merah	Henderson Rd	96B	4RM	1,245,000	1,001	\$1,244
Bishan	Bishan St 23	231	EXE	1,240,000	1,572	\$789
Queenstown	Ghim Moh Link	33	4RM	1,238,000	1,001	\$1,237
Hougang	Hougang St 21	222	EXE	1,232,888	1,679	\$734
Kallang/Whampoa	St. George's Lane	26B	4RM	1,228,888	990	\$1,241
Punggol	Punggol Field	268D	5RM	1,220,000	1,604	\$761
Kallang/Whampoa	Mcnair Rd	108C	5RM	1,220,000	1,281	\$952
Kallang/Whampoa	Mcnair Rd	110	EXE	1,200,000	1,507	\$796
Kallang/Whampoa	St. George's Lane	26B	4RM	1,200,000	990	\$1,212
Clementi	Clementi Ave 3	440B	4RM	1,200,000	1,012	\$1,186
Toa Payoh	Lor 1 Toa Payoh	130A	4RM	1,200,000	1,001	\$1,199
Bukit Merah	Jln Membina	25A	5RM	1,200,000	1,184	\$1,013
Bedok	Lengkong Tiga	108	EXE	1,200,000	1,658	\$724
Clementi	Clementi Ave 3	445B	4RM	1,195,000	1,001	\$1,194
Queenstown	Ghim Moh Link	22	4RM	1,195,000	1,001	\$1,194
Ang Mo Kio	Ang Mo Kio St 23	228B	5RM	1,190,000	1,216	\$978
Bukit Merah	Redhill Rd	73A	5RM	1,190,000	1,238	\$961
Bukit Merah	Kim Tian Rd	127D	4RM	1,188,000	947	\$1,254
Toa Payoh	Lor 1 Toa Payoh	130B	4RM	1,182,888	1,001	\$1,182
Queenstown	Dover Cres	28D	5RM	1,180,000	1,335	\$884
Bukit Merah	Cantonment Cl	19	5RM	1,180,000	1,184	\$997
Clementi	Clementi Ave 1	416	5RM	1,180,000	1,270	\$929
Toa Payoh	Bidadari Pk Dr	101A	4RM	1,180,000	1,001	\$1,179
Clementi	Clementi Ave 3	445A	4RM	1,178,000	1,001	\$1,177
Central Area	Cantonment Rd	1G	4RM	1,178,000	1,033	\$1,140
Hougang	Hougang St 31	375	EXE	1,177,700	1,518	\$776
Central Area	Cantonment Rd	1C	4RM	1,175,000	1,012	\$1,161
Toa Payoh	Bidadari Pk Dr	101A	4RM	1,170,488	1,001	\$1,169
Bukit Merah	Jln Membina	20	5RM	1,170,000	1,184	\$988

Source: 99-SRX / HDB

HDB Million-Dollar Resale Flats Statistics

Million-Dollar Resale Flats Transacted in the Month

Town Name	Street Name	Block	Flat Type	Resale Price	SQFT	\$PSF
Tampines	Tampines St 82	856D	EXE	1,170,000	1,572	\$744
Bedok	Lengkong Tiga	103	5RM	1,168,000	1,399	\$835
Clementi	Clementi Ave 3	441B	4RM	1,160,000	936	\$1,239
Queenstown	Strathmore Ave	50	5RM	1,150,000	1,184	\$971
Bukit Timah	Toh Yi Dr	13	5RM	1,150,000	1,313	\$876
Ang Mo Kio	Ang Mo Kio St 23	228A	4RM	1,150,000	1,033	\$1,113
Bedok	Bedok Sth Rd	154B	4RM	1,150,000	1,001	\$1,149
Bishan	Bishan St 23	216	5RM	1,150,000	1,475	\$780
Marine Parade	Marine Cres	28	5RM	1,150,000	1,378	\$835
Queenstown	Ghim Moh Link	30	4RM	1,145,000	1,001	\$1,144
Ang Mo Kio	Ang Mo Kio St 23	228A	5RM	1,145,000	1,216	\$941
Bishan	Sin Ming Ave	401	EXE	1,140,000	1,668	\$683
Queenstown	Dawson Rd	90	4RM	1,140,000	1,044	\$1,092
Bukit Merah	Kim Tian Rd	119C	5RM	1,140,000	1,184	\$963
Ang Mo Kio	Ang Mo Kio St 23	228A	4RM	1,135,000	1,033	\$1,098
Ang Mo Kio	Ang Mo Kio Ave 1	310A	5RM	1,130,000	1,281	\$882
Tampines	Tampines St 82	856F	EXE	1,130,000	1,582	\$714
Tampines	Tampines St 82	856C	EXE	1,130,000	1,604	\$705
Yishun	Yishun Ave 4	666	MUL	1,120,000	1,765	\$634
Ang Mo Kio	Ang Mo Kio St 23	228B	4RM	1,120,000	1,001	\$1,119
Bishan	Bright Hill Dr	447	5RM	1,118,000	1,292	\$866
Bukit Merah	Redhill Rd	75C	4RM	1,110,000	1,076	\$1,031
Bishan	Bishan St 13	192	5RM	1,110,000	1,292	\$859
Geylang	Eunos Rd 5	413	5RM	1,110,000	1,572	\$706
Bukit Merah	Jln Membina	20	5RM	1,100,000	1,184	\$929
Bukit Merah	Henderson Rd	95A	4RM	1,100,000	1,001	\$1,099
Ang Mo Kio	Ang Mo Kio St 52	588D	4RM	1,100,000	980	\$1,123
Bukit Merah	Kim Tian Rd	126A	4RM	1,100,000	1,001	\$1,099
Punggol	Northshore Dr	422A	5RM	1,100,000	1,249	\$881
Tampines	Tampines St 24	230E	EXE	1,100,000	1,615	\$681

Source: 99-SRX / HDB

HDB Million-Dollar Resale Flats Statistics

Million-Dollar Resale Flats Transacted in the Month

Town Name	Street Name	Block	Flat Type	Resale Price	SQFT	\$PSF
Clementi	Clementi Ave 4	312C	5RM	1,100,000	1,216	\$904
Bukit Merah	Henderson Rd	95B	4RM	1,100,000	1,001	\$1,099
Clementi	Clementi Ave 1	416	5RM	1,100,000	1,270	\$866
Ang Mo Kio	Ang Mo Kio St 52	588B	5RM	1,095,000	1,206	\$908
Bedok	Bedok Sth Rd	154A	4RM	1,090,000	1,001	\$1,089
Toa Payoh	Alkaff Cres	115A	4RM	1,088,888	1,001	\$1,088
Toa Payoh	Lor 2 Toa Payoh	146	4RM	1,088,000	980	\$1,111
Bedok	Chai Chee Ave	29A	EXE	1,088,000	1,572	\$692
Bedok	Bedok Sth Rd	153B	4RM	1,088,000	1,001	\$1,087
Queenstown	Dawson Rd	93	4RM	1,080,000	893	\$1,209
Bishan	Bishan St 13	179	5RM	1,080,000	1,302	\$829
Kallang/Whampoa	Mcnaair Rd	113A	4RM	1,080,000	1,001	\$1,079
Bukit Merah	Delta Ave	2	5RM	1,080,000	1,313	\$822
Toa Payoh	Bidadari Pk Dr	102A	4RM	1,080,000	1,001	\$1,079
Queenstown	Dawson Rd	94	4RM	1,080,000	893	\$1,209
Woodlands	Woodlands St 41	411	EXE	1,078,888	1,927	\$560
Queenstown	C'wealth Dr	50	4RM	1,075,888	1,001	\$1,075
Toa Payoh	Toa Payoh Ctrl	79D	4RM	1,075,000	980	\$1,097
Toa Payoh	Bidadari Pk Dr	102B	4RM	1,070,000	1,001	\$1,069
Queenstown	Ghim Moh Link	29	4RM	1,070,000	1,001	\$1,069
Yishun	Yishun St 81	828	EXE	1,068,888	1,561	\$685
Toa Payoh	Bidadari Pk Dr	104A	4RM	1,063,888	1,001	\$1,063
Toa Payoh	Alkaff Cres	118A	4RM	1,060,000	1,001	\$1,059
Bedok	Bedok Reservoir Cres	747B	5RM	1,060,000	1,130	\$938
Toa Payoh	Lor 4 Toa Payoh	82B	5RM	1,060,000	1,302	\$814
Toa Payoh	Bidadari Pk Dr	103A	4RM	1,060,000	1,001	\$1,059
Kallang/Whampoa	Jellicoe Rd	815	4RM	1,060,000	980	\$1,082
Bedok	Bedok Reservoir Cres	748B	5RM	1,060,000	1,130	\$938
Kallang/Whampoa	Mcnaair Rd	108C	5RM	1,058,888	1,184	\$894
Bedok	Bedok Reservoir Rd	634	EXE	1,058,000	1,539	\$687

Source: 99-SRX / HDB

HDB Million-Dollar Resale Flats Statistics

Million-Dollar Resale Flats Transacted in the Month

Town Name	Street Name	Block	Flat Type	Resale Price	SQFT	\$PSF
Bedok	Bedok Sth Rd	154B	4RM	1,058,000	1,001	\$1,057
Hougang	Hougang Ave 10	407	EXE	1,055,000	1,647	\$641
Queenstown	Dover Cres	19	5RM	1,055,000	1,195	\$883
Hougang	Hougang St 32	377A	5RM	1,055,000	1,227	\$860
Queenstown	Stirling Rd	183	5RM	1,050,888	1,238	\$849
Geylang	Sims Ave	842	EXE	1,050,000	1,604	\$655
Hougang	Hougang Ave 6	522	EXE	1,050,000	1,561	\$673
Marine Parade	Marine Dr	79	5RM	1,050,000	1,292	\$813
Bukit Merah	Telok Blangah St 31	80A	4RM	1,050,000	1,023	\$1,027
Tampines	Tampines Ctrl 7	515D	5RM	1,050,000	1,173	\$895
Toa Payoh	Potong Pasir Ave 2	145	5RM	1,050,000	1,539	\$682
Tampines	Tampines St 45	498E	EXE	1,050,000	1,539	\$682
Queenstown	Ghim Moh Link	22	4RM	1,040,000	936	\$1,111
Woodlands	Woodlands St 31	301	EXE	1,038,000	1,755	\$592
Hougang	Hougang St 32	377A	5RM	1,038,000	1,227	\$846
Tampines	Tampines St 12	151	EXE	1,038,000	1,615	\$643
Toa Payoh	Lor 4 Toa Payoh	82B	5RM	1,036,800	1,302	\$796
Sengkang	Compassvale Dr	216A	5RM	1,035,000	1,206	\$859
Bukit Merah	Redhill Rd	76A	5RM	1,035,000	1,238	\$836
Clementi	Clementi Ave 4	312A	4RM	1,035,000	1,001	\$1,034
Kallang/Whampoa	Upp Boon Keng Rd	5A	4RM	1,030,000	1,001	\$1,029
Tampines	Tampines Ctrl 7	524A	5RM	1,030,000	1,216	\$847
Ang Mo Kio	Ang Mo Kio Ave 2	259	5RM	1,030,000	1,453	\$709
Clementi	Clementi St 13	115	EXE	1,030,000	1,572	\$655
Ang Mo Kio	Ang Mo Kio St 44	455C	4RM	1,030,000	1,001	\$1,029
Clementi	Clementi St 13	111	EXE	1,030,000	1,572	\$655
Kallang/Whampoa	Boon Keng Rd	9	4RM	1,030,000	1,012	\$1,018
Jurong East	Jurong East St 21	287A	EXE	1,028,000	1,550	\$663
Queenstown	Holland Dr	21	5RM	1,023,000	1,259	\$812
Toa Payoh	Toa Payoh East	264	4RM	1,022,000	1,001	\$1,021

Source: 99-SRX / HDB

HDB Million-Dollar Resale Flats Statistics

Million-Dollar Resale Flats Transacted in the Month

Town Name	Street Name	Block	Flat Type	Resale Price	SQFT	\$PSF
Bukit Merah	Jln Membina	21	4RM	1,020,000	969	\$1,053
Jurong East	Jurong East St 21	287D	EXE	1,018,000	1,561	\$652
Geylang	Sims Ave	842	EXE	1,015,000	1,604	\$633
Hougang	Hougang Ave 2	712	EXE	1,010,000	1,679	\$601
Punggol	Northshore Dr	422B	5RM	1,010,000	1,216	\$830
Woodlands	Woodlands St 81	803	EXE	1,010,000	1,582	\$638
Hougang	Hougang Ave 8	615	EXE	1,008,888	1,668	\$605
Queenstown	Dawson Rd	79	4RM	1,008,800	947	\$1,065
Pasir Ris	Pasir Ris Dr 1	531	EXE	1,008,000	1,582	\$637
Bukit Merah	Jln Membina	118A	4RM	1,008,000	990	\$1,018
Queenstown	Strathmore Ave	62B	4RM	1,006,888	1,001	\$1,006
Bishan	Bishan St 13	190	5RM	1,005,000	1,302	\$772
Ang Mo Kio	Ang Mo Kio St 32	354	5RM	1,000,000	1,184	\$845
Pasir Ris	Pasir Ris St 52	504	EXE	1,000,000	1,615	\$619
Bukit Merah	Boon Tiong Rd	9A	4RM	1,000,000	990	\$1,010
Bukit Merah	Redhill Cl	87	5RM	1,000,000	1,389	\$720

About SRX

SRX publishes monthly price indices and statistics for condo resale, HDB resale and condo and HDB rentals. The Company has been serving Singapore's real estate industry since 2009, when it first launched the "Home Report" to help property agents and homeowners establish the price to buy, sell or rent a home. In 2014 SRX introduced X-Value, allowing anyone to get a highly accurate estimate of the value of their home instantly online. 1.8 million home reports and 7.0 million X-Value computations later, SRX is Singapore's most trusted source of home pricing information.

SRX is all about making the home seeking and home ownership journey a pleasure by connecting home-seekers to their ideal property and helping homeowners manage their most important asset. SRX provides easy-to-use tools, extensive quality property listings, data and insights to real estate professionals and home-seekers. The SRX App is available in the App Store and Google Play Store.

SRX is operated by StreetSine Singapore Pte Ltd, a subsidiary of 99 Group. The information and publications are not intended to constitute financial advice, investment advice, or any other advice or recommendation of any sort offered or endorsed by 99 Group.

For media queries, please contact our PR team at pr@99.co.

99 GROUP  99.co  rumah123 SRX