

# FLASH REPORT

▶ April | HDB Flats  
2026 | Resale Market



# Observations

## HDB Resale Prices and Transaction Volumes Ease in April 2026

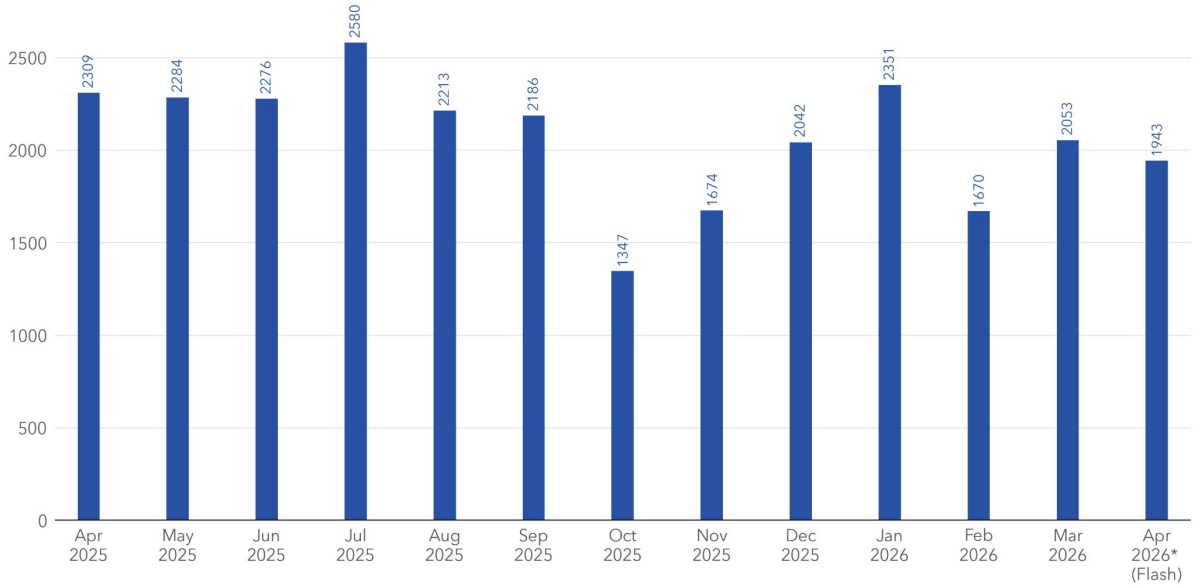
1. **HDB resale prices decreased by 0.6% in April 2026.** HDB resale prices in Mature Estates and Non-Mature Estates decreased by 1.4% and 0.4%, respectively. By room type, prices for 3-room, 5-room, and Executive flats decreased by 0.9%, 1.7%, and 1.3% respectively, while 4-room flat prices increased by 0.1%.
  - Year-on-year, the overall price remained stable compared to April 2025.
  - Year-on-year, prices for 3-room and Executive flats each decreased by 0.8%, while 4-room and 5-room flats saw increases of 0.4% and 0.2%, respectively.
  - Prices in Mature Estates edged up by 0.1%, while those in Non-Mature Estates eased by 0.2%.
2. **A total of 1,943 HDB resale flats were transacted in April 2026,** representing a 5.4% decrease from March 2026.
  - Year-on-year, resale volume in April 2026 was 15.9% lower.
  - Breaking it down by room type, in April 2026, 25.6% of the HDB resale volume came from 3-room flats, 44.7% from 4-room flats, 23.3% from 5-room flats, and 6.4% from Executive flats.
  - Breaking it down by estate, 56.7% of the resale volume in April 2026 came from Non-Mature Estates. The remaining 43.3% were from Mature Estates.
3. **The highest transacted price for a resale flat in the month was S\$1,728,000** for a 5-room flat at City Vue @Henderson.
  - In Non-Mature Estates, the highest transacted price was S\$1,180,000 for an Executive flat in Woodlands Street 81.
4. **In April 2026, 138 HDB resale flats were transacted for at least S\$1,000,000,** down from 145 units recorded in March 2026.
  - The number of million-dollar flats sold\* comprised 7.1% of total resale volume for the month.
  - Queenstown recorded 21 million-dollar flats, followed by Toa Payoh and Ang Mo Kio, with 17 units and 15 units, respectively.
  - The remaining million-dollar flat transactions originated from Bukit Merah, Kallang/Whampoa, Tampines, Woodlands, Bishan, Central Area, Bedok, Clementi, Geylang, Hougang, Serangoon, Jurong East, Pasir Ris, Bukit Timah, Punggol, Sengkang, Bukit Panjang, and Yishun.

*\*Sold units are based on the resale registration date. Registered resale applications are generally representative of completed resale transactions.*

# HDB Resale Market

## Resale Volume

HDB Monthly Overall Resale Volume

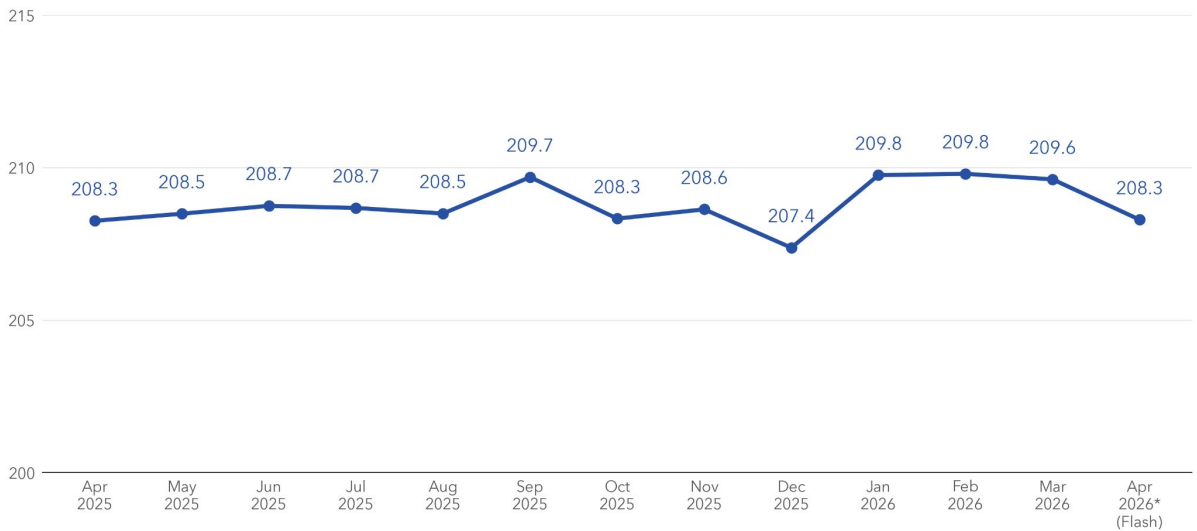


Note: HDB resale volume includes all property types, including HDB 1-room and HDB 2-room. Resale volume is based on Resale Registration Date

## Resale Price

Index Base: 2009 Jan

SPI for HDB Resale



2026 April Resale Index	208.3
2026 March Resale Index	209.6
Change (Month-on-Month)	-0.6%

Source: 99-SRX / HDB

## SPI by Property Type

Month	HDB (All Types)		HDB 3 Room		HDB 4 Room		HDB 5 Room		HDB Executive	
	Index Value	Monthly Change	Index Value	Monthly Change	Index Value	Monthly Change	Index Value	Monthly Change	Index Value	Monthly Change
Apr 2025	208.3	0.7%	192.7	0.9%	212.9	0.6%	210.5	0.0%	209.2	3.5%
May 2025	208.5	0.1%	192.7	-0.0%	213.2	0.1%	210.7	0.1%	213.5	2.0%
Jun 2025	208.7	0.1%	193.3	0.3%	213.2	0.0%	212.4	0.8%	207.7	-2.7%
Jul 2025	208.7	-0.0%	192.8	-0.3%	213.1	-0.0%	211.3	-0.5%	206.6	-0.5%
Aug 2025	208.5	-0.1%	192.7	-0.1%	213.0	-0.1%	213.1	0.9%	207.0	0.2%
Sep 2025	209.7	0.6%	191.0	-0.9%	214.5	0.7%	214.1	0.5%	209.9	1.4%
Oct 2025	208.3	-0.6%	191.5	0.3%	211.6	-1.3%	215.0	0.4%	210.0	0.0%
Nov 2025	208.6	0.1%	192.1	0.3%	213.1	0.7%	213.7	-0.6%	212.5	1.2%
Dec 2025	207.4	-0.6%	191.5	-0.3%	211.3	-0.8%	211.2	-1.1%	210.9	-0.8%
Jan 2026	209.8	1.1%	193.7	1.2%	214.2	1.4%	213.0	0.9%	207.1	-1.8%
Feb 2026	209.8	0.0%	192.2	-0.8%	215.1	0.4%	212.2	-0.4%	206.3	-0.4%
Mar 2026	209.6	-0.1%	192.9	0.4%	213.6	-0.7%	214.5	1.1%	210.2	1.9%
Apr 2026*	208.3	-0.6%	191.3	-0.9%	213.8	0.1%	210.9	-1.7%	207.5	-1.3%

Note: Latest month figures are flash estimates. Percentage changes are calculated based on actual index number with more decimal places shown in the report.

## Median Resale Price (\$)

Town	HDB 3 Rooms	HDB 4 Rooms	HDB 5 Rooms	HDB Executive	Overall
Ang Mo Kio	430,000	670,000	1,150,000	-	580,000
Bedok	415,000	561,944	740,000	1,055,000	545,000
Bishan	538,000	813,444	932,500	1,268,000	833,000
Bukit Batok	428,444	665,000	795,000	919,000	645,000
Bukit Merah	400,000	903,000	943,000	-	750,000
Bukit Panjang	477,500	622,944	670,000	830,000	641,500
Bukit Timah	545,000	950,000	1,060,000	-	956,500
Central Area	542,000	1,200,000	-	-	1,011,500
Choa Chu Kang	418,000	560,000	666,000	852,500	587,000
Clementi	420,000	637,000	1,350,000	-	548,500
Geylang	358,788	858,000	900,000	1,090,000	669,500
Hougang	458,000	620,444	695,000	930,000	622,000
Jurong East	425,000	545,000	778,888	950,000	560,000
Jurong West	416,500	530,000	645,000	805,000	560,000
Kallang/Whampoa	458,888	985,388	969,000	-	888,000
Marine Parade	442,500	575,000	-	-	454,444
Pasir Ris	582,000	630,000	750,000	950,000	745,000
Punggol	530,000	678,000	742,500	848,888	666,666
Queenstown	426,888	1,017,500	1,288,888	-	912,500
Sembawang	507,000	621,000	662,500	739,444	617,000
Sengkang	547,500	640,000	710,000	860,000	650,000
Serangoon	450,000	658,000	794,000	1,125,000	658,000
Tampines	483,000	675,000	815,000	980,000	728,444
Toa Payoh	375,000	979,444	999,000	-	688,000
Woodlands	420,000	548,000	648,500	920,000	590,000
Yishun	438,000	560,000	695,000	888,000	547,500
Overall	443,000	638,000	735,000	925,000	638,000

Note: Grey fields contain figures derived from fewer than 10 transactions. Blue fields contain figures derived from only 1 transaction.

Source: 99-SRX / HDB

## Median Resale Price by HDB Age (\$)

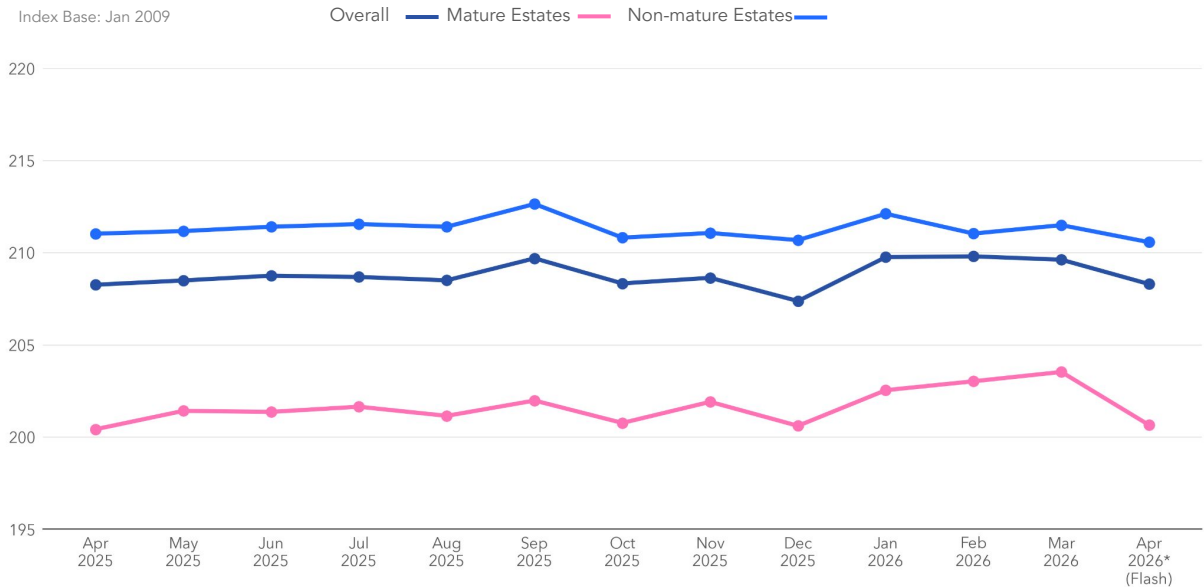
Town	HDB 3 Rooms		HDB 4 Rooms		HDB 5 Rooms		HDB Executive	
	Below 20yrs	Above 20yrs	Below 20yrs	Above 20yrs	Below 20yrs	Above 20yrs	Below 20yrs	Above 20yrs
Ang Mo Kio	700,000.0	429,000.0	1,005,500.0	583,000.0	1,220,000.0	792,500.0	-	-
Bedok	664,000.0	413,888.0	860,000.0	545,000.0	-	740,000.0	-	1,055,000.0
Bishan	-	538,000.0	-	813,444.0	-	932,500.0	-	1,268,000.0
Bukit Batok	515,000.0	410,000.0	680,000.0	502,500.0	814,444.0	755,000.0	-	919,000.0
Bukit Merah	750,000.0	374,000.0	990,000.0	764,000.0	1,728,000.0	921,500.0	-	-
Bukit Panjang	505,000.0	435,000.0	638,000.0	560,000.0	758,444.0	660,000.0	-	830,000.0
Bukit Timah	-	545,000.0	-	950,000.0	-	1,060,000.0	-	-
Central Area	-	542,000.0	1,255,000.0	843,000.0	-	-	-	-
Choa Chu Kang	487,000.0	400,000.0	615,000.0	545,000.0	710,000.0	627,500.0	-	852,500.0
Clementi	730,000.0	415,000.0	967,388.0	610,000.0	1,350,000.0	835,000.0	-	-
Geylang	739,888.0	350,000.0	995,000.0	740,000.0	-	900,000.0	-	1,090,000.0
Hougang	593,944.0	430,000.0	700,000.0	600,000.0	1,038,888.0	693,000.0	-	930,000.0
Jurong East	515,000.0	408,500.0	-	545,000.0	-	778,888.0	-	950,000.0
Jurong West	495,000.0	404,000.0	608,944.0	515,000.0	730,000.0	645,000.0	-	805,000.0
Kallang/Whampoa	682,500.0	430,000.0	995,000.0	800,000.0	1,430,000.0	968,000.0	-	-
Marine Parade	-	442,500.0	-	575,000.0	-	-	-	-
Pasir Ris	582,000.0	-	789,000.0	620,000.0	981,888.0	745,000.0	-	950,000.0
Punggol	530,000.0	-	689,000.0	565,000.0	835,500.0	665,400.0	-	848,888.0
Queenstown	734,000.0	358,888.0	1,036,944.0	765,000.0	1,363,444.0	1,258,000.0	-	-
Sembawang	507,000.0	-	660,000.0	550,000.0	809,444.0	644,444.0	-	739,444.0
Sengkang	547,500.0	-	660,000.0	572,000.0	812,500.0	650,000.0	-	860,000.0
Serangoon	-	450,000.0	-	658,000.0	-	794,000.0	-	1,125,000.0
Tampines	612,000.0	470,000.0	780,000.0	640,000.0	925,000.0	752,500.0	-	980,000.0
Toa Payoh	815,100.0	370,000.0	1,058,000.0	693,888.0	1,330,000.0	780,000.0	-	-
Woodlands	506,500.0	385,000.0	650,000.0	540,000.0	725,000.0	645,000.0	-	920,000.0
Yishun	488,000.0	417,000.0	605,000.0	518,944.0	741,500.0	635,000.0	-	888,000.0
Overall	555,000.0	418,000.0	700,000.0	570,000.0	850,000.0	690,500.0	-	925,000.0

Note: Grey fields contain figures derived from fewer than 10 transactions. Blue fields contain figures derived from only 1 transaction.

Source: 99-SRX / HDB

## Mature and Non-Mature Estates

### SPI for HDB Resale in Mature and Non-Mature Estates<sup>^</sup>



<sup>^</sup> Non-mature estates (as defined by HDB): Bukit Batok, Bukit Panjang, Choa Chu Kang, Hougang, Jurong East, Jurong West, Punggol, Sembawang, Sengkang, Woodlands and Yishun.

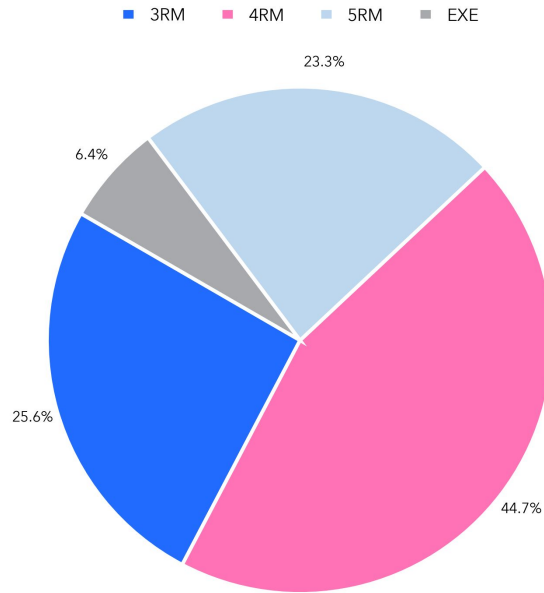
Month	Overall		Mature Estates		Non-mature Estates	
	Index Value	Monthly Change	Index Value	Monthly Change	Index Value	Monthly Change
Apr 2025	208.3	0.7%	200.4	1.0%	211.0	0.4%
May 2025	208.5	0.1%	201.4	0.5%	211.2	0.1%
Jun 2025	208.7	0.1%	201.4	-0.0%	211.4	0.1%
Jul 2025	208.7	-0.0%	201.6	0.1%	211.5	0.1%
Aug 2025	208.5	-0.1%	201.1	-0.2%	211.4	-0.1%
Sep 2025	209.7	0.6%	202.0	0.4%	212.6	0.6%
Oct 2025	208.3	-0.6%	200.8	-0.6%	210.8	-0.9%
Nov 2025	208.6	0.1%	201.9	0.6%	211.1	0.1%
Dec 2025	207.4	-0.6%	200.6	-0.6%	210.7	-0.2%
Jan 2026	209.8	1.1%	202.5	1.0%	212.1	0.7%
Feb 2026	209.8	0.0%	203.0	0.2%	211.0	-0.5%
Mar 2026	209.6	-0.1%	203.5	0.2%	211.5	0.2%
Apr 2026*	208.3	-0.6%	200.6	-1.4%	210.6	-0.4%

Note: Latest month figures are flash estimates. Percentage changes are calculated based on actual index number with more decimal places shown in the report.

Source: 99-SRX / HDB

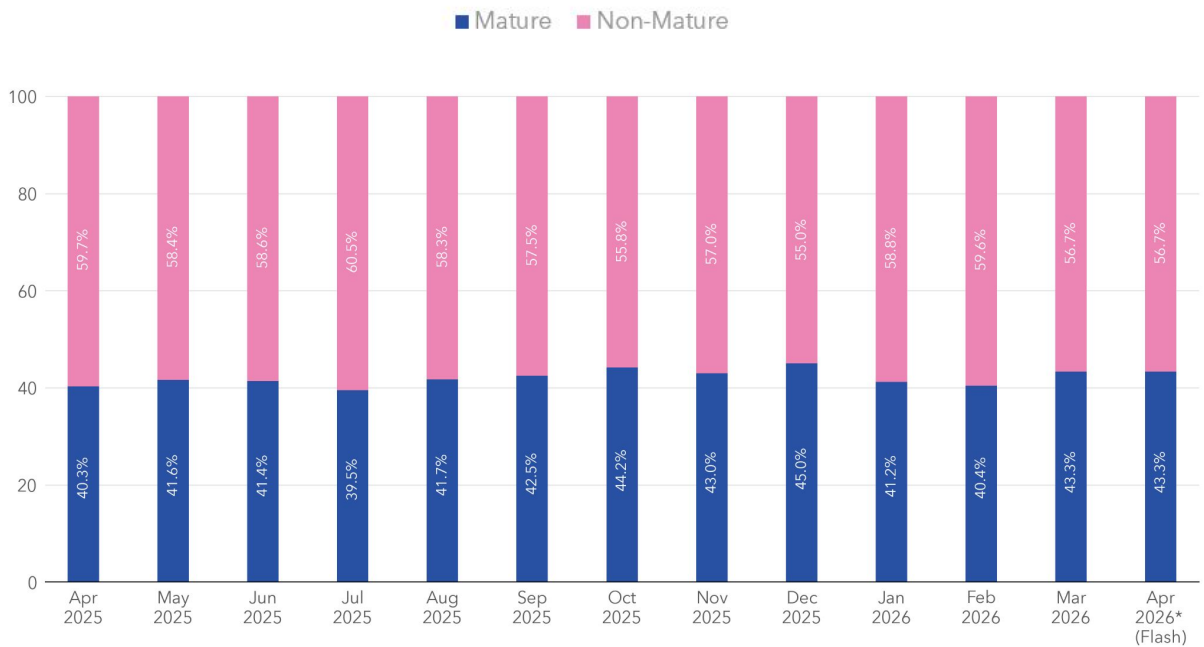
## Resale Volume Breakdown

Volume Breakdown by Room Type in the Month



Source: 99-SRX / HDB

Monthly Volume Breakdown by Estates

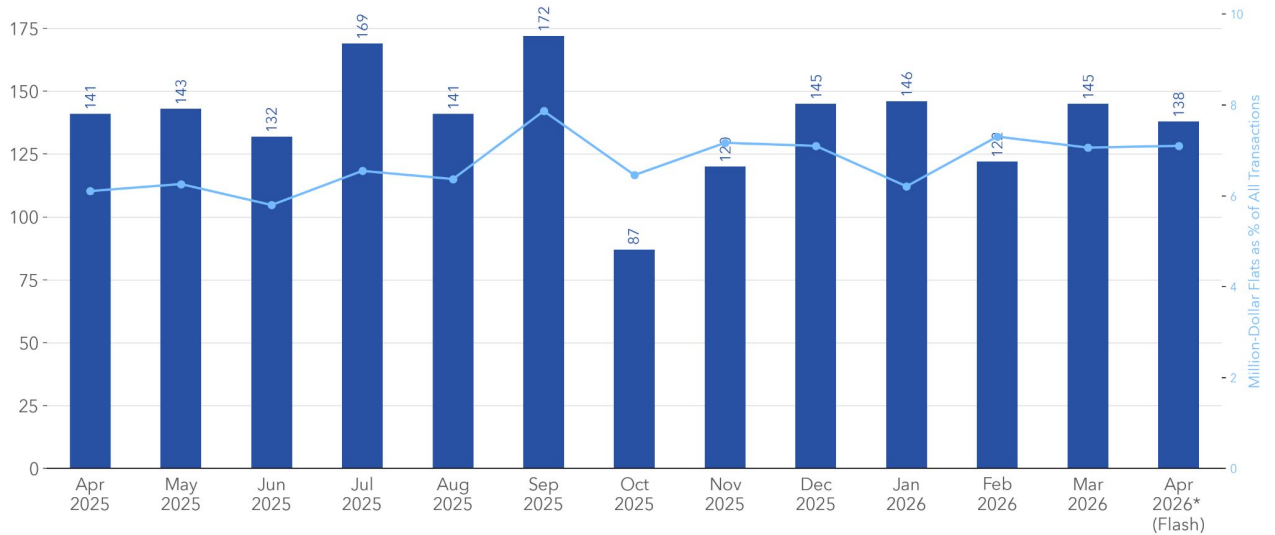


Source: 99-SRX / HDB

Note: HDB Resale volume is based on Resale Registration Date

## HDB Million-Dollar Resale Flats Statistics

### Monthly Volume of Million-Dollar Resale Flats



Source: 99-SRX / HDB

### Monthly Volume of Million-Dollar Resale Flats by Town

Town Name	Apr 2025	May 2025	Jun 2025	Jul 2025	Aug 2025	Sep 2025	Oct 2025	Nov 2025	Dec 2025	Jan 2026	Feb 2026	Mar 2026	Apr 2026
Queenstown	14	16	20	12	8	18	8	16	20	23	17	16	21
Toa Payoh	27	25	28	33	22	37	20	17	25	20	18	34	17
Ang Mo Kio	6	12	3	10	8	13	4	3	6	10	13	18	15
Bukit Merah	23	16	17	19	25	18	13	20	13	17	17	23	14
Kallang Whampoa	14	13	10	17	13	10	11	8	18	15	10	7	12
Tampines	3	7	5	8	4	7	2	5	10	10	7	3	9
Woodlands	3	2	4	3	0	5	3	1	3	4	3	2	7
Bishan	11	7	11	6	11	11	4	11	10	7	5	4	6
Central Area	5	7	4	6	7	7	4	1	4	4	2	4	6
Bedok	4	4	2	3	3	5	0	3	3	4	1	3	6
Clementi	5	6	4	14	15	11	4	11	13	9	7	6	5
Geylang	2	4	7	11	5	6	7	3	4	5	4	5	5
Hougang	5	4	5	4	4	6	2	6	3	2	2	1	3
Serangoon	8	6	3	6	5	3	2	1	4	6	4	5	2
Jurong East	2	4	0	1	1	2	0	1	0	3	2	1	2
Pasir Ris	2	1	3	2	0	4	1	2	1	1	1	2	2
Bukit Timah	1	5	2	3	3	1	0	5	1	1	1	5	2
Punggol	2	1	0	1	0	0	0	0	0	1	4	0	1
Sengkang	1	0	0	1	2	2	0	2	3	1	2	4	1
Bukit Panjang	1	0	2	1	3	1	0	0	2	0	0	0	1
Yishun	0	1	1	5	1	0	1	2	1	0	1	0	1
Marine Parade	2	2	0	1	0	4	1	1	1	1	0	1	0
Bukit Batok	0	0	1	2	1	1	0	1	0	2	1	1	0
<b>Total</b>	<b>141</b>	<b>143</b>	<b>132</b>	<b>169</b>	<b>141</b>	<b>172</b>	<b>87</b>	<b>120</b>	<b>145</b>	<b>146</b>	<b>122</b>	<b>145</b>	<b>138</b>

Source: 99-SRX / HDB

Note: HDB Resale volume is based on Resale Registration Date

## HDB Million-Dollar Resale Flats Statistics

### Million-Dollar Resale Flats Transacted in the Month

Town Name	Street Name	Block	Flat Type	Resale Price	SQFT	\$PSF
Bukit Merah	Henderson Rd	96A	5RM	1,728,000	1,216	\$1,421
Queenstown	Ghim Moh Link	22	5RM	1,480,000	1,216	\$1,217
Central Area	Cantonment Rd	1C	4RM	1,445,000	1,023	\$1,413
Queenstown	Dawson Rd	79	5RM	1,438,000	1,152	\$1,249
Central Area	Cantonment Rd	1D	4RM	1,438,000	1,001	\$1,437
Kallang/Whampoa	Boon Keng Rd	7	5RM	1,430,000	1,152	\$1,242
Toa Payoh	Lor 1A Toa Payoh	139A	5RM	1,430,000	1,259	\$1,135
Clementi	Clementi Ave 3	445A	5RM	1,408,000	1,216	\$1,158
Queenstown	Holland Dr	13	5RM	1,380,000	1,582	\$872
Bukit Merah	Boon Tiong Rd	6A	5RM	1,380,000	1,238	\$1,115
Bishan	Bishan St 22	257	EXE	1,350,000	1,625	\$831
Clementi	Clementi Ave 4	312C	5RM	1,350,000	1,216	\$1,110
Clementi	Clementi Ave 4	312B	5RM	1,350,000	1,216	\$1,110
Toa Payoh	Lor 1A Toa Payoh	138B	5RM	1,330,000	1,184	\$1,123
Ang Mo Kio	Ang Mo Kio St 23	228B	5RM	1,320,000	1,216	\$1,085
Ang Mo Kio	Ang Mo Kio St 44	455B	5RM	1,320,000	1,216	\$1,085
Central Area	Cantonment Rd	1G	4RM	1,310,000	1,023	\$1,281
Queenstown	C'wealth Ave	7A	5RM	1,300,000	1,378	\$944
Ang Mo Kio	Ang Mo Kio St 23	228A	5RM	1,300,000	1,216	\$1,069
Queenstown	Ghim Moh Link	28	5RM	1,288,888	1,216	\$1,060
Queenstown	Dawson Rd	89	4RM	1,288,000	1,044	\$1,234
Toa Payoh	Lor 1A Toa Payoh	138C	5RM	1,275,000	1,216	\$1,048
Bishan	Bishan St 22	261	EXE	1,268,000	1,572	\$807
Ang Mo Kio	Ang Mo Kio Ave 1	310A	5RM	1,260,000	1,281	\$984
Queenstown	Strathmore Ave	48	5RM	1,258,000	1,184	\$1,062
Bishan	Bishan St 23	208	EXE	1,240,000	1,572	\$789
Geylang	Dakota Cres	60	5RM	1,230,000	1,475	\$834
Queenstown	Mei Ling St	146	5RM	1,230,000	1,421	\$866
Kallang/Whampoa	St. George's Lane	26B	4RM	1,225,888	990	\$1,238
Ang Mo Kio	Ang Mo Kio St 23	228A	5RM	1,220,000	1,216	\$1,003

Source: 99-SRX / HDB

## HDB Million-Dollar Resale Flats Statistics

### Million-Dollar Resale Flats Transacted in the Month

Town Name	Street Name	Block	Flat Type	Resale Price	SQFT	\$PSF
Clementi	Clementi Ave 1	416	5RM	1,208,000	1,216	\$993
Bukit Merah	Redhill Rd	76A	5RM	1,205,000	1,238	\$973
Central Area	Cantonment Rd	1A	4RM	1,200,000	1,012	\$1,186
Bukit Merah	Jln Membina	23	5RM	1,190,000	1,184	\$1,005
Kallang/Whampoa	St. George's Lane	25A	4RM	1,190,000	990	\$1,202
Toa Payoh	Bidadari Pk Dr	101A	4RM	1,190,000	1,001	\$1,189
Central Area	Cantonment Rd	1G	4RM	1,188,888	1,023	\$1,163
Queenstown	C'wealth Dr	53	4RM	1,180,000	1,033	\$1,142
Central Area	Cantonment Rd	1D	4RM	1,180,000	1,012	\$1,166
Woodlands	Woodlands St 81	805	EXE	1,180,000	2,034	\$580
Bedok	Bedok Sth Rd	154B	4RM	1,170,000	1,001	\$1,169
Kallang/Whampoa	Upp Boon Keng Rd	8C	4RM	1,168,000	1,023	\$1,142
Ang Mo Kio	Ang Mo Kio St 23	228B	5RM	1,165,000	1,216	\$958
Ang Mo Kio	Ang Mo Kio St 23	228B	5RM	1,160,888	1,216	\$954
Ang Mo Kio	Ang Mo Kio St 23	228A	5RM	1,160,000	1,216	\$954
Toa Payoh	Alkaff Cres	118A	4RM	1,160,000	1,001	\$1,159
Toa Payoh	Bidadari Pk Dr	101A	4RM	1,158,000	1,001	\$1,157
Toa Payoh	Bidadari Pk Dr	103B	4RM	1,150,000	1,001	\$1,149
Ang Mo Kio	Ang Mo Kio St 23	227A	4RM	1,150,000	1,001	\$1,149
Queenstown	Dover Cres	19	5RM	1,150,000	1,195	\$963
Ang Mo Kio	Ang Mo Kio St 23	228A	5RM	1,150,000	1,216	\$945
Bukit Merah	Boon Tiong Rd	6B	4RM	1,150,000	1,076	\$1,068
Bishan	Bishan St 24	288	5RM	1,142,000	1,302	\$877
Bishan	Bishan St 24	288	5RM	1,138,888	1,324	\$860
Tampines	Tampines St 45	498H	EXE	1,138,888	1,582	\$720
Serangoon	Serangoon Ave 2	232A	EXE	1,130,000	1,518	\$745
Queenstown	Ghim Moh Link	31	4RM	1,128,000	1,001	\$1,127
Kallang/Whampoa	St. George's Lane	26A	4RM	1,126,888	990	\$1,138
Bedok	Bedok Sth Rd	154B	4RM	1,120,000	1,001	\$1,119
Serangoon	Serangoon Nth Ave 4	526	EXE	1,120,000	1,582	\$708

Source: 99-SRX / HDB

## HDB Million-Dollar Resale Flats Statistics

### Million-Dollar Resale Flats Transacted in the Month

Town Name	Street Name	Block	Flat Type	Resale Price	SQFT	\$PSF
Clementi	Clementi Ave 4	312A	4RM	1,120,000	1,001	\$1,119
Queenstown	Dawson Rd	86	5RM	1,120,000	1,119	\$1,000
Tampines	Tampines St 81	826	EXE	1,120,000	2,077	\$539
Ang Mo Kio	Ang Mo Kio St 31	316A	5RM	1,108,000	1,184	\$936
Kallang/Whampoa	St. George's Lane	26B	4RM	1,105,000	990	\$1,116
Bukit Merah	Delta Ave	2	5RM	1,103,800	1,313	\$841
Bukit Merah	Havelock Rd	58	4RM	1,100,000	1,012	\$1,087
Kallang/Whampoa	Bendemeer Rd	10A	4RM	1,100,000	1,001	\$1,099
Bukit Merah	Telok Blangah St 31	80A	4RM	1,100,000	1,023	\$1,076
Woodlands	Woodlands Ave 1	342	EXE	1,100,000	1,905	\$577
Bukit Timah	Toh Yi Dr	5	5RM	1,100,000	1,313	\$838
Toa Payoh	Bidadari Pk Dr	104A	4RM	1,090,000	1,001	\$1,089
Geylang	Sims Ave	846	EXE	1,090,000	1,604	\$680
Jurong East	Toh Guan Rd	286B	EXE	1,090,000	1,539	\$708
Bedok	Bedok Reservoir Rd	137	EXE	1,088,888	1,625	\$670
Hougang	Hougang St 21	235	EXE	1,085,000	1,668	\$650
Woodlands	Woodlands St 41	405	EXE	1,083,000	1,894	\$572
Bedok	Bedok Sth Ave 2	10B	EXE	1,080,000	1,518	\$712
Bukit Merah	Cantonment Cl	19	4RM	1,080,000	969	\$1,115
Woodlands	Woodlands Ave 1	342	EXE	1,080,000	1,927	\$561
Pasir Ris	Pasir Ris St 72	711	EXE	1,080,000	1,636	\$660
Kallang/Whampoa	Jellicoe Rd	813	4RM	1,080,000	980	\$1,103
Jurong East	Toh Guan Rd	286B	EXE	1,080,000	1,550	\$697
Toa Payoh	Bidadari Pk Dr	102B	4RM	1,080,000	1,001	\$1,079
Toa Payoh	Lor 1 Toa Payoh	130A	4RM	1,075,000	1,001	\$1,074
Kallang/Whampoa	Upp Boon Keng Rd	14	5RM	1,070,000	1,313	\$815
Sengkang	Compassvale Lane	205A	EXE	1,070,000	1,539	\$695
Bukit Merah	Boon Tiong Rd	8B	4RM	1,070,000	1,076	\$994
Queenstown	Dawson Rd	94	4RM	1,070,000	893	\$1,198
Queenstown	Dawson Rd	94	4RM	1,068,000	893	\$1,195

Source: 99-SRX / HDB

## HDB Million-Dollar Resale Flats Statistics

### Million-Dollar Resale Flats Transacted in the Month

Town Name	Street Name	Block	Flat Type	Resale Price	SQFT	\$PSF
Toa Payoh	Alkaff Cres	118A	4RM	1,068,000	1,001	\$1,067
Tampines	Tampines Ave 5	940	EXE	1,065,000	1,572	\$678
Tampines	Tampines Ave 5	942	EXE	1,065,000	1,572	\$678
Tampines	Tampines Ctrl 7	515B	5RM	1,060,000	1,227	\$864
Geylang	Circuit Rd	18A	4RM	1,058,888	1,001	\$1,058
Bedok	Lengkong Tiga	103	5RM	1,058,000	1,302	\$812
Toa Payoh	Bidadari Pk Dr	104A	4RM	1,058,000	1,001	\$1,057
Toa Payoh	Bidadari Pk Dr	106A	4RM	1,055,000	1,012	\$1,043
Woodlands	Woodlands St 41	404	EXE	1,050,000	1,894	\$554
Queenstown	Dawson Rd	94	4RM	1,050,000	893	\$1,175
Ang Mo Kio	Ang Mo Kio St 23	227A	4RM	1,050,000	1,001	\$1,049
Tampines	Tampines St 12	151	EXE	1,050,000	1,615	\$650
Toa Payoh	Toa Payoh East	261	4RM	1,050,000	1,001	\$1,049
Queenstown	Dawson Rd	94	4RM	1,048,888	947	\$1,107
Bukit Merah	Telok Blangah St 31	93B	4RM	1,042,800	1,001	\$1,042
Ang Mo Kio	Ang Mo Kio St 31	309A	5RM	1,040,000	1,184	\$878
Hougang	Hougang St 32	377A	5RM	1,038,888	1,227	\$847
Queenstown	Ghim Moh Link	29	4RM	1,038,888	1,001	\$1,038
Geylang	Eunos Rd 5	415	5RM	1,038,000	1,507	\$689
Toa Payoh	Lor 2 Toa Payoh	152	4RM	1,038,000	980	\$1,060
Bishan	Bishan St 13	168	5RM	1,036,000	1,302	\$795
Queenstown	Ghim Moh Link	31	4RM	1,035,000	1,001	\$1,034
Bedok	Bedok Nth Ave 4	94B	EXE	1,030,000	1,539	\$669
Woodlands	Woodlands St 32	325	EXE	1,028,888	1,755	\$586
Bukit Merah	Telok Blangah St 31	91A	4RM	1,028,000	1,001	\$1,027
Kallang/Whampoa	Jln Bahagia	55	3RM	1,028,000	1,012	\$1,016
Ang Mo Kio	Ang Mo Kio St 23	227A	4RM	1,025,000	1,001	\$1,024
Yishun	Yishun Ave 4	665	EXE	1,025,000	1,765	\$581
Queenstown	Holland Cl	5	4RM	1,023,000	1,130	\$905
Bukit Merah	Jln Membina	25B	4RM	1,020,888	969	\$1,054

Source: 99-SRX / HDB

## HDB Million-Dollar Resale Flats Statistics

### Million-Dollar Resale Flats Transacted in the Month

Town Name	Street Name	Block	Flat Type	Resale Price	SQFT	\$PSF
Bukit Timah	Farrer Rd	5	5RM	1,020,000	1,292	\$790
Queenstown	Strathmore Ave	53	4RM	1,020,000	893	\$1,142
Kallang/Whampoa	Upp Boon Keng Rd	2D	5RM	1,020,000	1,184	\$861
Toa Payoh	Alkaff Cres	115A	4RM	1,020,000	1,001	\$1,019
Tampines	Tampines St 32	336	EXE	1,018,888	1,615	\$631
Toa Payoh	Lor 2 Toa Payoh	144	5RM	1,018,000	1,184	\$860
Ang Mo Kio	Ang Mo Kio St 23	228B	4RM	1,015,000	1,001	\$1,014
Tampines	Tampines St 83	863	EXE	1,015,000	1,572	\$646
Queenstown	Holland Dr	18D	4RM	1,015,000	936	\$1,084
Geylang	Geylang Serai	2C	4RM	1,010,000	1,023	\$988
Kallang/Whampoa	Mcnair Rd	113B	4RM	1,006,888	1,001	\$1,006
Tampines	Simei Lane	167A	5RM	1,005,000	1,152	\$873
Hougang	Hougang Ave 8	446	EXE	1,000,000	1,572	\$636
Woodlands	Woodlands St 82	847	EXE	1,000,000	1,733	\$577
Bukit Panjang	Bangkit Rd	254	EXE	1,000,000	1,668	\$599
Punggol	Northshore Dr	422A	5RM	1,000,000	1,216	\$822
Pasir Ris	Pasir Ris Dr 6	449	EXE	1,000,000	1,572	\$636
Bukit Merah	Telok Blangah St 31	90A	4RM	1,000,000	1,001	\$999

## About SRX

SRX publishes monthly price indices and statistics for condo resale, HDB resale and condo and HDB rentals. The Company has been serving Singapore's real estate industry since 2009, when it first launched the "Home Report" to help property agents and homeowners establish the price to buy, sell or rent a home. In 2014 SRX introduced X-Value, allowing anyone to get a highly accurate estimate of the value of their home instantly online. 1.8 million home reports and 7.0 million X-Value computations later, SRX is Singapore's most trusted source of home pricing information.

SRX is all about making the home seeking and home ownership journey a pleasure by connecting home-seekers to their ideal property and helping homeowners manage their most important asset. SRX provides easy-to-use tools, extensive quality property listings, data and insights to real estate professionals and home-seekers. The SRX App is available in the App Store and Google Play Store.

SRX is operated by StreetSine Singapore Pte Ltd, a subsidiary of 99 Group. The information and publications are not intended to constitute financial advice, investment advice, or any other advice or recommendation of any sort offered or endorsed by 99 Group.

For media queries, please contact our PR team at [pr@99.co](mailto:pr@99.co).

**99 GROUP**  99.co  rumah123 SRX