

"Our mission is simple.  
Solve the problems  
others ignore."

---

「我們的使命很簡單。解決其他人忽略的問題。」

---

"우리의 미션은 간단합니다.  
모두가 무시하고 있는  
문제를 해결하는 것"

*James Dyson*

James Dyson  
Engineer and Founder  
工程師及創辦人  
다이슨 창업자 겸 수석 엔지니어

Quick start  
快速入門  
시작하기

**dyson** supersonic

# Your hair dryer

## 您的風筒/吹風機

### 나의 헤어 드라이어

Choose from three airflow speeds and four precise heat settings.

設有3段風速及4段溫度可供選擇。

3단계 바람 세기와 4단계 온도 설정 중에서 선택합니다.

Temperature control

溫度控制

온도 설정

LEDs

LED提示燈

LED

Airflow control

氣流控制

바람 세기 설정

Power On/Off

電源開啟/關閉

전원 켜기/끄기  
(on/off)

Cold shot

瞬間冷風

콜드샷 버튼

Air inlet

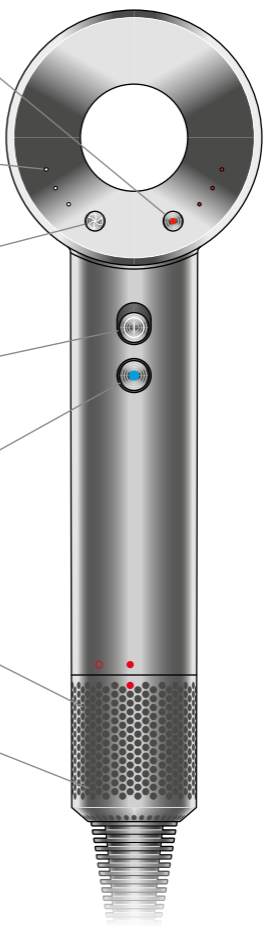
進風口

공기 흡입부

Removable filter cage

卸除式濾網蓋

탈부착가능 필터 케이지



# Diagnostics

診斷

진단

LEDs will flash continuously when your machine needs attention.

當機器需要注意時，LED 指示燈將持續閃爍。

기기를 살펴보아야 할 때 LED가 계속 깜박입니다.



Clean the filter – see how at:

清潔濾網 — 瞭解如何操作：

필터 청소 - 방법은 다음 참조:

[dyson.com/yoursupersonic](https://www.dyson.com/yoursupersonic)



Contact the Dyson Helpline.

聯絡戴森服務專線

다이슨 헬프라인으로

문의하십시오.

---

# Magnetic attachments

磁性配件

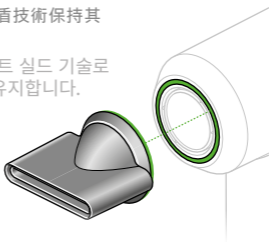
자석 부착형 스타일링 노즐

For easy rotation and fitting.

Heat Shield technology keeps their surface temperature cool.

便於旋轉和安裝。隔熱盾技術保持其表面溫度冷卻。

손쉬운 교체와 피팅, 히트 실드 기술로 표면 온도를 시원하게 유지합니다.



# Attachments

配件

노즐

**Styling concentrator**  
Fast airflow for precision styling.

造型集風吹嘴  
快速氣流進行精確造型。

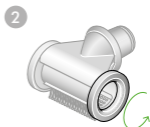
스타일링 콘센트레이터  
정교한 스타일링을 위한 빠른 공기 흐름.



**Flyaway smoother**  
Two styling modes in one attachment. Smooth and hide flyaways using the Coanda effect.

二合一抗毛躁順髮吹嘴  
1個吹嘴配備2款功能。運用強化康達氣流隱藏毛躁，令髮絲更柔順。

플라이어웨이 스무더  
하나의 노즐로 두 가지 스타일링 모드. 코안다 효과로 매끄러운 머릿결과 잔머리 정리까지.



**Gentle air attachment**  
Diffuses airflow so it's gentler on the scalp.

柔和乾髮吹嘴  
擴散氣流，使頭皮感覺更溫和。


젠틀 드라이 노즐  
공기 흐름을 확산하여 두피에 더 부드럽습니다.



**Smoothing nozzle**  
Helps create body and decreases frizz.

順髮吹嘴  
順直吹整髮絲，同時幫助塑造線條。

스무딩 노즐  
풍성함을 선사하고 부시시함을 완화합니다.



"Misi kami sederhana.  
Mengatasi masalah yang  
diabaikan produk lainnya."

---

ภารกิจของเรานั้นเรียบง่าย  
เราแก้ปัญหาที่คนอื่นมองข้าม

---

"Số mệnh của chúng tôi  
rất đơn giản. Đó là giải  
quyết những vấn đề mà  
người khác bỏ qua."

*James Dyson*

James Dyson  
Insinyur dan Pendiri  
วิศวกรและผู้ก่อตั้ง  
Kỹ sư và Nhà sáng lập

Panduan cepat  
เริ่มต้นใช้งาน  
Hướng dẫn nhanh

**dyson** supersonic

# Pengering rambut Anda เครื่องเป่าผมของคุณ Máy sấy tóc

Pilih satu dari tiga kecepatan aliran udara dan empat pengaturan panas yang tepat.

เลือกความเร็วในการเป่าผมสามระดับและ  
การตั้งค่าความร้อนที่เที่ยงตรงสี่ระดับ

Chọn trong ba tốc độ luồng khí và  
bốn chế độ nhiệt chính xác.

Kendali Suhu  
ควบคุมอุณหภูมิ  
Điều khiển nhiệt độ

LED  
LED  
LED

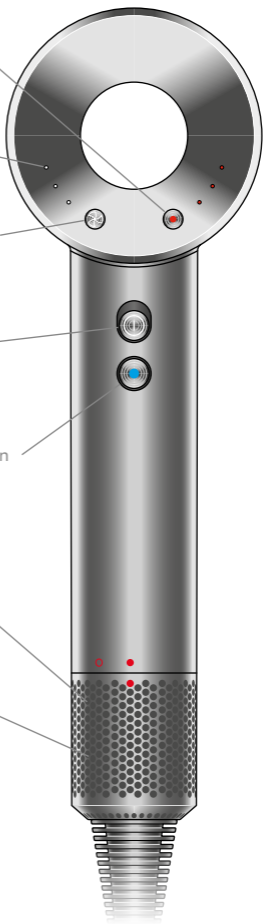
Kendali aliran udara  
ควบคุมความเร็วลม  
Kiểm soát luồng khí

Daya Hidup/Mati  
เปิด/ปิด  
Bật/Tắt nguồn

Semburan udara dingin  
เป่าลมเย็น  
Chế độ bắn lạnh

Katup masuk  
udara  
ช่องลมเข้า  
Lỗ hút khí

Tutup filter dapat  
dilepas  
ที่ครอบฟิวเตอร์แบบ  
ถอดออกได้  
Lồng lọc có thể  
tháo rời



# Diagnostik

## การวินิจฉัยปัญหา

### Chẩn đoán

LED akan berkedip terus-menerus ketika mesin Anda membutuhkan perhatian.

ไฟ LED จะกะพริบอย่างต่อเนื่องเมื่อเครื่องมีปัญหา

Đèn LED sẽ nhấp nháy liên tục khi máy cần được chú ý.



Bersihkan filter – lihat caranya di:  
ทำความสะอาดตัวกรอง – ดูวิธีทำที่:  
Vệ sinh đầu lọc – xem cách thực hiện tại:  
[dyson.com/yoursupersonic](https://www.dyson.com/yoursupersonic)



Hubungi Saluran  
Bantuan Dyson  
ติดต่อสายด่วนของ Dyson  
Hãy liên hệ Đường dây  
trợ giúp Dyson.

---

## Alat tambahan magnetik

### อุปกรณ์เสริมที่มีแม่เหล็ก

### Các phụ kiện gắn từ

Untuk rotasi dan pemasangan yang mudah. Teknologi *Heat Shield* menjaga suhu permukaannya tetap dingin.

เพื่อให้หมุนและใส่ได้ง่าย เทคโนโลยีป้องกันความร้อน ช่วยให้อุณหภูมิพื้นผิวเย็น

Giúp dễ dàng xoay và điều chỉnh.  
Công nghệ chắn nhiệt giúp bề mặt phụ kiện không bị nóng.



# Perlengkapan tambahan อุปกรณ์เสริม Phụ kiện

## Konsentrator penataan

Aliran udara cepat untuk penataan yang tepat.



หัวเป่าจัดแต่งทรงเฉพาะจุด  
เป่าลมไว้สำหรับการจัดแต่งทรงผมที่แม่นยำ

## Đầu sấy tạo kiểu

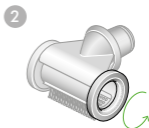
Luồng khí tốc độ cao giúp tạo kiểu tóc chính xác.

## Penghalus flyaway

Dua mode penataan dalam satu aksesoris. Haluskan dan sembunyikan flyaways menggunakan efek Coanda.



หัวเป่าเพื่อผมเรียบลื่น ลดผมชี้ฟู  
สองโหมดสไลด์ลิ้งในหัวเดียว ให้ผมเรียบลื่น  
และซ่อนผมชี้ฟูด้วยเอฟเฟกต์ Coanda



## Ấn tóc con

Hai chế độ tạo kiểu trong một đầu phụ kiện. Làm suôn và ấn tóc con bằng hiệu ứng Coanda.

## Alat tambahan Gentle Air

Menyebarkan aliran udara sehingga lebih lembut di kulit kepala.



## หัวเป่าลมอ่อนโยน

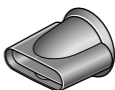
กระจายแรงลมเพื่อให้อ่อนโยนต่อหนังศีรษะยิ่งขึ้น

## Đầu sấy dịu nhẹ

Khuếch tán luồng khí, cho luồng khí dịu nhẹ hơn cho da đầu.

## Nosel Penghalus

Membantu menciptakan bentuk dan mengurangi rambut kusut.



## หัวเป่าผมเรียบ

ช่วยสร้างเนื้อผมให้ดูมากขึ้นและลดการหยิกฟู

## Đầu sấy suôn

Cho tóc suôn mượt và giảm xơ rối.