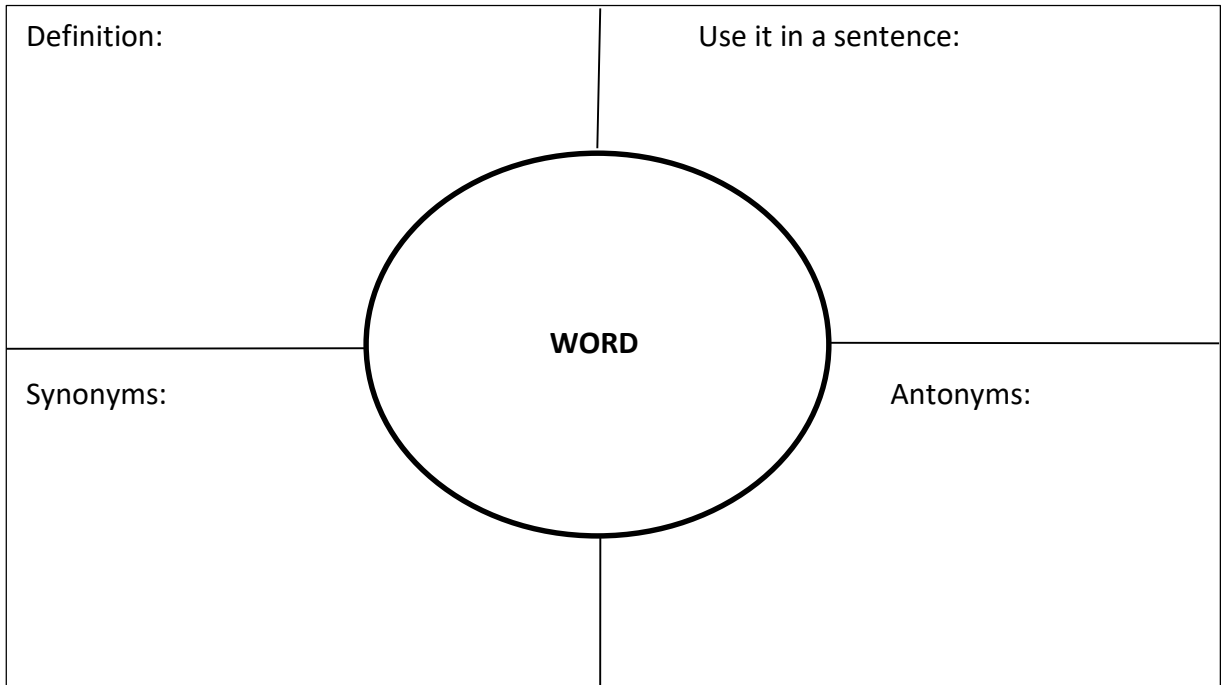
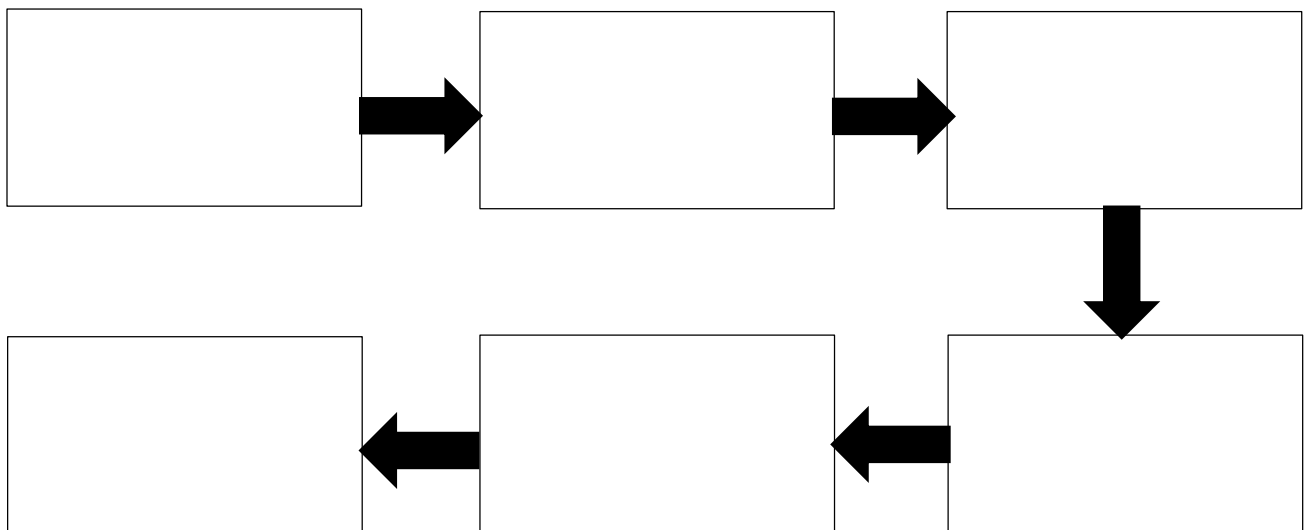




I. Directions: Think of one unfamiliar word and present a vocabulary graphic organizer showing its definition, synonyms, and antonyms and use it in a sentence. Follow the diagram below:



II. Directions: On a one whole sheet of paper, present through a sequence graphic organizer the steps on how to do any household task.



III. Directions: Read about the experience of a girl who received acclamation for her performance, entitled "Franny's Greatest Act" on page 120-123 Effective English for Lifelong Learning 6 and answer Review and React.



LA IMMACULADA CONCEPCION SCHOOL

MIDDLE SCHOOL  
GRADE 6- FILIPINO

### Gawain bilang 1

Upang mahikayat ang mga lokal na turista na pumunta sa inyong lugar, gumawa ng poster tungkol sa pista o pagdiriwang. Ipapakita sa poster ang mahahalagang impormasyon, sa dulo may islogan itong hihikayat ng pagbisita sa inyong lugar. Iilagay ito sa mahabang bond paper (landscape).

### Gawain bilang 2

Saliksikin ang Batas Republika bilang 8491 o Flag and Heraldic Code of the Philippines. Isulat ang mahahalagang probisyon nito tungkol sa pambansang watawat at pambansang awit sa isang buong papel.

### Gawain bilang 3

Sa isang maikling bond paper, gumawa ng talahanayan para sa mga natalakay na iba't ibang uri ng pelikula. Ibigay ang pamagat, taon ng pagpapalabas at pangalan ng bida/ kontrabida ng bawat pelikula.



LA IMMACULADA CONCEPCION SCHOOL  
MIDDLE SCHOOL  
GRADE 6- SCIENCE

## STARS

- A. Directions: Answer the following questions. Write your answer in a one whole sheet of paper.
1. What are stars?
  2. What is parallax?
  3. What are the different properties of stars?
  4. How stars develop?
- B. Directions: Do the Quick Lab on page 317 and write your observations and answer for infer and interpret in a one whole sheet of paper.
- C. Directions: Enumerate, describe and draw the planets in the Solar System. Illustrate your answer in a one whole sheet of paper.



LA IMMACULADA CONCEPCION SCHOOL

MIDDLE SCHOOL

GRADE 6- SOCIAL STUDIES

Mga Gawain:

1. Pumili ng dalawa sa mga tanong sa pahina 315, "Pagtalakay sa Nilalaman ng Kabanata". Isulat ang mga tanong at sagot sa isang buong papel.
2. Gumawa ng isang Information Organizer tungkol sa mga sumusunod na Pangulo ng Pilipinas. Ilarawan ang naging pamumuno nila sa bansa. Iilagay sa isang bond paper o oslo paper.



LA IMMACULADA CONCEPCION SCHOOL

MIDDLE SCHOOL

GRADE 6- VALUES EDUCATION

Directions: Answer the following questions: Write your answer in a one whole sheet of paper.

1. How often do you pray?
2. Why do you pray?
3. What was the incident in your life when you felt that God answered your prayer?



## TO DO LIST

### Supplementary Lessons

### Possible Outcomes

An *experiment* is any procedure that can be done repeatedly and has a well-defined set of possible outcomes.

*Outcomes* are the results of an experiment.

*Multiplication Rule for Counting*, If one thing occurs in A different ways and another occurs in B different ways, then the two can occur together in  $A \times B$ .

*Tree Diagram* is a device to determine all the possible outcomes.

### Example 1

1. Piolo wants to buy a sweatshirt. They come with hoods and without hoods. They are sold in red, blue and green. How many choices does Piolo have?

$$\begin{array}{rcl} \text{Hoods and Without Hoods} & \times & \text{Color choice [red, blue and green]} \\ 2 & \times & 3 \\ & & = 6 \text{ ways} \end{array}$$

### ACTIVITY 1

In a short bond paper, Answer page number 434 "Think and Answer" on your book Integrative Mathematics Grade 6.

### ACTIVITY 2

In a one whole sheet of paper, Answer page number 441 " Guided Practice Letter B" on your book Integrative Mathematics Grade 6.

### PROJECT

Follow up your 2 problems with 20 given scores, then solve for the Range, Mean, Median and Mode. Write it in a long bond paper for each problem.

Reference: Integrative Mathematics Grade 6



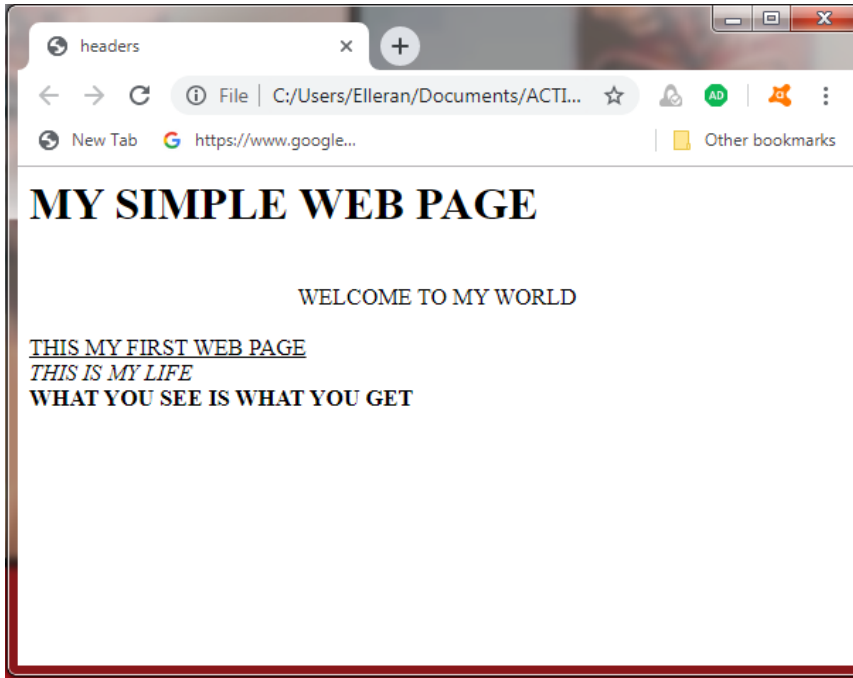
LA IMMACULADA CONCEPCION SCHOOL  
MIDDLE SCHOOL  
GRADE 6- HOME ECONOMICS AND LIVELIHOOD EDUCATION

Directions: In a one whole sheet of paper draw at least five cooking tools, but this time label and give the usage of each cooking tools. (10 points)



Directions: Using the given output. Give the following syntax. Do this in a one whole sheet of paper.

Example: **La Inmaculada Concepcion School** - `<b> La Inmaculada Concepcion School</b>`



1. \_\_\_\_\_
2. \_\_\_\_\_
3. \_\_\_\_\_
4. \_\_\_\_\_
5. \_\_\_\_\_

B. Match the HTML tags with the correct function. Do this in a one whole sheet of paper.

- |                                      |                   |
|--------------------------------------|-------------------|
| _____ 1. <code>&lt;B&gt;</code>      | A. Underline text |
| _____ 2. <code>&lt;U&gt;</code>      | B. Boldface       |
| _____ 3. <code>&lt;h1&gt;</code>     | C. Underline text |
| _____ 4. <code>&lt;Center&gt;</code> | D. Centers text   |
| _____ 5. <code>&lt;I&gt;</code>      | D. Italicize      |





LA IMMACULADA CONCEPCION SCHOOL

MIDDLE SCHOOL  
GRADE 6- MUSIC

TO DO LIST:

1. Using the song that you practiced in your first task, record yourself using your cellphone.
2. You should be able to sing your chosen song with proper tempo and dynamics.
3. For submission of files, save your file with your last name-section.  
Example of filename: Delgado- Hdelarama
4. Follow the instruction given on the site for submission via email.



LA IMMACULADA CONCEPCION SCHOOL  
MIDDLE SCHOOL  
GRADE 6- PHYSICAL EDUCATION

TOPIC: BASKETBALL (EQUIPMENT)

To do list:

1. Please search the basic equipment of basketball.
2. Draw the court of basketball with measurement and label. Do not put any color on it.

Note:

- The format of your task is hand written and put it on a short bond paper.



LA IMMACULADA CONCEPCION SCHOOL

MIDDLE SCHOOL  
GRADE 6- HEALTH

TOPIC: CONSUMER HEALTH- CYCLE OF ADVISEMENT

TO DO LIST:

1. Make a simple advertisement.
2. Make a product of your product as long as the name is not indecent terminology.
3. As much as possible simple color will do on your work.

NOTE:

- Draw it on a short bond paper.



**TOPIC: PRODUCT DESIGN**



[https://www.otis.edu/sites/default/files/styles/thumbnail\\_slideshow/public/Furniture001.jpg?tok=CYbyrwZV](https://www.otis.edu/sites/default/files/styles/thumbnail_slideshow/public/Furniture001.jpg?tok=CYbyrwZV)

Product design consists in imagining and creating objects meant for mass production. The definition encompasses the physical aspects as well as the functionalities products should possess.

The design process is divided into many different phases, which include various form of sketching and prototyping. However, sometimes the idea starts from a problem people may experience, and designing a solution to solve it. It is about establishing a

link between the user and the environment, using a

object to address a need.

**Figure 1:** Product Design applied on a table

Product designers then give life to their ideas through sketching and drawing. They can also use 3D and computer-aided industrial design software. Also, to fully experience and test the item they envision, designers will craft prototypes.

**TO DO LIST:**

Check out the different materials you use at home. See how different art styles were used to make these products aesthetically pleasing and answer the different questions that follows.

**Questions:**

1. What are the material(s)? That you see with product design?
2. What made the design pleasing to the eyes?
3. How does product design help young entrepreneurs?
4. Does improving the design also improve the use of the product? How?
5. Do you think products like these must be presented commonly into the market? Why? Why not?