



March 16 – 17, 2020

GAWIN 1:


PANUTO: Isulat sa kahon ang uri ng pangungusap. Isulat sa kahon ang PS kung pasalaysay, PT kung patanong, PD kung Padamdang at PU, kung Pautos.


- 1. Maganda ang buhay naming noon.
- 2. Kailan ang iyong kaarawan?
- 3. Ito ang mga lahok sa pagkaing niluluto.
- 4. Naku! Nahulog ang aking pagkain.

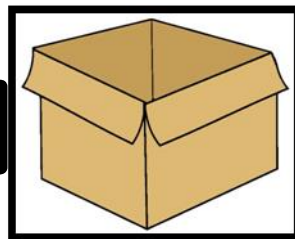
GAWAIN 2:

PANUTO: Bumuo ng pangungusap na angkop sa bawat larawan gamit ang Uri ng Pangungusap.













March 18-19, 2020

GAWAIN 3:

PANUTO:

1. Magdikit ng inyong larawan.(whole body)sa isang short bond paper.
2. Sumulat ng limang pangungusap gamit ang Uri ng Pangungusap.
3. Lagyan ng palamuti ang paligid.

Halimbawa:



1. Ako ay masayang naglalaro.



TASK 1:

Directions: Read the short story below. Then answer the questions that follow.



The Playground




My name is Jam. On Saturdays I like to go to playground in the park. I love playing with my friends. I play on the slide with Jessica. I run around the park with Daniel. And I play soccer with Martin and Bruno.


1. When does he go to the playground?
 - a. On Saturdays
 - b. On Sundays
2. Where's the playground?
 - a. In the park.
 - b. In the school.
3. He plays on the slide with _____.
 - a. Daniel
 - b. Jessica
4. He runs around the park with _____.
 - a. Daniel
 - b. Jessica
5. He plays soccer with _____.
 - a. Jessica and Daniel
 - b. Martin and Bruno


TASK 2:


A. Directions: Circle the adverb in each sentence. Then, tell whether the adverb is describing when or where.


1. I visited my grandmother last month. _____
2. The visitors will arrive soon. _____
3. We eat together in the dining room. _____
4. My mother and I talk about what happen last night. _____
5. We decided to watch movie at the mall. _____

B. Directions: Identify the underlined adverb in each sentence. Color the  **red** if it is an adverb of time and **blue** if it is an adverb of place.

 1. I will visit the library tomorrow.

 2. The letter came yesterday.

 3. The scouts looked everywhere.

 4. Sandra plays tennis weekly.



5.You can put your bag here.

TASK 3:

A.Directions: Fill out the chart properly.

Positive Degree	Comparative Degree	Superlative Degree
1. bright		
2.	smoother	
3. wonderful		
4. bad		
5.		ugliest

B. Directions: Box the correct form of adjective.

1. Eric is a (tall, taller) boy.
2. Dave is (bigger, biggest) the Eric.
3. Mitchel is the (more intelligent, most intelligent) of the three boys.
4. John is (heavier, heaviest) than Joseph.
5. Fatima is a (pretty, prettiest) girl.











MARCH 16-20, 2020

TASK 1:


TOPIC: Telling Time






Directions: Draw the hands of the clock according to the time shown.

1.		2.		3.		4.	
	<div style="border: 1px solid black; padding: 2px; display: inline-block;">10:30</div>		<div style="border: 1px solid black; padding: 2px; display: inline-block;">2: 30</div>		<div style="border: 1px solid black; padding: 2px; display: inline-block;">6: 00</div>		<div style="border: 1px solid black; padding: 2px; display: inline-block;">12: 00</div>
5.		6.		7.		8.	
	<div style="border: 1px solid black; padding: 2px; display: inline-block;">7: 25</div>		<div style="border: 1px solid black; padding: 2px; display: inline-block;">9: 15</div>		<div style="border: 1px solid black; padding: 2px; display: inline-block;">3: 45</div>		<div style="border: 1px solid black; padding: 2px; display: inline-block;">4: 00</div>

TASK 2:

TOPIC: Measuring Length Using Non-Standard Unit

Directions: Use your  as the unit to find the length of each object.

1.		2.		3.	
4.		5.			

TASK 3:

Topic: Heavy and Light

Directions: Draw what is being asked in each number and identify it if it is HEAVY or LIGHT.

1. Washing Machine

2. Paper

3. Table

4. Bondpaper

5. Pencil

6. Stone

7. House

8. Book

9. Eraser

10. Refrigerator



MARCH 16-20, 2020

GAWAIN 1:

PAKSA: Mga Sasakyan o Transportasyon sa Ating Paligid

Panuto: Lagyan ng kahon ang halimbawa ng mga sasakyan o transportasyon sa paligid.

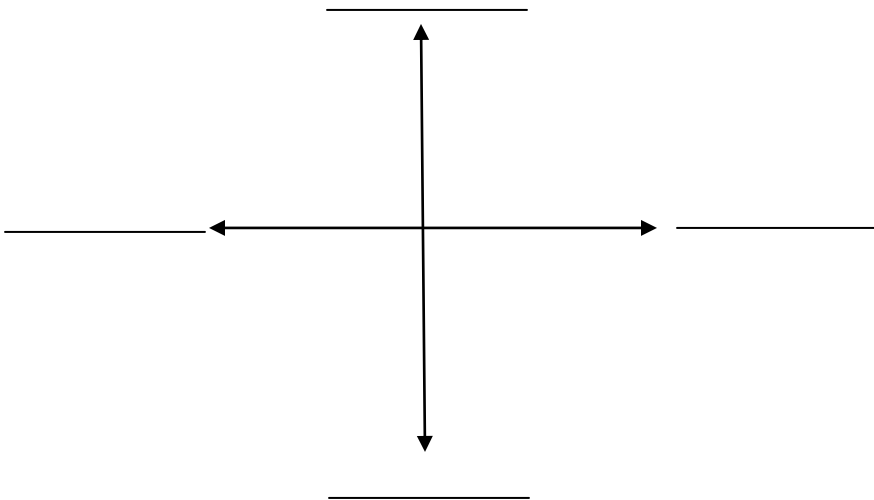
- | | | |
|---------------|-----------|------------|
| 1. Kotse | Bag | Barko |
| 2. Puno | Bangka | Eroplano |
| 3. Aso | Traysikel | Bus |
| 4. Dyip | Relo | Motorsiklo |
| 5. School Bus | Halaman | Laruan |

GAWAIN 2:

PAKSA: Mga Direksyon

Panuto: Alamin ang mga pangunahing Direksyon. Piliin ang tamang sagot sa loob ng kahon.



Kanluran	Hilaga	Silangan	Timog
----------	--------	----------	-------



GAWAIN 3:

A. PAKSA: Mga Gusali o Estrukturang sa paligid Patungo sa Paaralan.


Panuto: Tukuyin ang pangalan ng bawat gusali o estruktura sa iyong paligid patungo sa paaralan.




B. PAKSA: Mga Sasakyan o Transportasyon sa Ating Paligid

Panuto: Tukuyin ang pangalan ng bawat sasakyan o transportasyon sa Paligid.


1.




2.



3.



4.



5.



GAWAIN 4:

PAKSA: Mga Karaniwang Guhit Pananda

Panuto: Iguhit ang mga hinihiling sa bawat bilang.

1. daan o kalsada
2. bundok
3. Kabahayan
4. Bukirin o sakahan
5. Ilog o lawa

PAKSA: Mga Sasakyan o Transportasyon sa Ating Paligid

GAWAIN 5:

Panuto:

1. Sa inyong short bondpaper, magdikit ng larawan ng iyong sinasakyan patungo sa paaralan.
2. Ilarawan ito at gawing makulay gamit ang iyong iba't- ibang pangkulay.



MARCH 16-20, 2020

TASK 1:

TOPIC: I Remain Kindhearted so God Can Be Proud of Me

Directions: Write the word **RIGHT** if the sentence is correct and write **WRONG** if not.

- _____ 1. You love to quarrel.
- _____ 2. You are willing to help others
- _____ 3. You lough others mistakes.
- _____ 4. You know how to say sorry.
- _____ 5. You make friends to the poor.

TASK 2:

TOPIC: I Know and Appreciate God Creation

Directions: Draw five examples of God Creations and label it.

1.	2.	3.	4.	5.
----	----	----	----	----

TASK 3:

TOPIC: I Remain Kindhearted so God Can Be Proud of Me

Activity 2:

Directions:

- 1. Look for five cut out pictures that shows being kindhearted to other people.
- 2. Paste it in a colored paper.
- 3. Write one meaningful sentence about the picture.
- 4. Put a design.

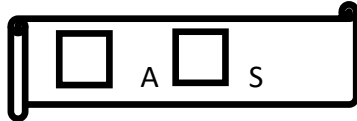


March 20, 2020

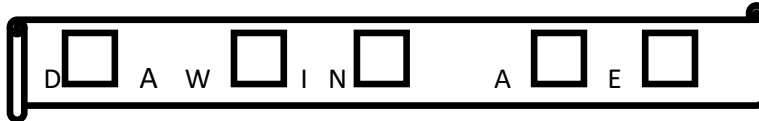
TASK 1:

Directions: Read and analyze the sentence. Fill out the missing letter.

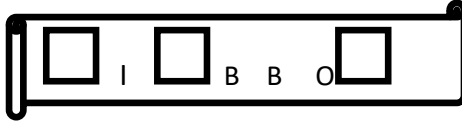
1. This part has the file, home and view.



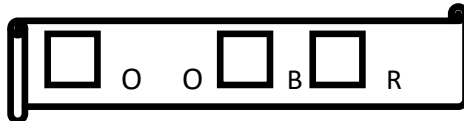
2. It like a blank piece of paper. This is where you can draw and color shapes and objects.



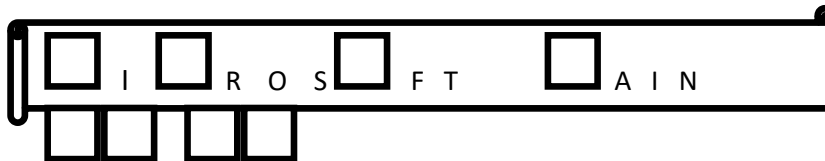
3. It has a buttons for drawing lines and shapes and for coloring drawings.



4. It can use to display commands such as save undo and redo.



5. It's like a blank sheet.



TASK 2:

Directions: Draw MS paint and identify the parts.





MARCH 16-20, 2020

TASK 1:

Topic: Fast and Slow Sound in Music

A. Directions: What you do feel when you hear the fast music. Check the box of your answer.

happy

excited





sad

dancing

sleepy

TASK 2:

B. Directions: Look at the picture of animals below. Which animal moves slow. Encircle it.



TASK 3:

To Do List:

Activity:

Materials Needed:

- Copy of the lyrics of your favorite song to written or printed on a short bond paper.
- Colored paper
- Coloring materials
- Cardboard or old folder

What to do:

1. Have a copy of your favorite song. (written or printed)
2. Paste a copy of the song on a card board. Use glue and let it dry.
3. Make it more colorful. Put some designed material or coloring materials to make it more colourful.
4. Prepare to perform it with audience.



LA IMMACULADA CONCEPCION SCHOOL
PRIMARY SCHOOL
GRADE 1- ART

MARCH 16-20, 2020

Topic: Paper Sculpture

Materials Needed:

- Colored paper
- oslo paper
- coloring materials
- ruler
- pencil
- glue

What to do:

1. Use colored paper, make an airplane sculpture .
2. Use a glue, paste the airplane sculpture in an oslo paper.
3. Make a design of an airplane playing. Use a pencil, ruler, and a coloring materials to make it more realistic.
4. Add more design that can be seen in the sky.




MARCH 16-20, 2020

Directions: Look at the pictures. Where is the boy or girl in relation to the object or objects? Encircle the correct answer.

1. 


inside
outside

2. 

Over
Under

3. 

in front of
beside

4. 

above
over

5. 

over
under



MARCH 16-20, 2020

Materials Needed:

- 1/2 white cartolina
- marker
- scissors
- art paper
- Glue

What you will do:

1. Choose a safety rule at home or in school.
2. Make a poster about it on 1/2 cartolina.
3. Color your poster.
4. Write the safety rule at the bottom of your poster.
5. Then tell what may happen if that safety rule is not followed.

SUBJECT MATTER: Staying Safe with Animals

Directions: Fill in the blank with the correct word. Choose your answer from the words in the .

pet curl wound
protective stray

1. Animals that are homeless and wander around are called _____ .
2. A _____ is an animal that you care for and keep as a friend or companion.
3. A mother animal is always very _____ of its baby.
4. If an animals bites or scratches, clean the _____ with soap and water.
5. If an animal attacks you, _____ your body into a ball.