





LED PANEL LIGHT

10 MONTHS PAYBACK

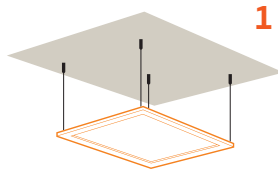
Slim Design
1cm.



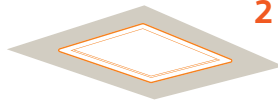
With 1 cm thickness, LED Panel light set from Lamptan is suited for decorating house or office to be more modern as it's perfectly blend with ceiling and also can repalce it instead of unwieldy outdated grille lamp



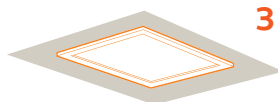
3 Style Installation



Sling Hanging from ceiling



install with T-Bar Structure in Ceiling



install on Ceiling such as concrete or gypsum

LED PANEL LIGHT good point

Compare with outdated grille lamp

- more energy saving
- blend with ceiling
- Slim design, easy to install
- replace instead of grille lamp
- eye protection



LED Panel Light 40w from LAMPTAN can save electric charge

103.8 baht per month **>** **1262.9** baht per year

Worthy just like getting free lamp!!

10 break even point **SAVE MONEY**
MONTHS PAYBACK

Table : To compare electric charge of LED Panel Light 40w from LAMPTAN and grille lamp

use LED PANEL LIGHT 40w LAMPTAN	use Grille LAMP 4x18w
electric charge 1.92 baht/set/day	electric charge 5.38 baht/set/day
save electric charge 3.46 baht/set/day	save electric charge 103.8 baht/set/month

*remark : Calculated from LED Panel Light 60x60cm.
Electric charge 4baht/unit. Switch on 12hours per 1 set per 1day.

Rate (W)	Voltage(V) Frequency(Hz)	Flux (lm)	Colour	Colour Temp (K)	RA	Power Factor	Beam Angle (degree)	Lifetime (hours)	Lamp Base	IP	Driver	Dimension (w x l x h : mm.)	Weight (g)	Package size (pieces : mm.)
40	220-240 50/60Hz	3200	Daylight	6500K	>80	0.9	-	25000	-	-	Wattage : 40w Input : 220-240V 190mA Output : 36V 1000mA	600x600x9	2400	1pc : 665x700x45 5pcs : 250x685x725
40	220-240 50/60Hz	3200	Daylight	6500K	>80	0.9	-	25000	-	-	Wattage : 40w Input : 220-240V 190mA Output : 36V 1000mA	300x1200x10	2611	1pc : 365x1300x47 5pcs : 265x1320x390
50	220-240 50/60Hz	5000	Daylight	6500K	>80	0.9	-	25000	-	-	Wattage : 50w Input : 220-240V 250mA Output : 36V 1250mA	600x1200x10	4600	1pc : 670x1265x48 5pcs : 265x1280x690