

# InvestingNote Portfolio (INP) User Guide

This guide is designed to help you navigate the INP platform with ease, so you can extract the most value from the resources, tools, and support available to you.

Here's a step-by-step walkthrough to help you get started.

The screenshot shows the InvestingNote Portfolio (INP) user interface. The top navigation bar includes a search bar and several tabs: Home, Charts, Watchlist, Portfolio, Alerts, Simulation, and **My Purchases** (circled in red with a red arrow pointing to it). Below the navigation bar, the interface is divided into several sections:

- Market Index Table:** A table showing various market indices and their performance.
- Who to follow:** A section for following other users, featuring profiles like 'cpa', 'thosai', and 'ThumbTackInvestor'.
- Today's Market Movers:** A section powered by INVESTOR-ONE, showing market movers.
- Top Gainers:** A table listing top gainers with columns for Name, Price, and Chg(%).

Name	Price	Chg(%)
Shanghai Turbo (AWM)	0.059	103.45
Alliance HC (MJU)	0.115	27.78
GRC (S3N)	0.145	16.94
Luminor (SUA)	0.05	16.28
Casa (C04)	0.15	16.28

**Step 1:** Click on “My Purchases” at the top right of the home page.

Reputation: 10 | Following: 1 | Followers: 0

Portfolio Total Return: 0.0%

Value | P/L | Dividend

Your Groups: InvestingNote Portfolio (INP)

Download Our App: 4.5 (519 reviews)

Market Indices:

Index	Value	Change
KLCI	1669.570	-7.260 (-0.43%)
N225	51117.260	-844.720 (-1.63%)
HSI	28149.310	-309.650 (-1.17%)
S&P 500	6922.760	+1.830 (+0.03%)
SSE	4082.979	-2.113 (-0.07%)

InvestingNote Portfolio (INP) by @The\_Joyful\_Investors

Share your investing ideas

All Markets: SG, MY, US, HK

All Feeds: All, Estimations, Research, Announcement, News

Today's Market Movers: Powered by INVESTOR-ONE

Small & Mid Cap Market Movers

Top Gainers:

Name	Price	Chg(%)
Shanghai Turbo (AWM)	0.059	103.45
Alliance HC (MLJ)	0.115	27.78
GRC (S3N)	0.145	16.94
Luminor (SUA)	0.05	16.28
Casa (C04)	0.15	16.28

Post by ljunyuan: Notice: I will be out of the office until at least Monday, 12 January 2026, as I'll be accompanying my wife for the arrival of our baby.

**Step 2:** Select “InvestingNote Portfolio (INP)” from the dropdown menu.

Back to Dashboard

## InvestingNote Portfolio (INP)

View Premium Private Group

Episodes in this subscription • 66 Episodes

Create Episode

Episode #66 | Posted On 07-01-2026 09:22

January 2026 Market Analysis // Before you proceed to read the Market Analysis, we highly recommend that you acquaint yourself with our investment methodology that you can access at <https://thejoyfulinvestors.com/investingnote-portfolio-how-to-construct>. Doing so will enable you to derive maximum value from our monthly analysis and enhance your understanding of our approach in the stock markets. ...

View Episode | Edit Episode

**Step 3:** In this page, you can access the monthly market analysis report and company deep-dive analysis reports. You will receive ONE market analysis report and TWO company deep-dive reports each month. Click on “View Episode” to read the reports.

Total	39.0	100.0%	9.3%
-------	------	--------	------

Global tablets market share (Source: Xiaomi Investor Relations)  
 In the **smartwatch** category, Apple is among the top 3 players with a market share of about 15.5%, trailing behind Xiaomi's 19% and Huawei's 21.9%.



Worldwide Top 5 Wrist-Worn Device Companies by Shipment Volume, Market Share, and Year-Over-Year Growth, Q1 2025

Company	Q1 2025 Shipments (in Millions)	Q1 2025 Market Share	Q1 2024 Shipments (in Millions)	Q1 2024 Market Share	Year-over-Year Growth Rate
1. Huawei	10.0	21.9%	7.0	17.0%	42.4%
2. Xiaomi	8.7	19.0%	6.1	14.7%	42.6%
3. Apple	7.0	15.5%	5.1	12.5%	37.2%
4. Samsung	3.4	7.5%	3.6	8.8%	-5.7%
5. Garmin	2.1	4.7%	1.6	4.0%	29.5%
Others	14.3	31.4%	17.7	43.0%	-19.3%
<b>Total</b>	<b>45.6</b>	<b>100.00%</b>	<b>41.2</b>	<b>100.00%</b>	<b>10.5%</b>

Source: (IDC Worldwide Quarterly Wearables Tracker, 2025Q1)

This combination of market share leadership and brand prestige gives Apple strong **pricing power**. If you are an Apple product user, you may have noticed that Apple products sold on the official store (both physical and online) **hardly run promotional discounts**. The only exceptions are the education-pricing for students; China is one nuanced case where official stores sometimes run discounts to boost consumption to fit into the consumption dynamics in China.

Over the years, Apple has raised iPhone pricing **steadily**, reflecting both inflation, improvements in hardware, and added features. Case in point, the price of the first iPhone released in 2007 costs US\$499. Today, the iPhone 17 Pro retails at US\$1,099. This represents **more than 120% increase in price over the 18 year-period**, and exceeds the average inflation of 2%. This price trajectory underscores that consumers are willing to pay more for perceived quality, continuity, and ecosystem benefits, strengthening the moat that brand creates.

Another interesting dimension is how Apple's identity has shifted from being seen purely as a luxury or premium brand to being something many people consider a near-necessity in certain markets. In some parts of the world, especially developed markets, owning an iPhone is often part of digital life (apps, messaging, payments) in ways that make switching costs higher. It's not just owning a luxury item; it's about being woven into everyday lifestyle.

**Formidable Network Effects**

If Apple's brand is the face of its moat, then its **network effect** is the fortress wall that keeps customers inside and competitors out. The company has built what many call a "walled garden," a tightly integrated ecosystem where hardware, software, and services work in harmony.

Each Apple device, whether iPhone, iPad, Mac, or Apple Watch, is designed to complement one another. Data and content flow effortlessly between them, allowing users to start an email on a Mac, continue it on an iPhone, and finish with a quick signature on an iPad using the *Handoff* feature, just to name an example. Simple conveniences only available for Apple products like AirDrop, FaceTime, iMessage, and Apple Pay create a smooth, frictionless experience that makes consumers get used to the features and convenience, creating a stickiness effect.

**Use Handoff to continue tasks on your other devices**

With Handoff, you can start working on one device, then switch to another nearby device and pick up where you left off.



**Step 4:** Once you click on "View Episode", you will be able to access the respective report.

Back to Dashboard

## InvestingNote Portfolio (INP)

[View Premium Private Group](#)

Episodes in this subscription • 66 Episodes

☆☆☆☆☆ Do you like this subscription overall?

Episode #66 Posted On 07-01-2026 09:22

January 2026 Market Analysis // Before you proceed to read the Market Analysis, we highly recommend that you acquaint yourself with our investment methodology that you can access at <https://thejoyfulinvestors.com/investingnote-portfolio-how-to-construct>. Doing so will enable you to derive maximum value from our monthly analysis and enhance your understanding of our approach in the stock markets. ...

[View Episode](#)

Episode #65 Posted On 19-12-2025 14:28

December 2025 Stock In Focus // Keppel DC REIT Business Overview Background about the company When Keppel DC REIT (SGX: AJBU) made its debut on the Singapore Exchange on 12 December 2014, it marked a milestone as Asia's first pure-play data centre REIT. At the time, the REIT managed assets worth around S\$1 billion, a modest beginning for what would soon become a rapidly expanding global foot...

👍 2 [View Episode](#)

<https://www.investingnote.com/groups/118> [Chat](#)

**Step 5:** Next, click on **“View Premium Private Group”** to access timely bite-sized market updates posted by the team of coaches at The Joyful Investors.

Discussion →

About

Members

Setting

Manage Portfolios

Subscription Portfolios

[INP Dividend Portfolio](#)

[INP Growth Portfolio](#)

Trending Topics

#01-06

#PORTFOLIOMANAGEMENT

#HUATWITHTJI

#INVESTINGNOTEPORTFOLIO

[The\\_Joyful\\_Investors](#) [INP Growth Portfolio](#) 88

January 4, 2026 at 09:38

### Will the US Operations in Venezuela Result in Market Shocks?

The US military operation on January 3, 2026 which captured President Nicolás Maduro and his wife, has sparked short-term uncertainty.

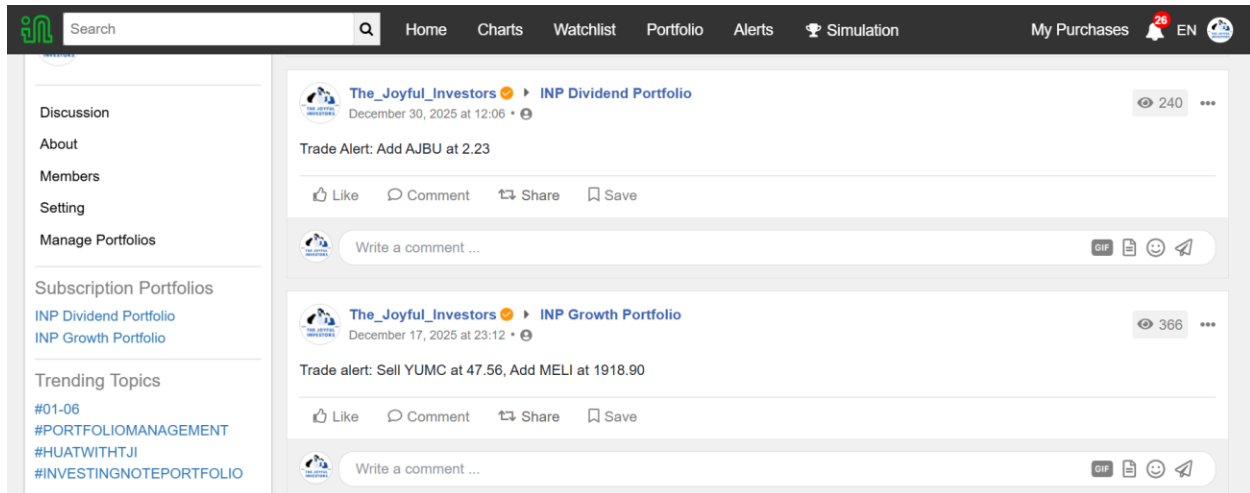
However, we can see that historical precedents indicate geopolitical events like this typically have limited, fleeting impacts on markets if contained.

From 14 major shocks since 1950 (e.g., invasions, assassinations, terrorist attacks), the average S&P 500 drawdown was -4.5%, with most under 5% (outliers like 9/11 at -11.6% or Korean War invasion at -18.5% were more severe). Markets bottomed in ~19 days on average and recovered in ~42 days.

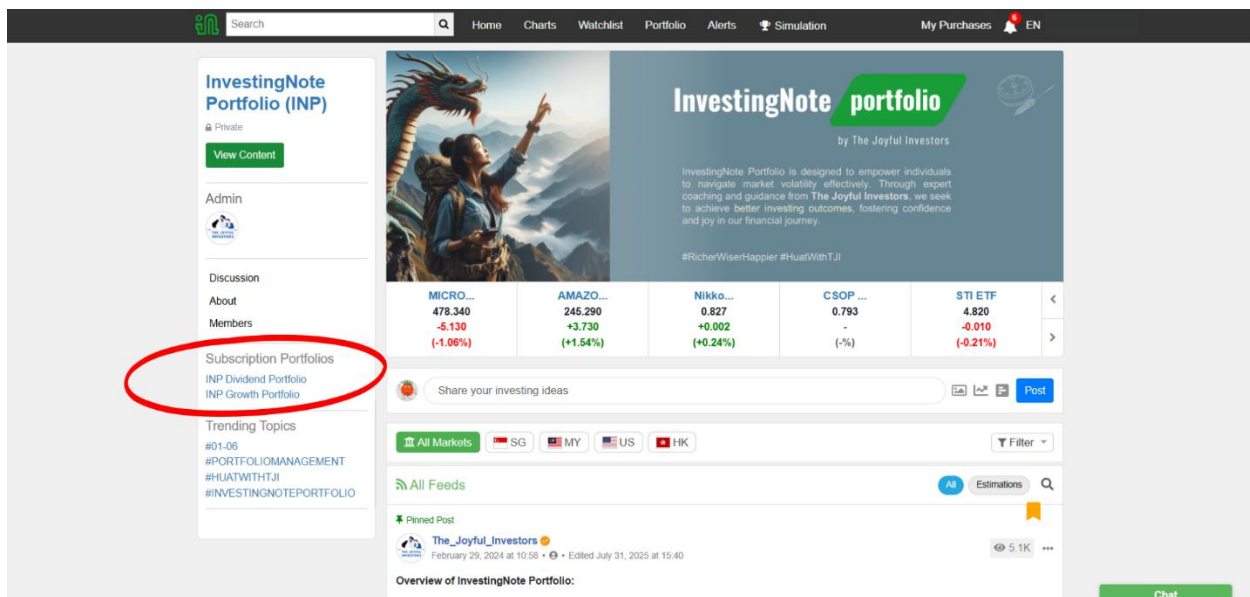
[...Expand](#)

Market Stock Events	Event Date	One Day Move	Total Drawdown	3-Month Total Return	6-Month Total Return	9-Month Total Return	12-Month Total Return	Calendar Days	
								Bottom	Recovery
U.S. Korea invades S. Korea	8/25/1950	-8.4%	-18.8%	-10.2%	-7.2%	-1.9%		23 days	82 days
Suez Crisis	10/26/1956	-0.3%	-2.8%	-1.8%	0.3%	6.2%	-8.8%	3 days	4 days
Kennedy Assassination	11/22/1963	-2.8%	-2.8%	12.5%	17.8%	20.7%	27.8%	1 days	1 days
Six Day War	6/5/1967	-2.5%	-2.5%	7.6%	8.3%	1.5%	26.6%	1 days	2 days
Munich Olympics	9/5/1972	-0.3%	-4.3%	6.5%	2.8%	-3.9%	-3.5%	42 days	57 days
Iranian Hostage Crisis	11/4/1979	-0.5%	-2.5%	13.1%	5.8%	22.0%	22.8%	3 days	8 days
Reagan Shooting	3/30/1981	-0.3%	-0.3%	-0.7%	-10.2%	-5.3%	-11.8%	1 days	2 days
U.S. Assassinate	4/4/1968	-0.3%	-2.8%	-2.8%	-7.2%	-14.8%	-1.2%	1 days	0 days

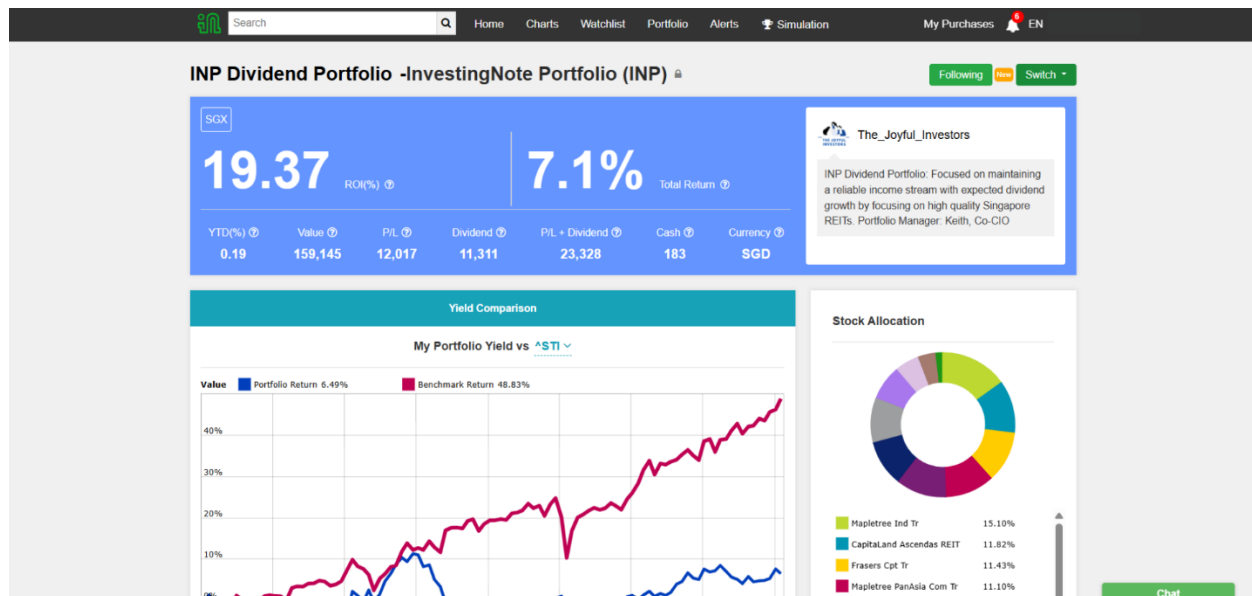
**Step 6:** View the timely market insights and updates in this page.



**Step 7:** You can also view the trade alerts in the same page. In addition, you should receive a notification on the platform whenever a new trade (buy/sell) is made.



**Step 8:** You will be able to access the timely insights posted by the team in this page. Under “**Subscription Portfolios**”, you may select the portfolio you wish to view. There are two portfolios: INP Dividend Portfolio and INP Growth Portfolio.



**Step 9:** When you click on the respective portfolio, you will be able to view the following:

- Portfolio Performance (Refer to the following [link](#) on a separate guide to interpreting performance metrics on the platform)
- Portfolio Holdings
- Buy and Sell Transactions made

You're now all set to navigate the INP subscription on the platform to access the key features. We encourage you to revisit the platform regularly for market insights, portfolio updates and new analysis reports.

If you need any support along the way, feel free to reach out to us at [hello@thejoyfulinvestors.com](mailto:hello@thejoyfulinvestors.com).