

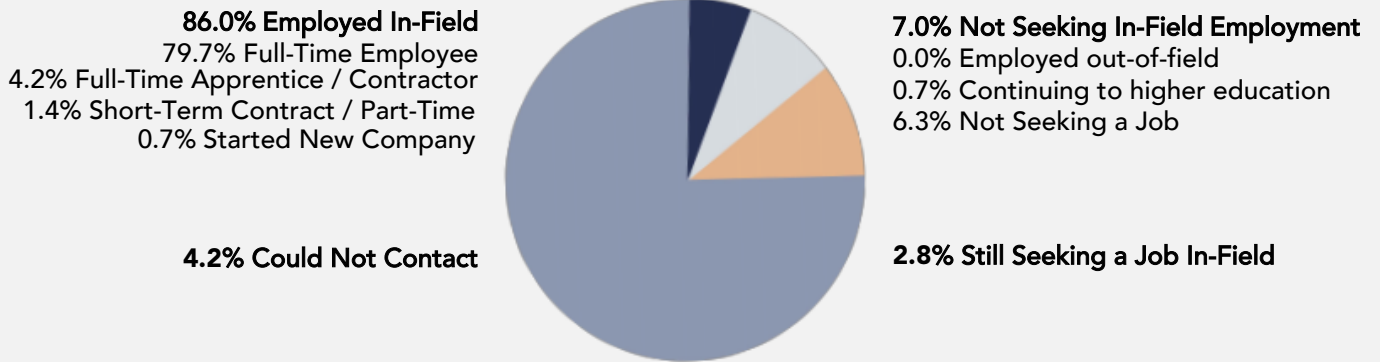
Graduates Included in Report: **143**

How many students graduated on-time? **51.8%**

How many students graduated within 150% of program length? **80.6%**

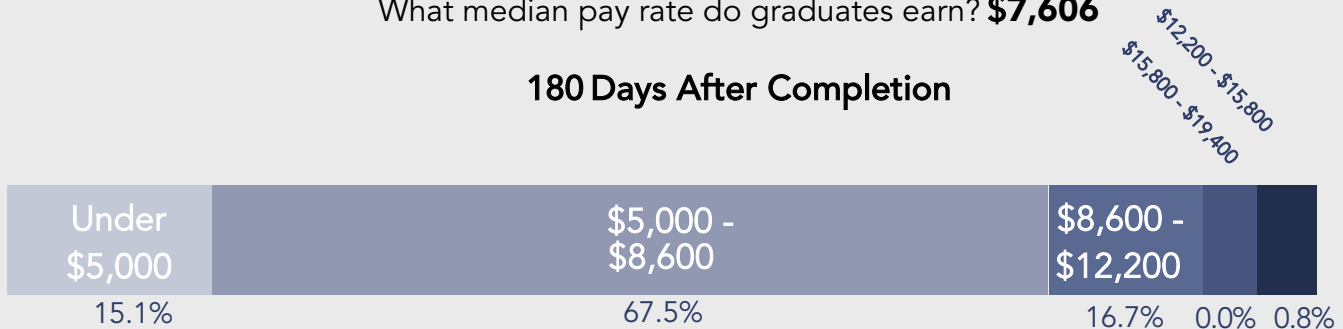
What were the employment results for graduates?

180 Days After Completion



What median pay rate do graduates earn? **\$7,606**

180 Days After Completion



What percentage of job obtainers reported salaries?
99.2%

What were the most frequent job titles for graduates?

- 26.8%** Full-Stack Engineer
- 15.0%** Front-End Engineer
- 10.2%** Instructor
- 7.9%** Web Developer
- 3.9%** Back-End Engineer



Hacktiv8 Jakarta

Full-Stack Web Development

CIRR Outcomes Report in USD\$

H1 2020

Report Information		
School Name	HACKTIV8	
Campus Location	Jakarta	
Program Name	Full-Stack Web Development	
Reporting Period	1/1/2020	6/30/2020
Published Course Length (in days, including weekends and holidays)	95	
Graduates Included in Report	143	
Graduation Requirements		
<ul style="list-style-type: none"> * Complete all course modules * Complete final project * Meet with career services counselor * Attend 2 school-sponsored career events during course 		
Graduation Data		
How many students graduate within 100% of published program length (on-time)?	51.8%	
How many students graduate within 150% of published program length	80.6%	
Job Seekers		
How many students intended to seek in-field employment within 180 days of graduating?	95.8%	
How many students did not intend to seek in-field employment (returning to previous employer, no work authorization, continuing to further education, or self-enrichment)?	4.2%	
Employment Results		
	90 days	180 days
1. Employed in-field	64.3%	86.0%
1A. Full-time employee (30+ hours/week, 6+ months)	61.5%	79.7%
1B. Full-time apprenticeship, internship, or contract position (30+ hours/week, 3-6 months)	2.1%	4.2%
1C. Short-term contract, part-time position, freelance, or unknown length	0.0%	1.4%
1D. Started a new company or venture after graduation	0.7%	0.7%
2. Not seeking in-field employment	7.0%	7.0%
2A. Employed out-of-field	0.0%	0.0%
2B. Continuing to higher education	0.7%	0.7%
2C. Not seeking a job for health, family, or personal reasons	6.3%	6.3%
3. Still seeking a job in-field	24.5%	2.8%
4. Could not contact	4.2%	4.2%
Hired by School	3.5%	5.6%
What is the median annual base salary of graduates? US Dollars	\$7,606	\$7,606
Under \$5,000	15.1%	15.1%
\$5,000-\$8,600	67.5%	67.5%
\$8,600-\$12,200	16.7%	16.7%
\$12,200-\$15,800	0.0%	0.0%
\$15,800-\$19,400	0.8%	0.8%
Over \$19,400	0.0%	0.0%
Percentage of job obtainers who reported salaries	99.2%	99.2%
What were the most frequent job titles for graduates?		
Full-Stack Engineer	26.8%	
Front-End Engineer	15.0%	
Instructor	10.2%	
Web Developer	7.9%	
Backend Engineer	3.9%	
<p><i>The pink boxes represent the "canonical" number, which must be the most prominent number a school uses in its advertising.</i></p>		

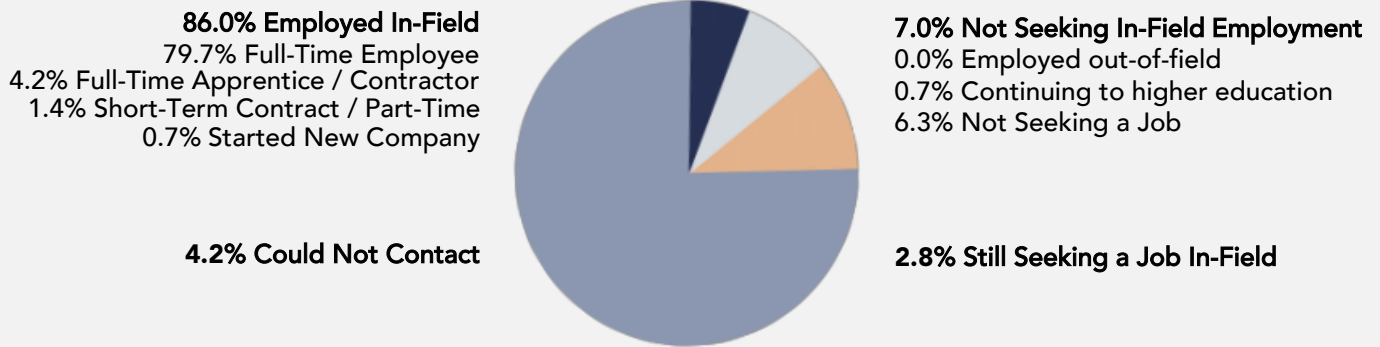
Graduates Included in Report: **143**

How many students graduated on-time? **51,8%**

How many students graduated within 150% of program length? **80,6%**

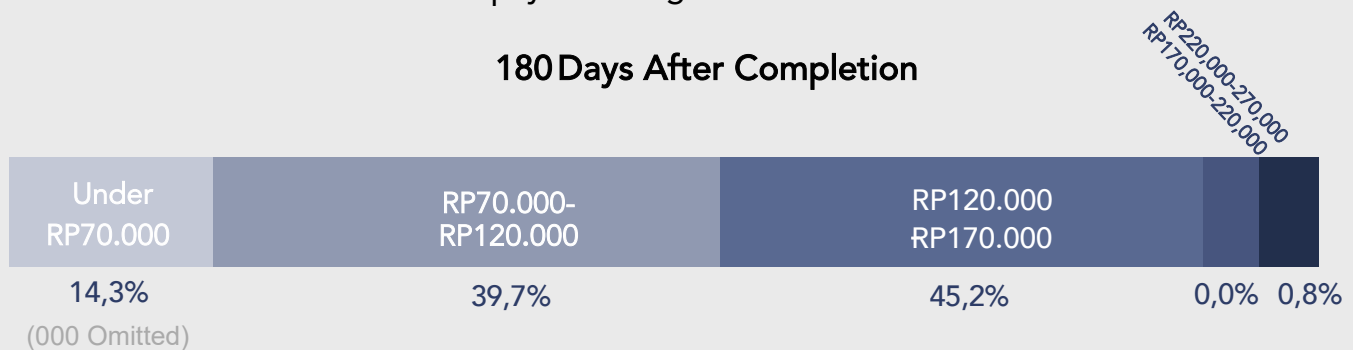
What were the employment results for graduates?

180 Days After Completion



What median pay rate do graduates earn? **RP108.000.000**

180 Days After Completion



What percentage of job obtainers reported salaries?

99,2%

What were the most frequent job titles for graduates?

- 26,8%** Software Engineer
- 15,0%** Front-End Engineer
- 10,2%** Instructor
- 7,9%** Web Developer
- 3,9%** Back-End Engineer

Hacktiv8 Jakarta

Full-Stack Web Development

CIRR Outcomes Report in Indonesian Rupiah

H1 2020

Report Information		
School Name	HACKTIV8	
Campus Location	Jakarta	
Program Name	Full-Stack Web Development	
Reporting Period	1/1/2020	6/30/2020
Published Course Length (in days, including weekends and holidays)	95	
Graduates Included in Report	143	
Graduation Requirements		
<ul style="list-style-type: none"> * Complete all course modules * Complete final project * Meet with career services counselor * Attend 2 school-sponsored career events during course 		
Graduation Data		
How many students graduate within 100% of published program length (on-time)?	51,8%	
How many students graduate within 150% of published program length	80,6%	
Job Seekers		
How many students intended to seek in-field employment within 180 days of graduating?	95,8%	
How many students did not intend to seek in-field employment (returning to previous employer, no work authorization, continuing to further education, or self-enrichment)?	4,2%	
Employment Results		
	90 days	180 days
1. Employed in-field	64,3%	86,0%
1A. Full-time employee (30+ hours/week, 6+ months)	61,5%	79,7%
1B. Full-time apprenticeship, internship, or contract position (30+ hours/week, 3-6 months)	2,1%	4,2%
1C. Short-term contract, part-time position, freelance, or unknown length	0,0%	1,4%
1D. Started a new company or venture after graduation	0,7%	0,7%
2. Not seeking in-field employment	7,0%	7,0%
2A. Employed out-of-field	0,0%	0,0%
2B. Continuing to higher education	0,7%	0,7%
2C. Not seeking a job for health, family, or personal reasons	6,3%	6,3%
3. Still seeking a job in-field	24,5%	2,8%
4. Could not contact	4,2%	4,2%
Hired by School	3,5%	5,6%
What is the median annual base salary of graduates?	Indonesian Rupiah	108.000.000
Under Rp70.000.000	14,3%	14,3%
Rp70.000.000-Rp120.000.000	39,7%	39,7%
Rp120.000.000-Rp170.000.000	45,2%	45,2%
Rp170.000.000-Rp220.000.000	0,0%	0,0%
Rp220.000.000-Rp270.000.000	0,8%	0,8%
Over Rp270.000.000	0,0%	0,0%
Percentage of job obtainers who reported salaries	99,2%	99,2%
What were the most frequent job titles for graduates?		
Software Engineer	26,8%	
Front-End Engineer	15,0%	
Instructor	10,2%	
Web Developer	7,9%	
Backend Engineer	3,9%	
<p><i>The pink boxes represent the "canonical" number, which must be the most prominent number a school uses in its advertising.</i></p>		