

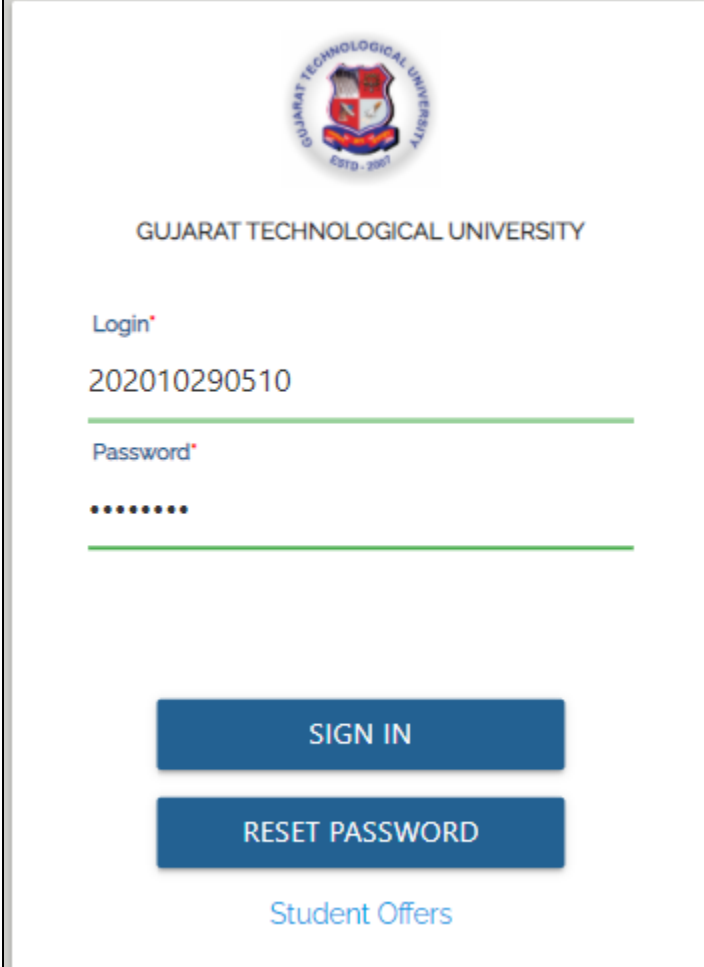
Student Manual for –Elective subject selection




Gujarat Technological University

LOGIN SCREEN:

Student can login by their **enrollment number** Click on **Sign In** button.





GUJARAT TECHNOLOGICAL UNIVERSITY

Login*

202010290510

Password*

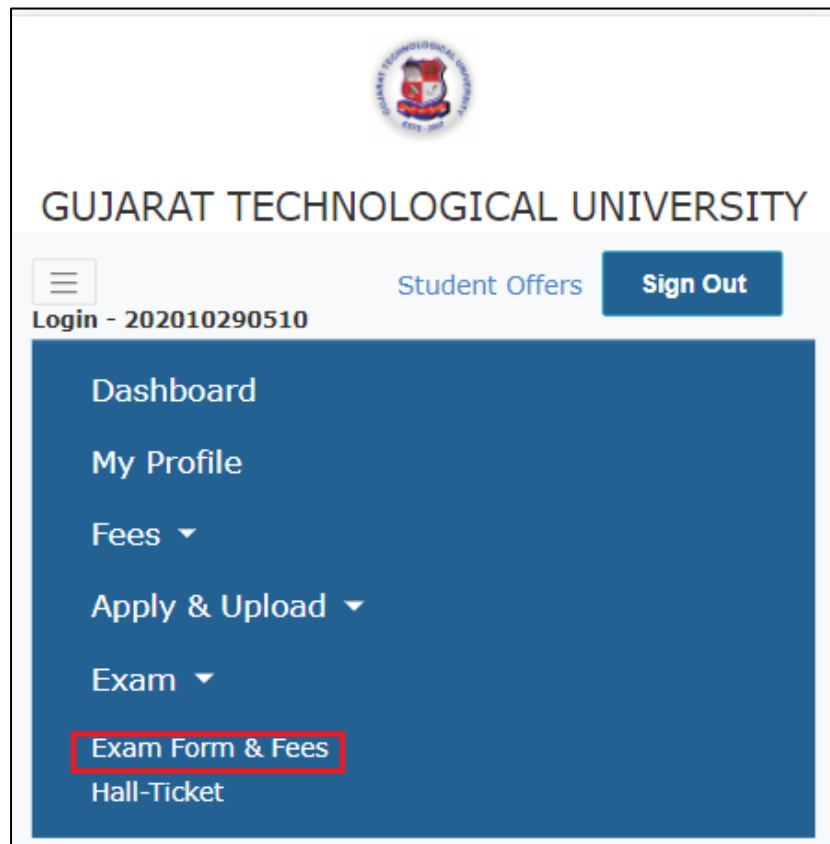
.....

SIGN IN


RESET PASSWORD


[Student Offers](#)

Click on Exam menu>**Exam form & fees**. This process allows the student to do elective selection for the electives offered by the college.



All the subjects which are compulsory will be viewed along with the elective subjects automatically as seen below. Student will not be allowed to tick mark the subjects which are mandatory.


GUJARAT TECHNOLOGICAL UNIVERSITY


Login - 202010290510

Student Offers

[Sign Out](#)

EXAM FORM AND FEES

Acad. Yr. :
2020-21

Program :
BP (PHARMACY)

Enroll. No. :
202010290510

Sem. :
Semester I

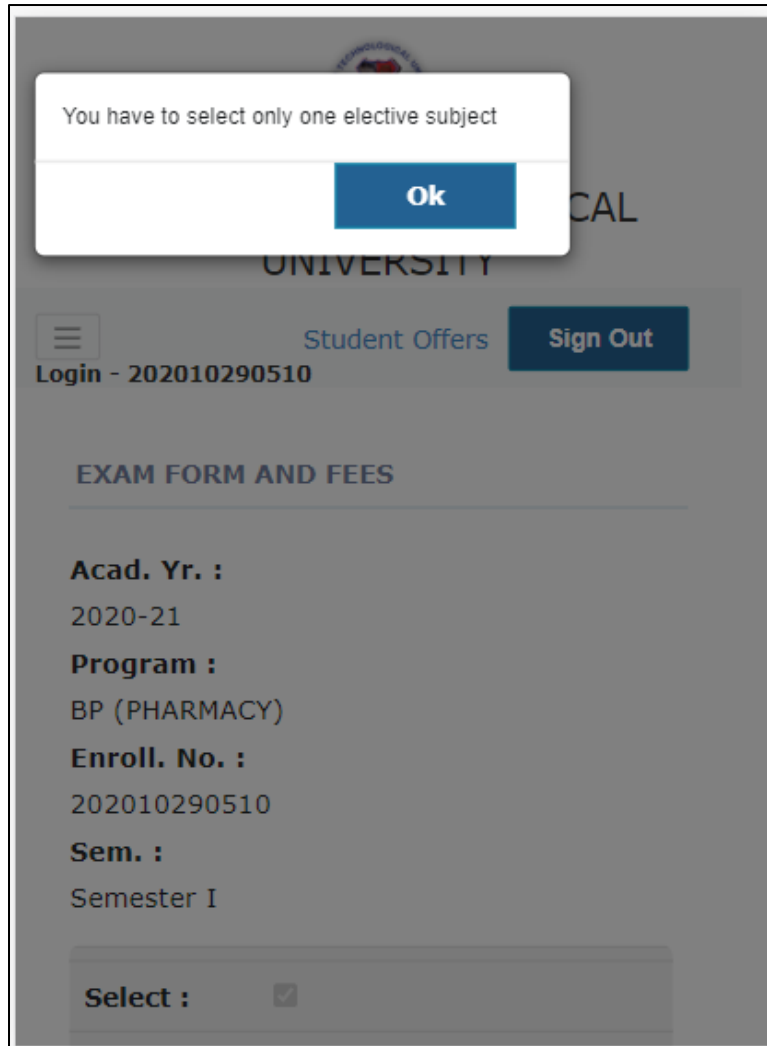
Select :

Code : BP101TP

Elective subject As seen below will be allowed to the student to tick mark. choice lies with the student whether to select elective or not based on the univeristy guidelines. Press **Save** button after selecting elective subject.

Select :	<input type="checkbox"/>
Code :	BP107TT
Category :	NUE
Subject :	Remedial Mathematics
Th Hr :	2
Pr Hr :	0
Tu Hr :	0
Total Credit :	2
<input type="button" value="Save"/>	

Elective selection is can be done of maximum 1 subject. Incase if this condition is not met, student will get the below message.



END MANUAL