

Website Link:


student_transfer.gtu.ac.in

Guidelines for Student

Home Page:

- Student Can Select Transfer Type here and click on submit to open form
- Institute Transfer

student_transfer.gtu.ac.in



Gujarat Technological University

Instruction for Institute Transfer:

[Click here for Read Guideline of transfer.](#)

The hard copy (Print out) of online application form along with copy both the NOCs and Affidavit must be submitted to GTU, Chandkheda before the last date. The application not submitted through online system, incomplete applications and applications received after the due date will not be considered.

Select Transfer Type:


Select Transfer type ▼
Select Transfer type
Institute Transfer
University Transfer

Submit

Copyright © 2014. Design by www.gtu.ac.in

- University Transfer

student_transfer.gtu.ac.in



Gujarat Technological University

Instruction for Institute Transfer:

[Click here for Read Guideline of transfer.](#)

The hard copy (Print out) of online application form along with copy both the NOCs and Affidavit must be submitted to GTU, Chandkheda before the last date. The application not submitted through online system, incomplete applications and applications received after the due date will not be considered.

Select Transfer Type:


University Transfer ▼
Select Transfer type
Institute Transfer
University Transfer

Submit

Copyright © 2014. Design by www.gtu.ac.in

Institute Transfer >New Institute Transfer Registration Page:

- Enter Enrolment Number and click on Search button to load Current details
And then Fill other details for transfer.

 Not secure | student_transfer.gtu.ac.in/studtransfer.aspx

Institute Transfer Application Form :

* Enrolment Number:	<input type="text" value="160510116005"/>	<input type="button" value="Search"/>
*Student's Name:	<input type="text" value="DESAI VRUSHABH AJAYKUMAR"/>	
*Email ID	Please Enter Valid Email address and mobile no for further Communication <input type="text" value="desaiva@smail.com"/>	
*Mobile no	<input type="text" value="9878456321"/>	
*Course:	<input type="text" value="BE"/>	
*Branch Name:	<input type="text" value="16"/> <input type="text" value="INFORMATION TECHNOLOGY"/>	
*Name Of Current(Parent) Institute:	<input type="text" value="051-ALPHA COLLEGE OF ENGINEERING & TECHNOLOGY, KHATRAJ, KALOL"/>	
*NOC & Affidavit Obtained from Parent Institute	This NOC & Affidavit will upload by your parent institute. plz contact to the institute.	
*Semester to Transfer in:	<input checked="" type="radio"/> 3 <input type="radio"/> 5 <input type="radio"/> 7	
* Name of Institute(Transferred/Receiving Institute)	<input type="text" value="001-A. D. PATEL INSTITUTE OF TECHNOLOGY, KARAMSAD"/>	
* NOC & Affidavit Obtained from Transferred/Receiving Institute	This NOC & Affidavit will upload by your Transferred/Receiving Institute. plz contact to the institute.	
Term and Condition : <input type="checkbox"/> I am aware of Rules and Regulations of the receiving institute. I am also aware of the fee structure of the receiving institute. I declare to abide by their rules, regulations and fee structure of the receiving institute. <input type="checkbox"/> I will be joining the receiving institute as soon as the transfer order is put on website by GTU.		
<div><input type="button" value="Submit"/> <input type="button" value="Print"/></div>		
<p>Notes: Submit the printout of duly filled form along with original NOC & Affidavit of Both institutes to GTU</p> <p>Gujarat Technological University Nr.Vishwakarma Government Engineering College Nr.Visat Three Roads, Visat - Gandhinagar Highway Chandkheda, Ahmedabad – 382424 - Gujarat For status of Transfer application please visit Inst Transfer</p> <p>For any Query email to "inst_transfer@gtu.edu.in"</p>		

Institute Transfer >Application Details Submitted and NOC & Affidavit file Upload Pending Status:

- Once Student details are submitted student has to inform both parent and transferring institute to upload NOC & Affidavit file from their portal.

student_transfer.gtu.ac.in/studtransfer.aspx

Institute Transfer Application Form :

Student has already done registrations

* Enrolment Number:	160510116001	Search
*Student's Name:	DESAI VRUSHABH AJAYKUMAR	
*Email ID	Please Enter Valid Email address and mobile no for further Communication desaiva@smail.com	
*Mobile no	9878456321	
*Course:	BE	
*Branch Name:	16	16-INFORMATION TECHNOLOGY
*Name Of Current(Parent) Institute:	051-ALPHA COLLEGE OF ENGINEERING & TECHNOLOGY, KHATRAJ, KALOL	
*NOC & Affidavit Obtained from Parent Institute	This NOC & Affidavit will upload by your parent institute. plz contact to the institute.	
*Semester to Transfer in:		
* Name of Institute(Transferred/Receiving Institute)	001-A. D. PATEL INSTITUTE OF TECHNOLOGY, KARAMSAD ▼	
* NOC & Affidavit Obtained from Transferred/Receiving Institute	This NOC & Affidavit will upload by your Transferred/Receiving Institute. plz contact to the institute.	
Term and Condition : <input checked="" type="checkbox"/> I am aware of Rules and Regulations of the receiving institute. I am also aware of the fee structure of the receiving institute. I declare to abide by their rules, regulations and fee structure of the receiving institute. <input checked="" type="checkbox"/> I will be joining the receiving institute as soon as the transfer order is put on website by GTU.		
Your from and to institute NOC & Affidavit is require, please ask to respective institutes to upload the same, after uploading the NOC & Affidavit you can print the submission letter.		
Notes: Submit the printout of duly filled form along with original NOC & Affidavit of Both institutes to GTU Gujarat Technological University Nr.Vishwakarma Government Engineering College Nr.Visat Three Roads, Visat - Gandhinagar Highway Chandkheda, Ahmedabad – 382424 - Gujarat For status of Transfer application please visit Inst Transfer For any Query email to "inst_transfer@gtu.edu.in"		

Institute Transfer >Successful Application (Details Submitted and NOC & Affidavit file Uploaded):

- As the institute will upload NOC and Affidavit file, student will get a notification for the same through E-mail. Student can view and download NOC and Affidavit file.
- When both institutes NOC & Affidavit file are Uploaded then Student Can take Print of form using Print Button.

student_transfer.gtu.ac.in/studtransfer.aspx

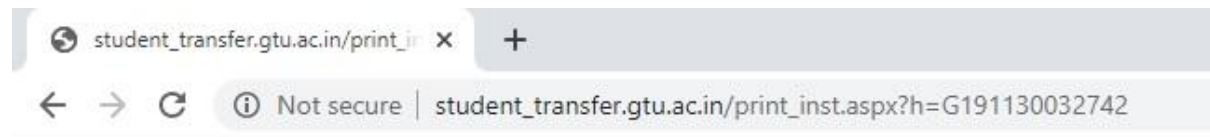
Institute Transfer Application Form :

Student has already done registrations

* Enrolment Number:	<input type="text" value="170090106061"/>	<input type="button" value="Search"/>
*Student's Name:	<input type="text" value="VAGHELA KRIPALSINH ARJUNSINH"/>	
*Email ID	<div>Please Enter Valid Email address and mobile no for further Communication</div> <input type="text" value="kripvaghela4215@gmail.com"/>	
*Mobile no	<input type="text" value="7283903918"/>	
*Course:	<input type="text" value="BE"/>	
*Branch Name:	<input type="text" value="06"/> <input type="text" value="06-CIVIL ENGINEERING"/>	
*Name Of Current(Parent) Institute:	<input type="text" value="009-C.K.PITHAWALA COLLEGE OF ENGG & TECHNOLOGY, SURAT"/>	
*NOC & Affidavit Obtained from Parent Institute	View Parent Intitute NOC & Affidavit	
*Semester to Transfer in:		
* Name of Institute(Transferred/Receiving Institute)	<input type="text" value="012-GANDHINAGAR INSTITUTE OF TECHNOLOGY, GANDHINAGAR"/> ▼	
* NOC & Affidavit Obtained from Transferred/Receiving Institute	View Transfer Intitute NOC & Affidavit	
Term and Condition :		
<input checked="" type="checkbox"/> I am aware of Rules and Regulations of the receiving institute. I am also aware of the fee structure of the receiving institute. I declare to abide by their rules, regulations and fee structure of the receiving institute.		
<input checked="" type="checkbox"/> I will be joining the receiving institute as soon as the transfer order is put on website by GTU.		
<div><input type="button" value="Print"/></div>		
Notes: Submit the printout of duly filled form along with original NOC & Affidavit of Both institutes to GTU Gujarat Technological University Nr.Vishwakarma Government Engineering College Nr.Visat Three Roads, Visat - Gandhinagar Highway Chandkheda, Ahmedabad – 382424 - Gujarat For status of Transfer application please visit Inst Transfer For any Query email to "inst_transfer@gtu.edu.in"		

Institute Transfer > Print View Page:

- On Click Download Application Button Application Print will be generated in .pdf format




 GUJARAT TECHNOLOGICAL UNIVERSITY Institute Transfer Application	
Course: BE	Application No: G191130032742
Enrollment No:	170090106061
Name:	VAGHELA KRIPALSINH ARJUNSINH
EmailID:	kripvaghela4215@gmail.com
Mobileno:	7283903918
Course:	BE
Branch Name:	06-CIVIL ENGINEERING
Semester to Transfer in:	6
Parent Institute:	009-C.K.PITHAWALA COLLEGE OF ENGG & TECHNOLOGY, SURAT
Institute Applied for Transfer:	012-GANDHINAGAR INSTITUTE OF TECHNOLOGY, GANDHINAGAR

Download Application

Institute Transfer >Print File/Pdf:

➤ Application Print File/Pdf View

 GUJARAT TECHNOLOGICAL UNIVERSITY INSTITUTE TRANSFER APPLICATION 2018-19	
Course: BE	Application No: G191130032742
Enrollment No:	170090106061
Name:	VAGHELA KRIPALSINH ARJUNSINH
Email Address:	kripvaghela4215@gmail.com
Mobile No:	7283903918
Course:	BE
Branch:	06-CIVIL ENGINEERING
Sem to transfer in:	6
Parent Institute:	009-C.K.PITHAWALA COLLEGE OF ENGG & TECHNOLOGY, SURAT
Transfer Institute:	012-GANDHINAGAR INSTITUTE OF TECHNOLOGY, GANDHINAGAR

Student's Signature

Note:

=>Documents to be submitted by students along with this print application:

a) copy of NOC and Affidavit uploaded by both Parent and Receiving institute to GTU.

b) original NOC and Affidavit will be submitted by respective parent and receiving institute to GTU.

Address for Correspondence:


Gujarat Technological University Nr.Vishwakarma Government Engineering College Nr.Visat Three Roads,
Visat - Gandhinagar Highway Chandkheda, Ahmedabad - 382424 - Gujarat

7/4/2020 2:42:32PM

University Transfer >New University Transfer Registration Page:

- Student will have to Fill form details and Upload parent institute/University NOC.


student_transfer.gtu.ac.in/Uni.aspx

 Gujarat Technological University	
University Transfer Application Form :	
If already registered enter Application No. <input type="text"/> <input type="button" value="Search"/>	
*Student's Name:	<input type="text" value="VIDHWAS RAO"/>
*Email ID:	<input type="text" value="vidhwasrao@gmail.com"/>
*Mobile No:	<input type="text" value="8939349312"/>
Course:	<input type="text" value="BE"/>
Branchname:	<input type="text" value="11-ELECTRONICS & COMMUNICATION ENGINEERING"/>
*Postal Address:	<input type="text" value="Mohash Villa,Vraj Vihar Society opposite Chirag Diamond Centre
Banunagar,Ahmedabad,Gujarat pin-382350"/>
Semester in which transfer is required :	
*Name Of Parent/Origin Institute:	<input type="text" value="SRM University"/>
*Name Of Parent/Origin University:	<input type="text" value="SRM institute of Science and Technology"/>
*NOC Obtained from Parent University:	<input type="button" value="Choose File"/> Parent Pdf N...ffidevit.pdf
*Name of Institute where transfer is required	<input type="text" value="032-L. J. INSTITUTE OF ENGINEERING AND TECHNOLOGY, AHMEDABAD"/>
*NOC & Affidavit from Institute where transfer is required	This NOC will upload by your Transferred/Receiving Institute. plz contact to the institute.
Term and Condition : <input checked="" type="checkbox"/> I am aware of Rules and Regulations of the receiving institute. I am also aware of the fee structure of the receiving institute. I declare to abide by their rules, regulations and fee structure of the receiving institute. <input checked="" type="checkbox"/> I will be joining the receiving institute as soon as the transfer order is put on website by GTU.	
<input type="button" value="Submit"/> <input type="button" value="Print"/>	

University Transfer >Application Details Submitted and NOC Upload Pending Status:

- Student can Enter Their application no. and Click on Search to load submitted details.
- When Student details are submitted student has to inform transferring institute to upload NOC & Affidavit file from their portal.

student_transfer.gtu.ac.in/Uni.aspx


Gujarat Technological University

University Transfer Application Form :

If already registered enter Application No.		<input type="text" value="G200621074253"/>	<input type="button" value="Search"/>
---	--	--	---------------------------------------

*Student's Name:	<input type="text" value="VIDHWAS RAO"/>
*Email ID:	<input type="text" value="vidhwasrao@gmail.com"/>
*Mobile No:	<input type="text" value="8939349312"/>
Course:	<input type="text" value="BE"/>
Branchname:	<input type="text" value="11-ELECTRONICS & COMMUNICATION ENGINEERING"/>
*Postal Address:	<input type="text" value="Mohash Villa Vraj Vihar Society opposite Chirag Diamond Centre
Banunagar Ahmedabad Gujarat pin-382350"/>
Semester in which transfer is required :	
*Name Of Parent/Origin Institute:	<input type="text" value="SRM University"/>
*Name Of Parent/Origin University:	<input type="text" value="SRM institute of Science and Technology"/>
*NOC Obtained from Parent University:	View Parent Institute NOC
*Name of Institute where transfer is required	<input type="text" value="032-L. J. INSTITUTE OF ENGINEERING AND TECHNOLOGY, AHMEDABAD"/>
*NOC & Affidavit from Institute where transfer is required	This NOC will upload by your Transferred/Receiving Institute. plz contact to the institute.


Term and Condition :
☐ I am aware of Rules and Regulations of the receiving institute. I am also aware of the fee structure of the receiving institute. I declare to abide by their rules, regulations and fee structure of the receiving institute.
☐ I will be joining the receiving institute as soon as the transfer order is put on website by GTU.

Your from institute NOC and to institute NOC & Affidavit is require, please ask to respective institute to upload the same, after uploading the NOC & Affidavit you can print the submission letter.

University Transfer >Successful Application (Details Submitted and NOC Uploaded):

- As the institute will upload NOC and Affidavit file, student will get a notification for the same through E-mail. Student can view and download NOC and Affidavit file.
- When both institutes NOC are Uploaded and Student Can take Print of form using Print Button.

student_transfer.gtu.ac.in/Uni.aspx

 Gujarat Technological University	
University Transfer Application Form :	
If already registered enter Application No. <input type="text" value="G191122042832"/> <input type="button" value="Search"/>	
*Student's Name:	<input type="text" value="BHAVSAR BHAVYA DINESHKUMAR"/>
*Email ID:	<input type="text" value="bhavya101097@gmail.com"/>
*Mobile No:	<input type="text" value="9409210692"/>
Course:	<input type="text" value="BE"/>
Branchname:	<input type="text" value="89-MECHANICAL ENGINEERING"/>
*Postal Address:	<input type="text" value="5 dev arya bungalows nr. uma party plot. motera ahmedabad 380005"/>
Semester in which transfer is required :	
*Name Of Parent/Origin Institute:	<input type="text" value="Indus University"/>
*Name Of Parent/Origin University:	<input type="text" value="Indus"/>
*NOC Obtained from Parent University:	View Parent Intitute NOC
*Name of Institute where transfer is required	<input type="text" value="012-GANDHINAGAR INSTITUTE OF TECHNOLOGY, GANDHINAGAR"/>
*NOC & Affidavit from Institute where transfer is required	View Transfer Intitute NOC & Affidavit
Term and Condition : <input type="checkbox"/> I am aware of Rules and Regulations of the receiving institute. I am also aware of the fee structure of the receiving institute. I declare to abide by their rules, regulations and fee structure of the receiving institute. <input type="checkbox"/> I will be joining the receiving institute as soon as the transfer order is put on website by GTU.	
<input type="button" value="Print"/>	


University Transfer > Print View Page:

- On Click [Download Application](#) Button Application Print will be generated in .pdf format

 GUJARAT TECHNOLOGICAL UNIVERSITY University Transfer Application	
Course: MC	Application No: G200619060552
Name:	Patel Parth
EmailID:	p.parth_897@xmail.in
Mobileno:	97854321
Postal Address:	Patel Nagar,Nr Sun City,Patan
Course:	MC
Branch Name:	93-MCA
Semester to Transfer in:	3
Parent Institute:	Shree Sardar Patel University
Parent University:	MCA Institute of Technology,Patan
Institute Applied for Transfer:	600-DEPARTMENT OF COMPUTER SCIENCE.MCA-HNGU (GIA),PATAN.
Download Application	

University Transfer >Print File/Pdf:

➤ Application Print File/Pdf View

 GUJARAT TECHNOLOGICAL UNIVERSITY UNIVERSITY TRANSFER APPLICATION 2018-19	
Course:	BA
Application No: G191120034036	
Name:	Anushree Sen
Email Address:	anushreesengupta1002@gmail.com
MobileNo:	9265132606
Postal Address:	A-24 Ria Bungalows, Besides Ayodhya Township, Behind Air Force Station, Makarpura, Vadodara
Course:	BA
Branch:	50-ARCHITECTURE
Sem to transfer in:	4
Parent Institute:	School Of Architecture, Vadodara Design Academy, Vadodara
Parent University:	Shri Govind Guru University, Godhra
Transfer Institute:	352-ITM SCHOOL OF ARCHITECTURE ART AND DESIGN (ITM), HALOL HIGHWAY, VADODARA

Student's Signature

Note:

=>Documents to be submitted by students along with this print application:

- a) copy of NOC and Affidavit uploaded by both Parent and Receiving institute to GTU.
- b) original NOC and Affidavit will be submitted by respective receiving institute to GTU.

Address for Correspondence:

Gujarat Technological University Nr.Vishwakarma Government Engineering College Nr.Visat Three Roads,
Visat - Gandhinagar Highway Chandkheda, Ahmedabad - 382424 - Gujarat