

INSTITUTE TRANSFER



Hewlett-Packard

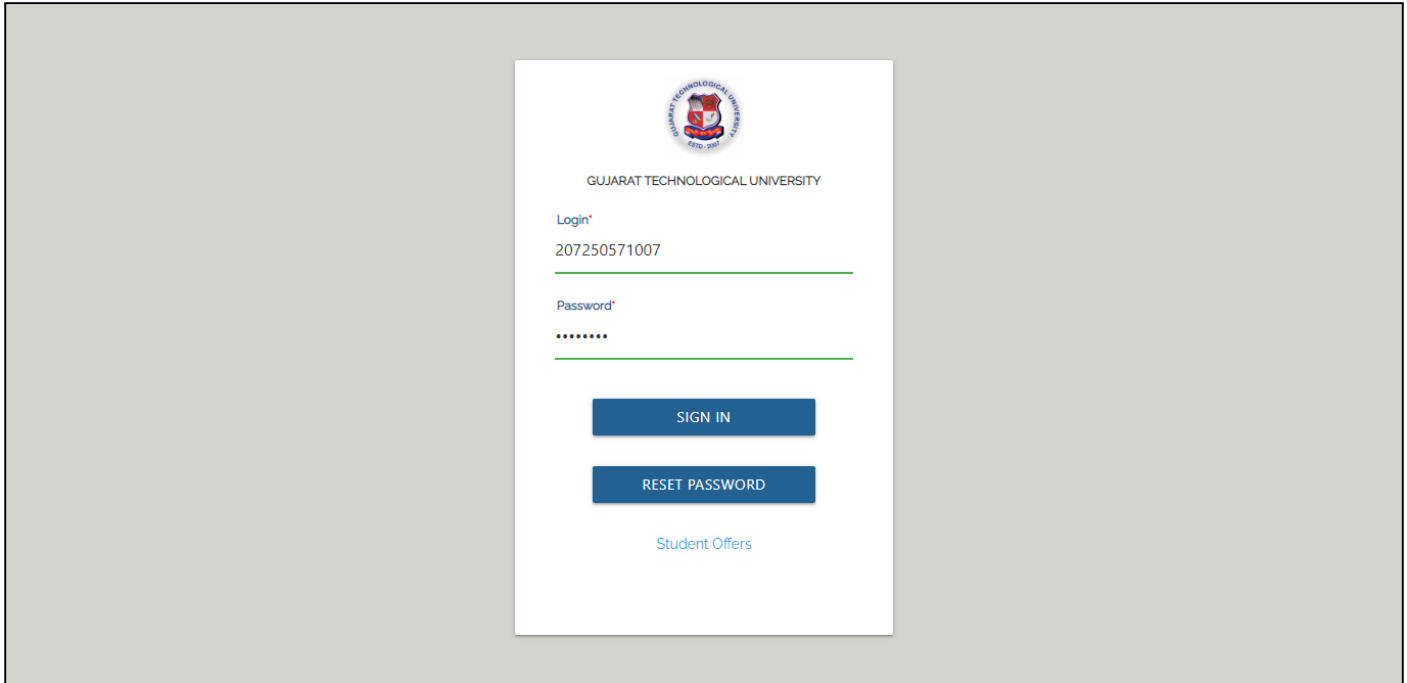
TABLE OF CONTENTS

INSTITUTE TRANSFER.....3

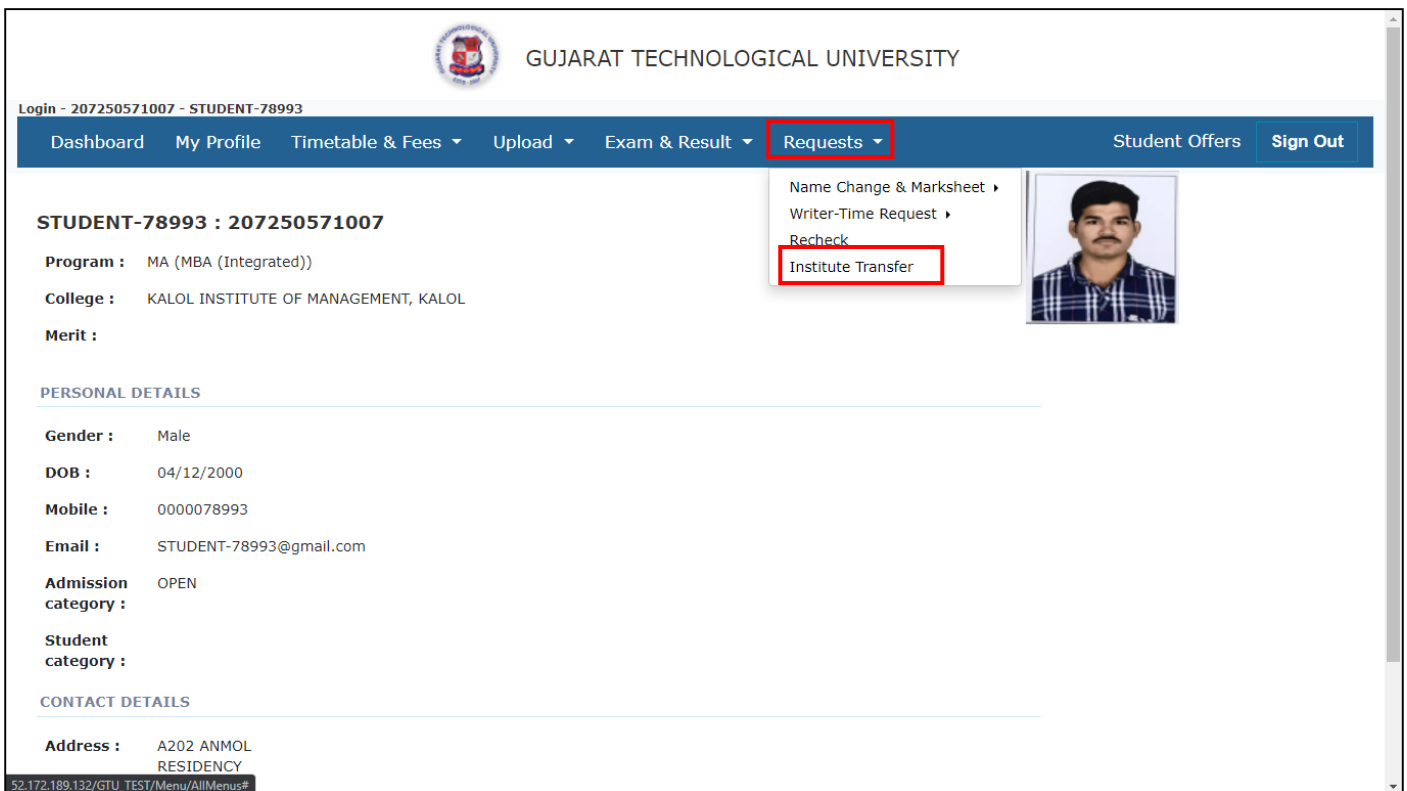
INSTITUTE TRANSFER

Purpose: Using this screen, eligible students of GTU affiliated self-finance Institutes (SFI) can apply for Institute Transfer.


1. Login with student login credential.



After clicking on sign in below screen will display, in screen click on **Requests** --> **Institute Transfer**.



3. After clicking on **Institute Transfer** menu below screen will display.

GUJARAT TECHNOLOGICAL UNIVERSITY

Login - 207250571007 - STUDENT-78993

DashboardMy ProfileTimetable & FeesUploadExam & ResultRequestsStudent OffersSign Out

TRANSFER DETAILS

Current /Parent Institution : KALOL INSTITUTE OF MANAGEMENT, KALOL

Transfer In Institute :*
--Select--

Transfer In Semester :*
--Select--

TERMS AND CONDITION

☐ I am aware of Rules and Regulations of the receiving institute. I am also aware of the fee Structure of the receiving institute. I declare to abide by their rules, registration and fee structure of the receiving institute.


☐ I Will be joining the Received institute as soon as the transfer order is put on website by GTU

SaveSubmit

DOCUMENT STATUS

Document	Status	Date
Parent Institute NOC		

Note - Only those **Colleges** will be displayed in **Transfer In Institute** dropdown which has seats available in particular admission category.

GUJARAT TECHNOLOGICAL UNIVERSITY

Login - 207250571007 - STUDENT-78993

DashboardMy ProfileTimetable & FeesUploadExam & ResultRequestsStudent OffersSign Out

TRANSFER DETAILS

Current /Parent Institution : KALOL INSTITUTE OF MANAGEMENT, KALOL

Transfer In Institute :*
--Select--
(729)L. J. INSTITUTE OF MANAGEMENT STUDIES, AHMEDABAD
(730)L. J. INSTITUTE OF COMPUTER APPLICATIONS (MBA), AHMEDABAD
(736)N. R. VEKARIA INSTITUTE OF BUSINESS MANAGEMENT STUDIES, JUNAGHADH
(803)PATEL GROUP OF INSTITUTIONS, MOTI DAU

Transfer In Semester :*
--Select--

TERMS AND CONDITION

☐ I am aware of Rules and Regulations of the receiving institute. I am also aware of the fee Structure of the receiving institute. I declare to abide by their rules, registration and fee structure of the receiving institute.

☐ I Will be joining the Received institute as soon as the transfer order is put on website by GTU

SaveSubmit

DOCUMENT STATUS

Document	Status	Date
Parent Institute NOC		

Case 1: Regular students can apply for institute (SFI) transfer from 3rd semester onwards and **Lateral Students** can apply for institute (SFI) transfer from 4th semester onwards. Students studying in last semester of a program will not be allowed to apply for **Institute Transfer**.

1. Select college from **Transfer in Institute** dropdown and select **Transfer in Semester** dropdown .
2. Click on **Save** button.

The screenshot shows the GTU Student Portal interface. At the top, there's a header with the GTU logo and name. Below it, a navigation bar contains links like Dashboard, My Profile, Timetable & Fees, Upload, Exam & Result, Requests, Student Offers, and Sign Out. The main content area is titled "TRANSFER DETAILS". It shows the current parent institution as "KALOL INSTITUTE OF MANAGEMENT, KALOL". Under "Transfer In Institute", a dropdown menu is open, showing "(729)L. J. INSTITUTE OF MANAGEMENT STUDIES, AHMEDABAD". Under "Transfer In Semester", a dropdown menu shows "Semester IV". Below this, there's a "TERMS AND CONDITION" section with two checkboxes. The first checkbox is checked, and the second is not. At the bottom of this section, there are two buttons: "Save" (highlighted with a red box) and "Submit". Below the terms section, there's a "DOCUMENT STATUS" section with a table. The table has columns for Document, Status, and Date. The first row shows "Parent Institute NOC" with a status of "Pending".

GUJARAT TECHNOLOGICAL UNIVERSITY

Login - 207250571007 - STUDENT-78993

Dashboard My Profile Timetable & Fees Upload Exam & Result Requests Student Offers Sign Out

TRANSFER DETAILS

Current /Parent Institution : KALOL INSTITUTE OF MANAGEMENT, KALOL

Transfer In Institute : (729)L. J. INSTITUTE OF MANAGEMENT STUDIES, AHMEDABAD

Transfer In Semester : Semester IV

TERMS AND CONDITION

☒ I am aware of Rules and Regulations of the receiving institute. I am also aware of the fee Structure of the receiving institute. I declare to abide by their rules, registration and fee structure of the receiving institute.

☐ I Will be joining the Received institute as soon as the transfer order is put on website by GTU

Save Submit

DOCUMENT STATUS

Document	Status	Date
Parent Institute NOC	Pending	

3. After saving the record **Data saved successfully but yet to be Submit** message will display.

The screenshot shows the GTU Student Portal interface after saving the record. A modal dialog box is displayed in the center, with the message "Data Saved Successfully but yet to be Submit" and an "Ok" button. The background is dimmed. The "TRANSFER DETAILS" section is still visible, showing the same information as before. The "TERMS AND CONDITION" section is also visible. The "DOCUMENT STATUS" section now shows the status of "Parent Institute NOC" as "Pending".

GUJARAT TECHNOLOGICAL UNIVERSITY

Login - 207250571007 - STUDENT-78993

Dashboard My Profile Timetable & Fees Upload Exam & Result Requests Student Offers Sign Out

TRANSFER DETAILS

Current /Parent Institution : KALOL INSTITUTE OF MANAGEMENT, KALOL

Transfer In Institute : (729)L. J. INSTITUTE OF MANAGEMENT STUDIES, AHMEDABAD

Transfer In Semester : Semester IV

TERMS AND CONDITION

☒ I am aware of Rules and Regulations of the receiving institute. I am also aware of the fee Structure of the receiving institute. I declare to abide by their rules, registration and fee structure of the receiving institute.

☐ I Will be joining the Received institute as soon as the transfer order is put on website by GTU

Save Submit

DOCUMENT STATUS

Document	Status	Date
Parent Institute NOC	Pending	

4. Click on **Ok** button for proceeds further.

Note: Until Submit button is not press, the student can change the college if required.

5. Under **TERMS AND CONDITION** section, select the **checkbox** and click on **Submit** button.

The screenshot shows the GTU student portal interface. At the top, there is a header with the university logo and name. Below the header, a navigation bar contains links: Dashboard, My Profile, Timetable & Fees, Upload, Exam & Result, Requests, Student Offers, and Sign Out. The main content area is titled "TRANSFER DETAILS" and shows the current parent institution as "KALOL INSTITUTE OF MANAGEMENT, KALOL". Below this, there are dropdown menus for "Transfer In Institute" (selected as "(729)L. J. INSTITUTE OF MANAGEMENT STUDIES, AHMEDABAD") and "Transfer In Semester" (selected as "Semester IV"). The "TERMS AND CONDITION" section follows, with two checkboxes: "I am aware of Rules and Regulations of the receiving institute. I am also aware of the fee Structure of the receiving institute. I declare to abide by their rules, registration and fee structure of the receiving institute." and "I Will be joining the Received institute as soon as the transfer order is put on website by GTU". Both checkboxes are checked. Below the checkboxes are "Save" and "Submit" buttons. The "Submit" button is highlighted with a red box. At the bottom, there is a "DOCUMENT STATUS" table with columns "Document", "Status", and "Date". The table shows one entry: "Parent Institute NOC" with a status of "Pending".

GUJARAT TECHNOLOGICAL UNIVERSITY

Login - 207250571007 - STUDENT-78993

Dashboard My Profile Timetable & Fees Upload Exam & Result Requests Student Offers Sign Out

TRANSFER DETAILS

Current /Parent Institution : KALOL INSTITUTE OF MANAGEMENT, KALOL

Transfer In Institute : (729)L. J. INSTITUTE OF MANAGEMENT STUDIES, AHMEDABAD

Transfer In Semester : Semester IV

TERMS AND CONDITION

☒ I am aware of Rules and Regulations of the receiving institute. I am also aware of the fee Structure of the receiving institute. I declare to abide by their rules, registration and fee structure of the receiving institute.

☒ I Will be joining the Received institute as soon as the transfer order is put on website by GTU

Save Submit

DOCUMENT STATUS

Document	Status	Date
Parent Institute NOC	Pending	

6. After submit the record **Data Submitted successfully** message will display and **Pay Now** button will get enabled.

The screenshot shows the GTU student portal interface after the transfer request has been submitted. A modal dialog box is displayed in the center of the screen with the message "Data submitted Successfully" and an "Ok" button. The background is dimmed. The "TRANSFER DETAILS" section is visible, showing the same information as the previous screenshot. Below the "TERMS AND CONDITION" section, a "Pay Now" button is now enabled. The "DOCUMENT STATUS" table has been updated to show three entries: "Parent Institute NOC", "Parent Institue Affidavit", and "Receiving Institute NOC", all with a status of "Pending".

Data submitted Successfully

Ok

Login - 207250571007 - STUDENT-78993

Dashboard My Profile Timetable & Fees Upload Exam & Result Requests Student Offers Sign Out

TRANSFER DETAILS

Current /Parent Institution : KALOL INSTITUTE OF MANAGEMENT, KALOL

Transfer In Institute : (729)L. J. INSTITUTE OF MANAGEMENT STUDIES, AHMEDABAD


Transfer In Semester : Semester IV

Pay Now

DOCUMENT STATUS

Document	Status	Date
Parent Institute NOC	Pending	
Parent Institue Affidavit	Pending	
Receiving Institute NOC	Pending	

7. Click on **Pay Now** button to pay the fee for institute transfer.

GUJARAT TECHNOLOGICAL UNIVERSITY

Login - 207250571007 - STUDENT-78993

DashboardMy ProfileTimetable & FeesUploadExam & ResultRequestsStudent OffersSign Out

TRANSFER DETAILS

Current /Parent Institution : KALOL INSTITUTE OF MANAGEMENT, KALOL

Transfer In Institute : (729)L. J. INSTITUTE OF MANAGEMENT STUDIES, AHMEDABAD

Transfer In Semester : Semester IV

Pay Now

DOCUMENT STATUS

Document	Status	Date
Parent Institute NOC	Pending	
Parent Institute Affidavit	Pending	
Receiving Institute NOC	Pending	

8. Select the payment option and proceed with the payment.

Airpay Tech SandboxEnglish

Order Id: MF202204499 | Amount : ₹ 500.00

Credit Card

Debit Card

Net Banking

UPI

Wallet

RTGS / NEFT

Pay Later

✓ You are in Sandbox mode (Your account will not be charged)

Card Number

Card Holder Name

YASHPAL SINGH RAJPUROHIT

Card Exp Date

CVV

MAKE PAYMENT

Please note: If your credit or debit card has not been used for ecommerce transactions, it will be **blocked** by your bank for all online transactions as per RBI notification effective March 16, 2020.

In case your transaction is failing, please contact your card issuing bank to **enable** your card for online transactions.


airpay

Convenience fee of ₹ 0.00 has been levied by Airpay Tech Sandbox.

Your transaction will appear on your bank or credit statement as 'airpay' or 'Airpay Tech Sandbox'. To Cancel this transaction, please [click here](#)

javascriptvoid(0)

9. Once payment is successfully done, the student will get **Payment details** page & can download receipt by clicking on **Receipt** button. Same receipt will be seen in **Payment History** page.

 GUJARAT TECHNOLOGICAL UNIVERSITY

Login - - STUDENT-78993

DashboardMy ProfileTimetable & FeesUploadExam & ResultRequestsStudent OffersSign Out

PAYMENT DETAILS

Receipt No :MF/0001269

Name :STUDENT-78993

Program :MASTER OF BUSINESS ADMINISTRATION
(INTEGRATED / APPLIED MANAGEMENT)

Semester :Semester III

Enrollment No :207250571007

Year :2021-22

Payment Date :

Sr No.	Fee Type	Fee Amt.
1	Institute Transfer	500

Total Amount :500

Amount In Words :FIVE HUNDRED ONLY

TRANSACTION DETAILS


Payment Mode :Online

Txn No. :410022

Print Receipt

Note: Once payment is done successfully, institute transfer request go for approval to respective authority person & Once they Approve or Reject the record same status will reflect under Document Status section

Case 2: Students who have taken admission on **Tuition Fees Waiver (TFW)** seats will not be eligible to apply for Institute (SFI) Transfer.

 GUJARAT TECHNOLOGICAL UNIVERSITY

Login - 200020107041 - STUDENT-32276


DashboardMy ProfileTimetable & FeesUploadExam & Result100 ActivityRequestsStudent OffersSign Out

STUDENT-32276 : 200020107041

Program :BE (COMPUTER ENGINEERING)

College :AHMEDABAD INSTITUTE OF TECHNOLOGY, GOTA,
AHMEDABAD

Merit :



PERSONAL DETAILS

Gender :Male

DOB :16/07/2003

Mobile :0000032276

Email :STUDENT-32276@gmail.com

Admission category :TFW

Student category :

CONTACT DETAILS

Address :D/35 , TIRUPATI
SOCIETY

After clicking on **Save / Submit** button application will display ‘**You are not eligible for Institute Transfer**’ message.

Login - 200020107041 - STUDENT-32276

Dashboard My Profile Timetable & Fees Upload Exam & Result Attendance Requests Student Offers Sign Out

TRANSFER DETAILS

Current /Parent Institution : AHMEDABAD INSTITUTE OF TECHNOLOGY, GOTA, AHMEDABAD

Transfer In Institute :* --Select--

Transfer In Semester :* --Select--

TERMS AND CONDITION

☐ I am aware of Rules and Regulations of the receiving institute. I am also aware of the fee Structure of the receiving institute. I declare to abide by their rules, registration and fee structure of the receiving institute.

☐ I Will be joining the Received institute as soon as the transfer order is put on website by GTU

Save Submit

DOCUMENT STATUS

Document	Status	Date
Parent Institute NOC		

Case 3: Students who comes under **UFM** status of current semester will not be eligible to apply for Institute Transfer.

Case 4: Students who comes under **Detained** status of current semester will not be eligible to apply for Institute Transfer.

END MANUAL