

Online Answerbook Viewing form filling through e-Payment system.

1. Search result of the student in site (<http://gturesults.in/>). And Go to apply for answerbook viewing option by clicking on button.

The screenshot shows the Gujarat Technological University Ahmedabad website. The search results for a student in Winter 2019 are displayed. The student's details are partially obscured by a blue box. A table shows the subject 'Engineering Graphics' with a grade of 'DD' and a 'SELECT' button. Below the table, the student's current semester backlog is 0, total backlog is 0, SPI is -, CPI is 5.20, and CGPA is 5.40. A green banner at the bottom reads 'Congratulations! You have passed this exam.' and 'Last Updated on- 06 May 2020'. A blue button labeled 'Apply for Answerbook viewing' is visible on the right side of the page.

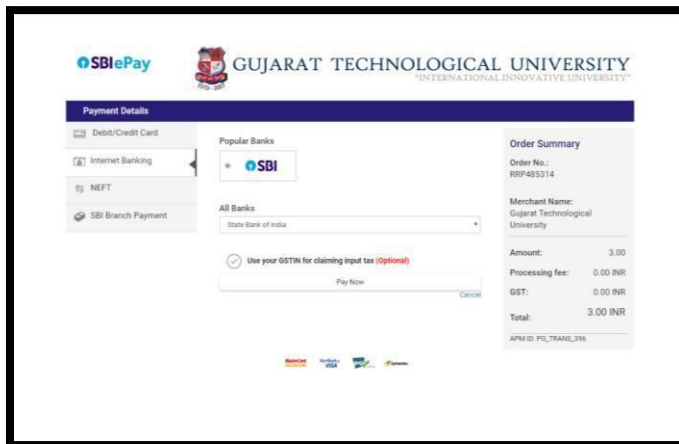
2. Select subjects and click on “Pay fee and generate form” button.

The screenshot shows the Gujarat Technological University Ahmedabad Re-Check Application page. The search results for a student are displayed. The student's details are partially obscured by a blue box. A table shows the subject 'Engineering Graphics' with a grade of 'DD' and a 'SELECT' button. Below the table, the total amount is 0. A blue button labeled 'Pay Fees & Generate Form' is visible at the bottom of the page.

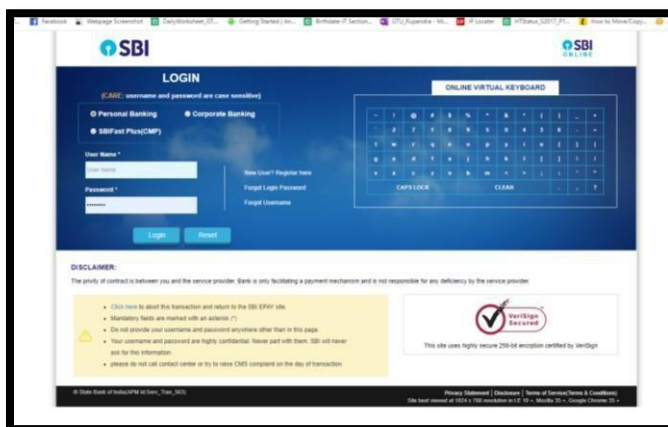
3. Check detail and confirm if everything seems ok.

The screenshot shows the Gujarat Technological University Ahmedabad Payment Details page. The student's details are displayed, including the enrollment number, name, and session/year. The amount to be paid is 3. A blue button labeled 'Pay Now' is visible at the bottom of the page. A red warning message states: 'Please do not make payment through Debit-Card for more than 2000 rupees transaction.'

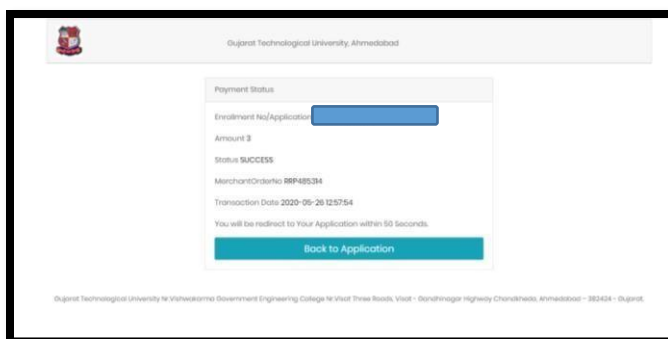
4. Choose any payment option and pay the amount using the same.



5. Like here I choose SBI online payment option.



6. After completion of payment, you can see the confirmation page like below.



7. Then you will get the answerbook viewing receipt. The receipt don't need to submit in institute. Just keep it with you for further reference.