GTU SWAMI VIVEKANANDA IAS STUDY CENTRE · ADMISSION 2026-27

GUJARAT TECHNOLOGICAL UNIVERSITY
AN INTERNATIONAL INNOVATIVE UNIVERSITY
(Accredited with A+ Grade by NAAC)
State Government University

HOW TO APPLY: PROCESS FLOW

TOTAL SEATS	APPLY ONLINE AT	LAST DATE	REGISTRATION FEE
50	**gtuadm.samarth.edu.in**  **Scan to apply**	**30 Nov 2026, 23:59 hrs**	**NIL**

FOR APPLYING FOR THE PROGRAM CANDIDATE HAS TO “REGISTER” THROUGH THIS LINK

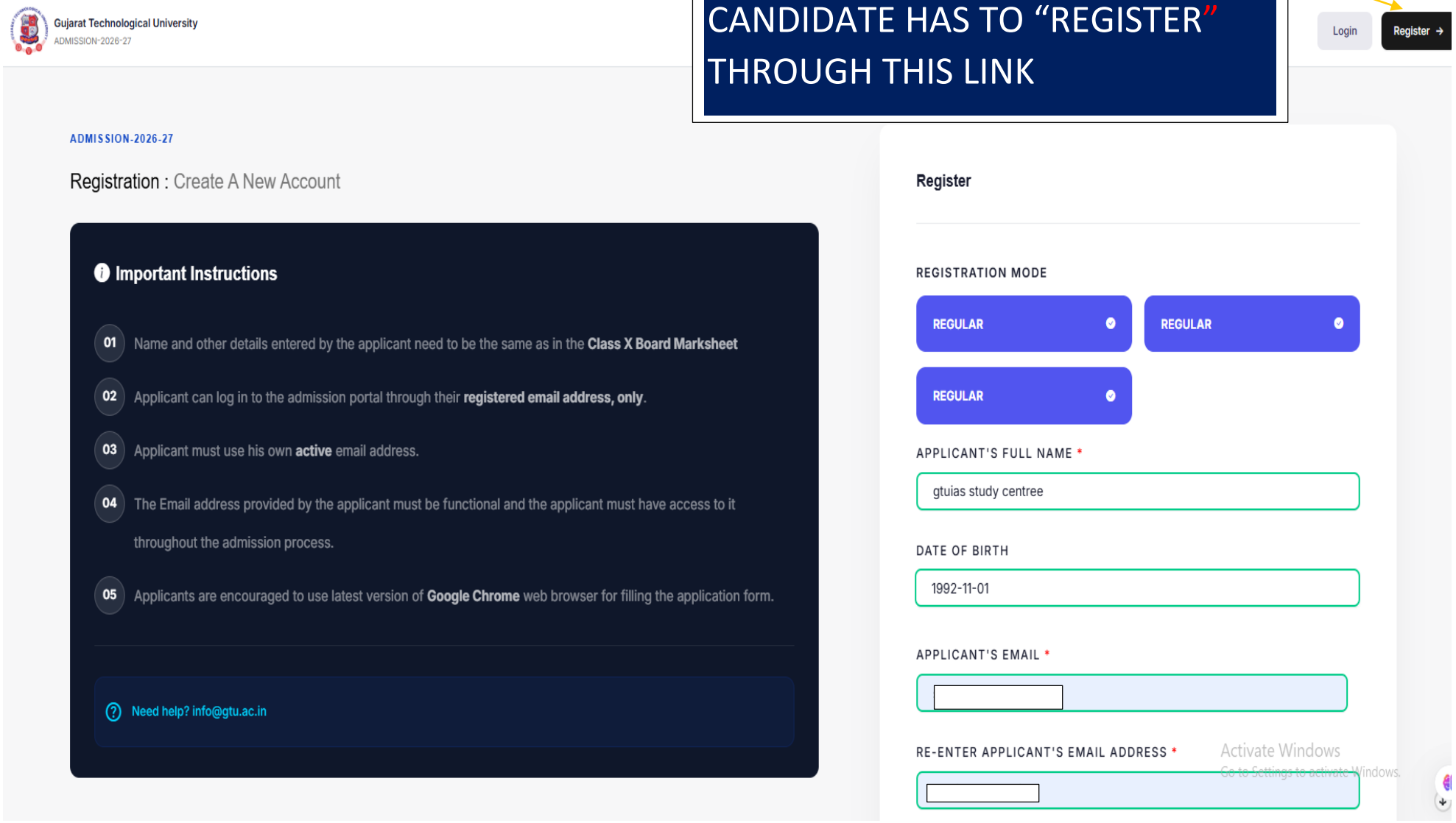

Important Instructions

01 Name and other details entered by the applicant need to be the same as in the **Class X Board Marksheet**

02 Applicant can log in to the admission portal through their **registered email address, only**.

03 Applicant must use his own **active** email address.

04 The Email address provided by the applicant must be functional and the applicant must have access to it throughout the admission process.

05 Applicants are encouraged to use latest version of **Google Chrome** web browser for filling the application form.

Need help? info@gtu.ac.in

IT IS UTMOST NECESSARY TO READ THE ABOVE INSTRUCTIONS BEFORE STARTING FILLING UP THE FORM


Gujarat Technological University
ADMISSION-2026-27
Help Center
Public Notice
More
Login
Register
Succes
Your accou
EMAIL ID AND MOBILE NUMBER WILL BE VALIDATED THROUGH ONE-TIME OTP SENT TO THE PROVIDED REGISTERED EMAIL ID AND MOBILE NUMBER WHILE REGISTRATION.
Enter OTP to continue
Time remaining: 14 min 54 sec
OTP sent to so.***@gtu.edu.in & 99******55
MAIL AND SMS OTP
Enter OTP
CAPTCHA VERIFICATION
224364
ENTER CAPTCHA

Verify OTP
Activate Windows
Go to Settings to activate Windows.

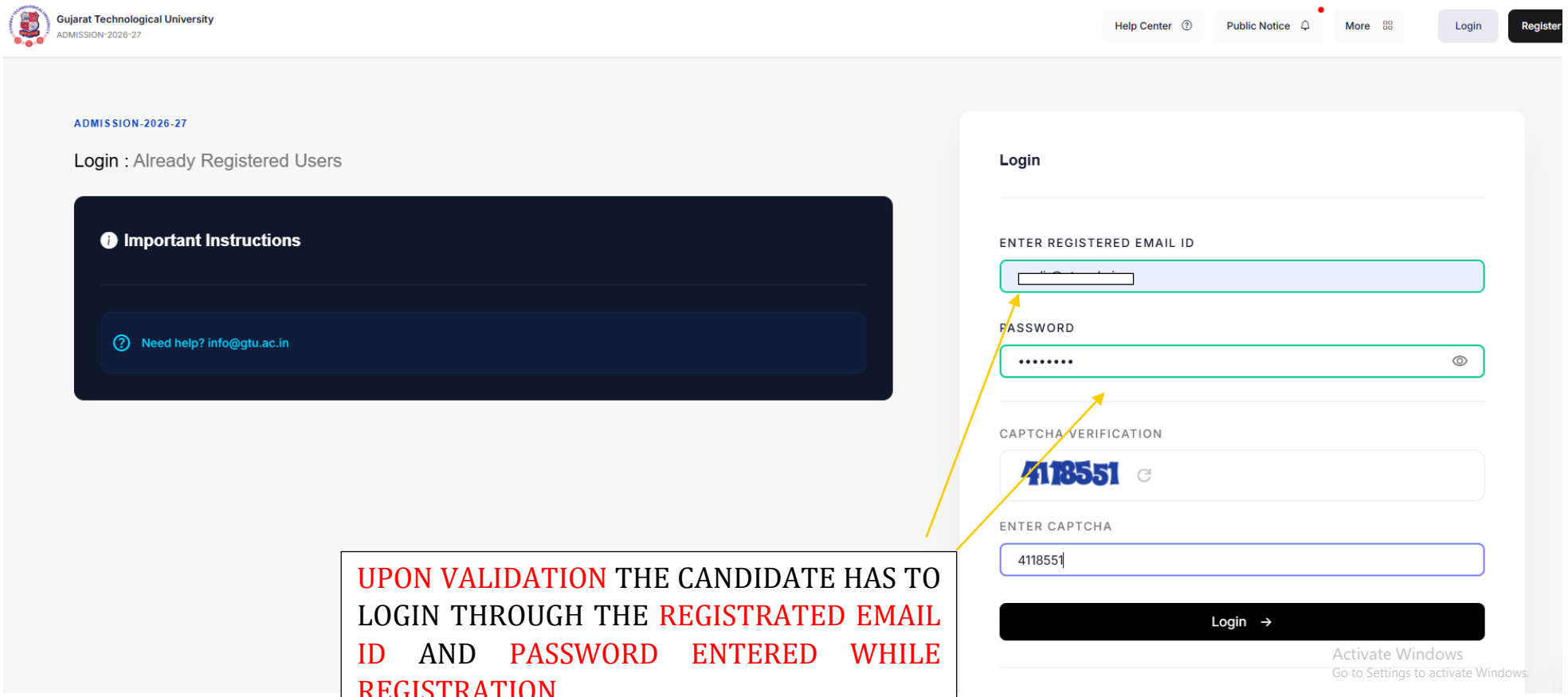

UPON VALIDATION THE CANDIDATE HAS TO LOGIN THROUGH THE REGISTRATED EMAIL ID AND PASSWORD ENTERED WHILE REGISTRATION

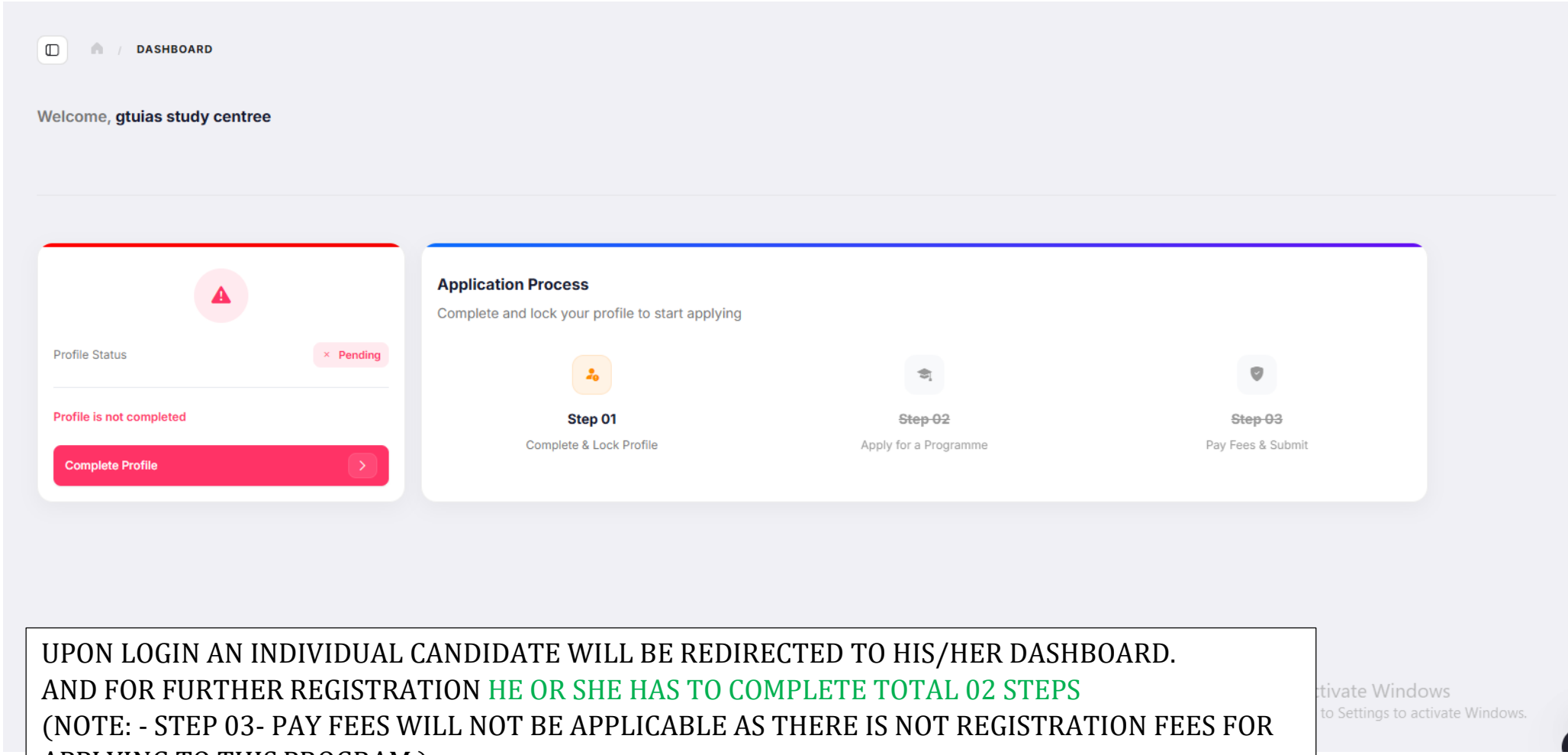

UPON LOGIN AN INDIVIDUAL CANDIDATE WILL BE REDIRECTED TO HIS/HER DASHBOARD.
AND FOR FURTHER REGISTRATION HE OR SHE HAS TO COMPLETE TOTAL 02 STEPS
(NOTE: - STEP 03- PAY FEES WILL NOT BE APPLICABLE AS THERE IS NOT REGISTRATION FEES FOR APPLYING TO THIS PROGRAM.)

STEP 01-COMPLETING PROFILE UPON LOGIN

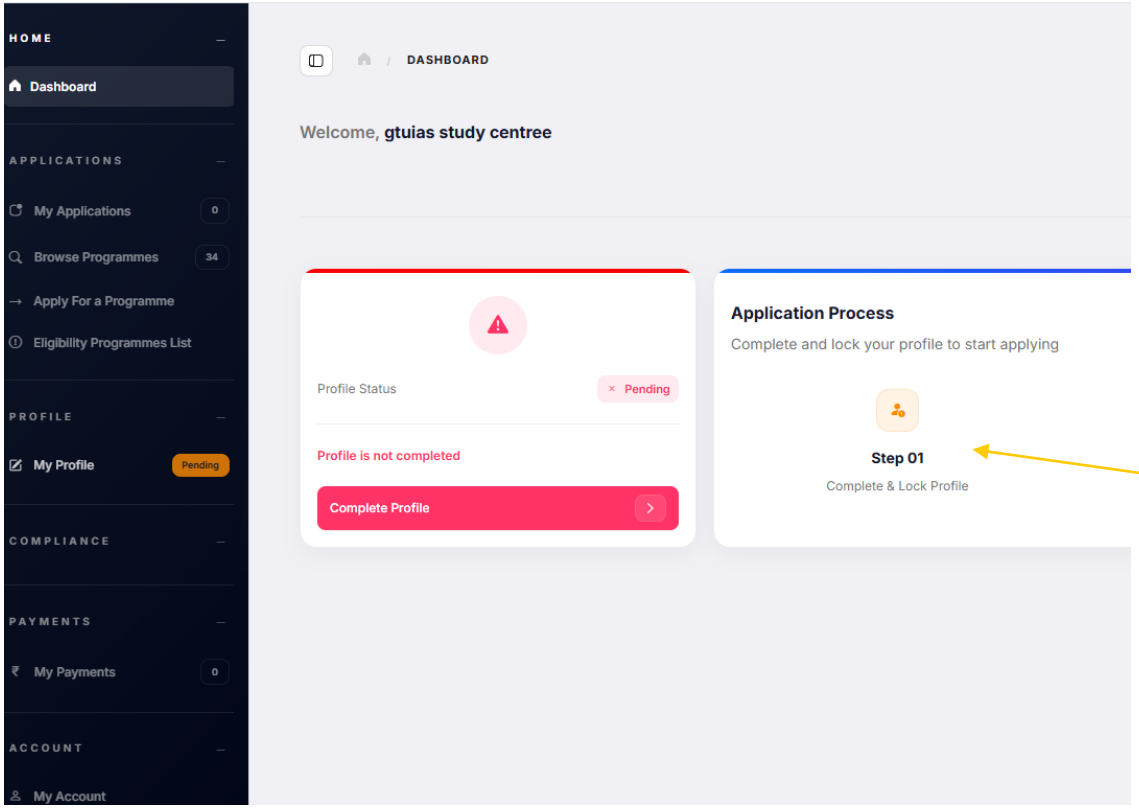

STEP 01-CONSISTS OF COMPLETING THE PROFILE. IN SIMPLE WORDS, CANDIDATE HAS TO FILL UP HIS OR HER BASIC DETAILS RELATED TO THE PERSONAL DETAILS, FAMILY DETAILS, OTHER INFO AND UPLOAD THE RELEVANT SUPPORTING DOCUMENTS TO LOCK THE PROFILE

"PLEASE REFER SUBSEQUENT SCREENSHOTS FOR FURTHER INFORMATION"

Personal Details

Full Name of the Applicant *
gtuias study centree

Applicant's Registered Email *
[redacted]

Registered Mobile Number *
[redacted]

Alternate Email
[redacted]

Alternate Mobile Number (Parent's/Guardian's)
[redacted]

Applicant Date of Birth *
1 | November | 1992

Age as on Jan 1, 2026 *
33 Years 2 Month 0 Days

Applicant's Gender *
Female

Category *
General / Open Category / Unreserved

Marital Status
Unmarried

Blood Group
O+

Are you citizen of India ? *
Yes

Religion
Hinduism

Activate Windows
Go to Settings to activate Windows.

FILLING UP THE PERSONAL DETAILS FOR STEP-01

FILLING UP THE PERSONAL DETAILS FOR STEP-01

Country *

India

State *

Gujarat

District *

gujarat

Village/Town/City *

AHMEDABAD

Family Details

Mother's Name *

rr

Mother's Mobile Number

Mother's Occupation

Not Applicable

Mother's Qualification

None

Mother's Office Address

gg

Mother Staff Type

gg

Activate Windows
Go to Settings to activate Windows.

FILLING UP THE PERSONAL DETAILS FOR STEP-01

Permanent Address Click if Same As Correspondence Address

Address *

Address Line 2 *

Country *
India

State *
Gujarat

District *
Ahmedabad

City *
AHMEDABAD

Pin Code *

Activate Windows

Bank details for Financial assistance and refund if applicable

If you don't have your own bank account, please provide details of your parent/guardian's bank account where you would like to receive the refund if any.

Name of the Account Holder
rr

Account Number
••

Confirm Account Number
rr

Name of the Bank
rr

Bank Branch Name
rr

IFSC Code
sbin0062553

Address

Correspondence Address

Address *
raghuram

Address Line 2 *
pur

Country *
India

State *
Gujarat

Activate Windows
Go to Settings to activate Windows.

REVIEWING THE PERSONAL DETAILS FOR STEP-01

Your Personal Details are successfu
saved.

PERSONAL INFO | OTHER INFO | UPLOADS | FINAL PREVIEW

Your basic **personal details**.

Personal Details — Update

Full Name of the Applicant
gtuias study centree

Applicant's Registered Email
[redacted]

Registered Mobile Number
[redacted]

Date of Birth
1 November 1992

Age as on Jan 1, 2026
33 Years 2 Month 0 Days

Applicant's Gender
Female

Alternate Email
[redacted]

Alternate Mobile Number (Parent's/Guardian's)
[redacted]

Category
General / Open Category / Unreserved

Blood Group
O+

Religion
Hinduism

Nationality
Indian

Permanent Address

Correspondence Address

Activate Windows
Go to Settings to activate Windows.

REVIEWING THE PERSONAL DETAILS FOR STEP-01

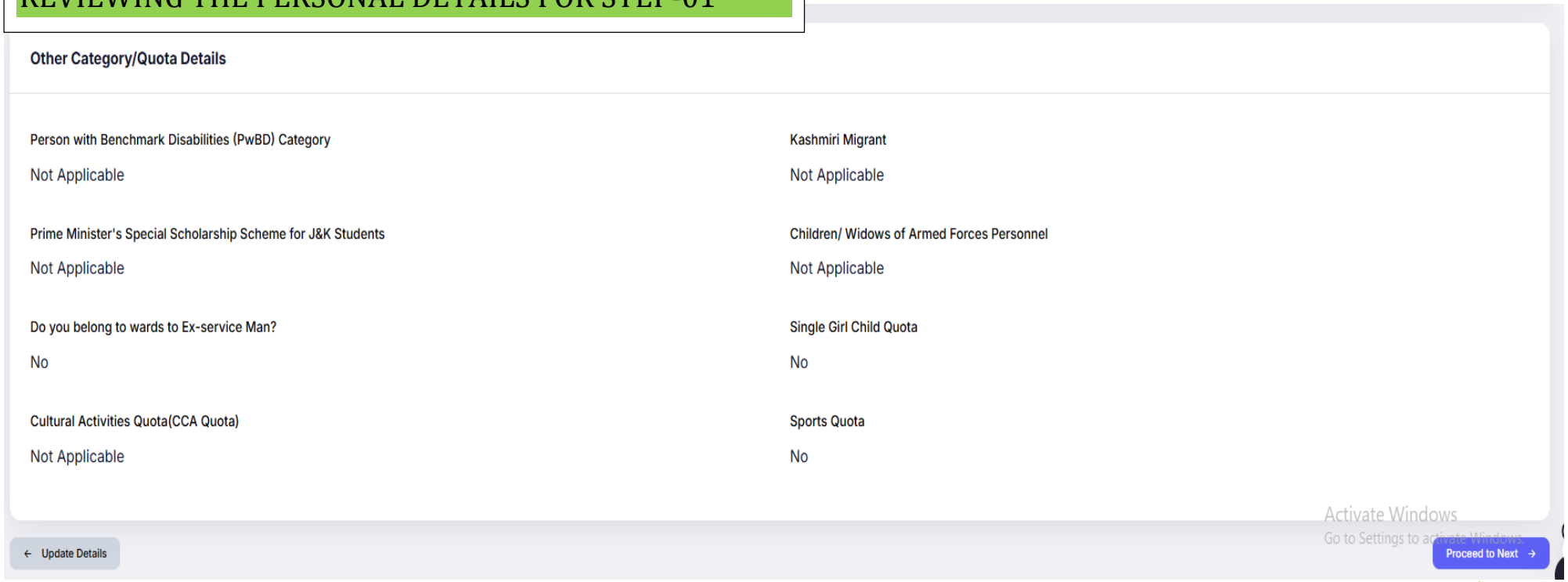

UPON FILLING UP AND REVIEWING THE PERSONAL DETAILS CLICK ON PROCEED TO NEXT

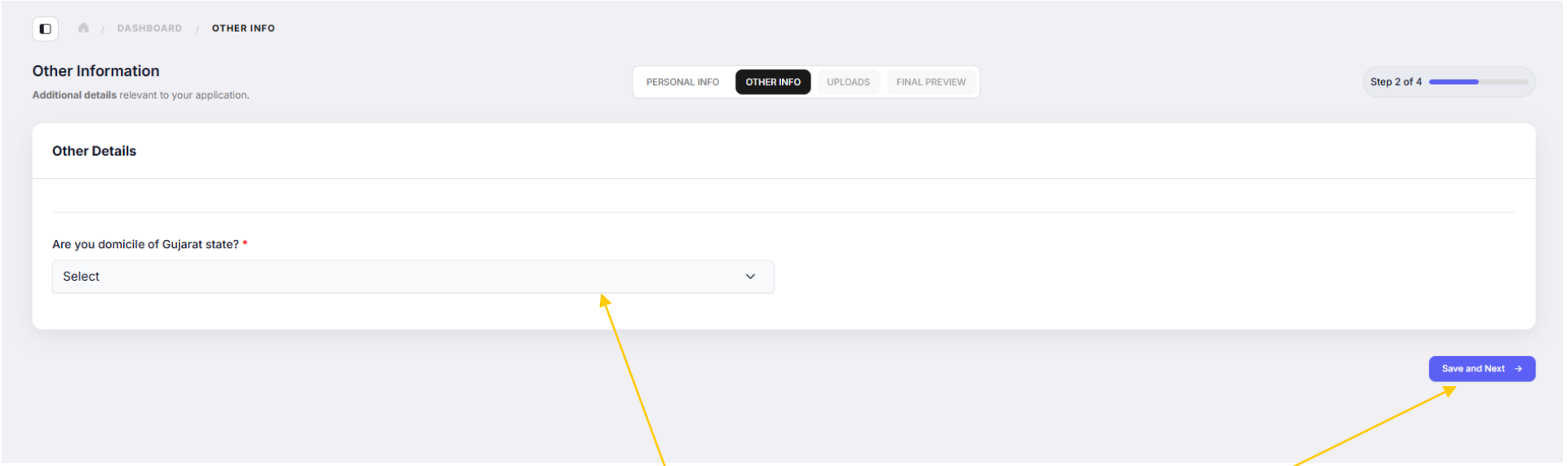

CANDIDATE IS REQUIRED TO CHOOSE WHETHER HE IS DOMICILE OF GUJARAT (YES/NO)
IN OTHER INFO AND THEN CLICK ON SAVE AND NEXT

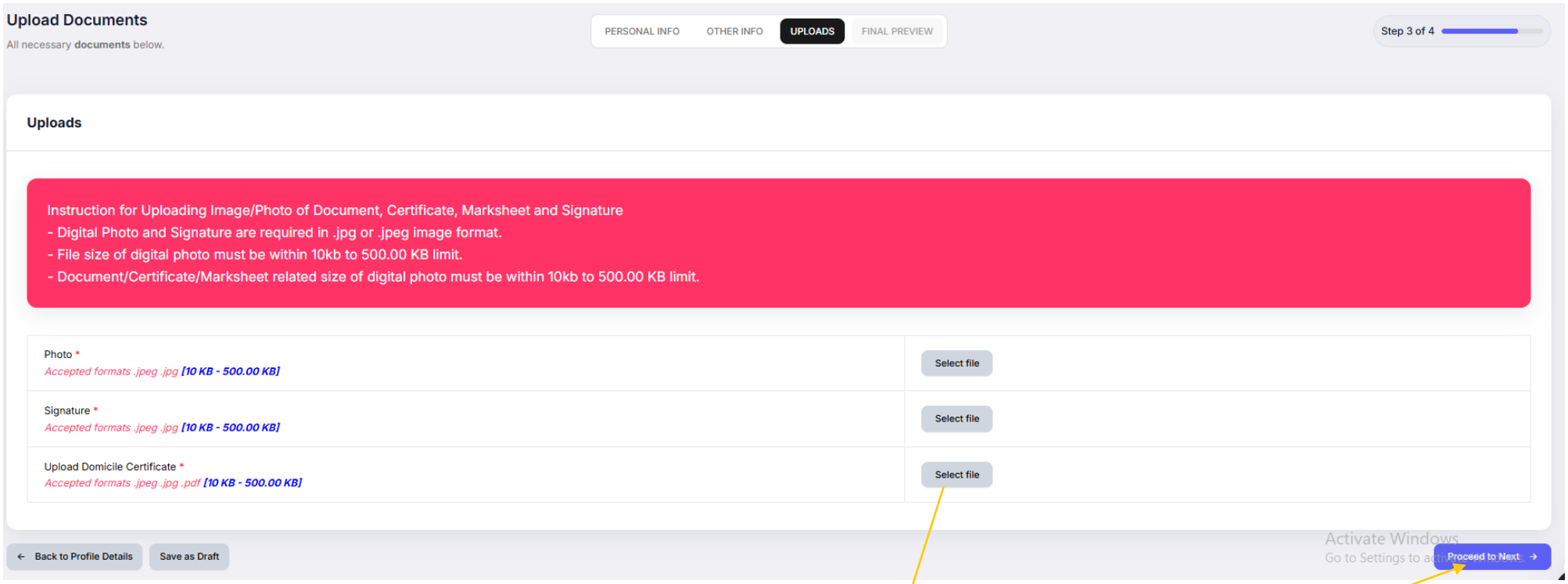

CANDIDATE HAS TO UPLOAD PHOTO, SIGNATURE AND DOMICILE CERTIFICATE AS PER THE STANDARD SIZE PRESCRIBED IN THE PORTAL, CLICK ON SELECT FILE, AND THEN UPLOAD, FOLLOWED WITH "PROCEED TO NEXT"

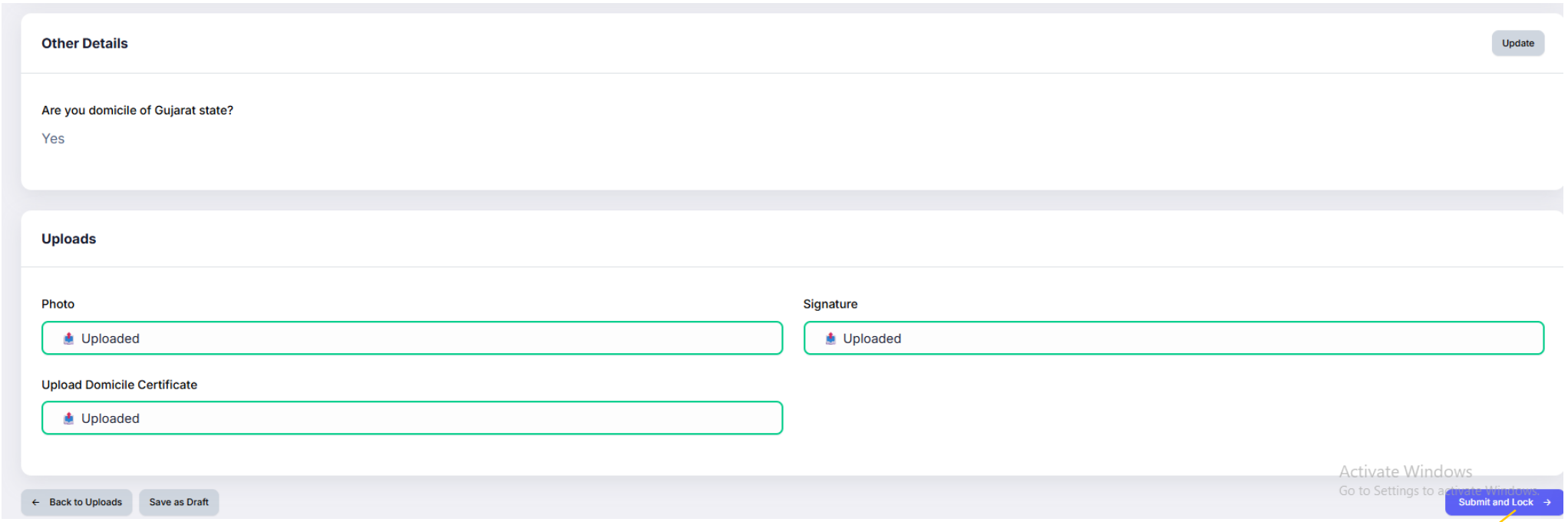

AFTER COMPLETING UPLOAD, CANDIDATE ARE REQUIRED TO CLICK ON "SUBMIT AND LOCK" UPON DEEP REVIEW OF THE DETAILS AND UPLOADED DOCUMENTS

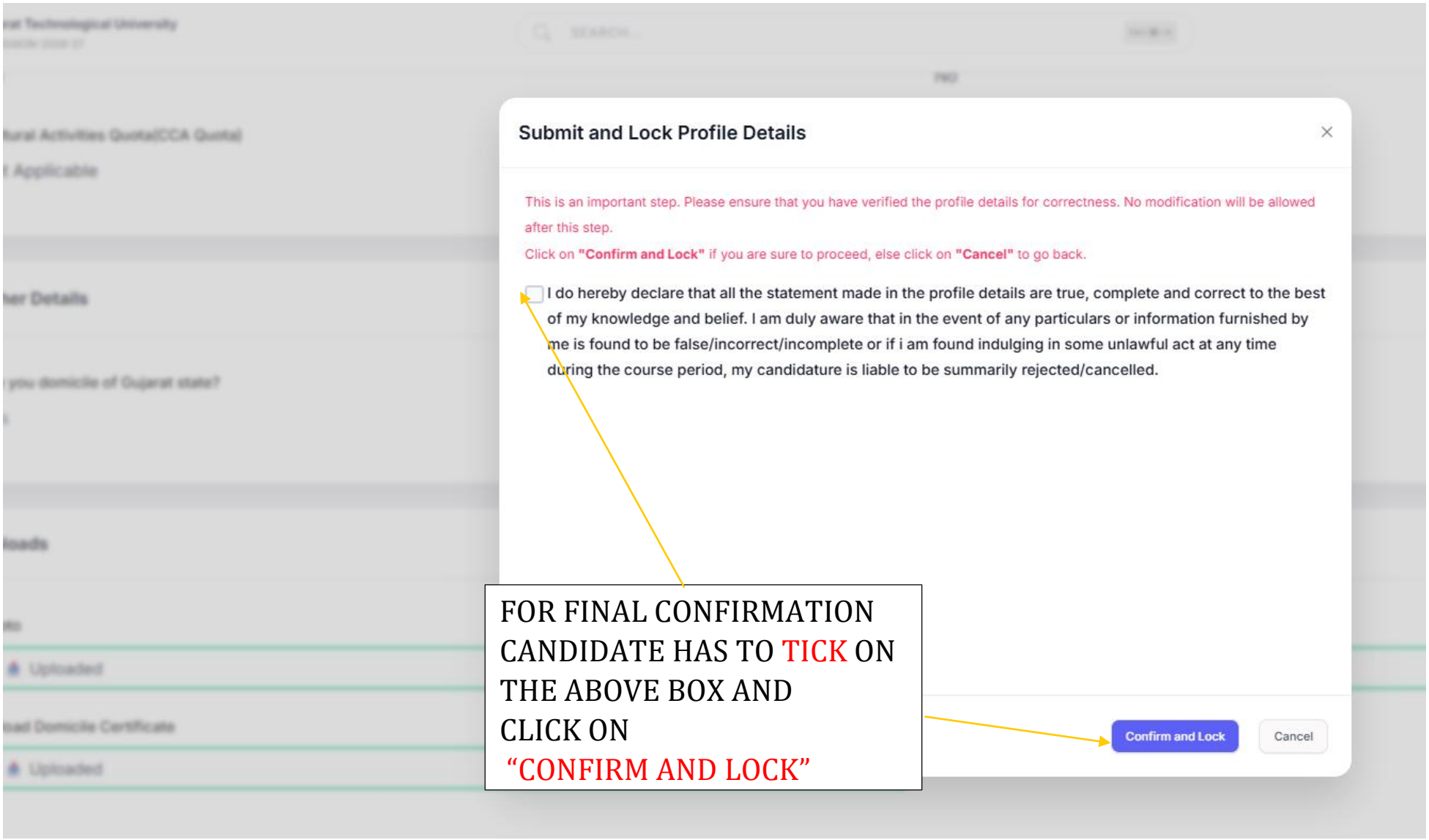
Submit and Lock Profile Details
This is an important step. Please ensure that you have verified the profile details for correctness. No modification will be allowed after this step.
Click on "Confirm and Lock" if you are sure to proceed, else click on "Cancel" to go back.
I do hereby declare that all the statement made in the profile details are true, complete and correct to the best of my knowledge and belief. I am duly aware that in the event of any particulars or information furnished by me is found to be false/incorrect/incomplete or if i am found indulging in some unlawful act at any time during the course period, my candidature is liable to be summarily rejected/cancelled.
Confirm and Lock
Cancel
FOR FINAL CONFIRMATION CANDIDATE HAS TO TICK ON THE ABOVE BOX AND CLICK ON "CONFIRM AND LOCK"

STEP 02-
APPLYING FOR A PROGRAM

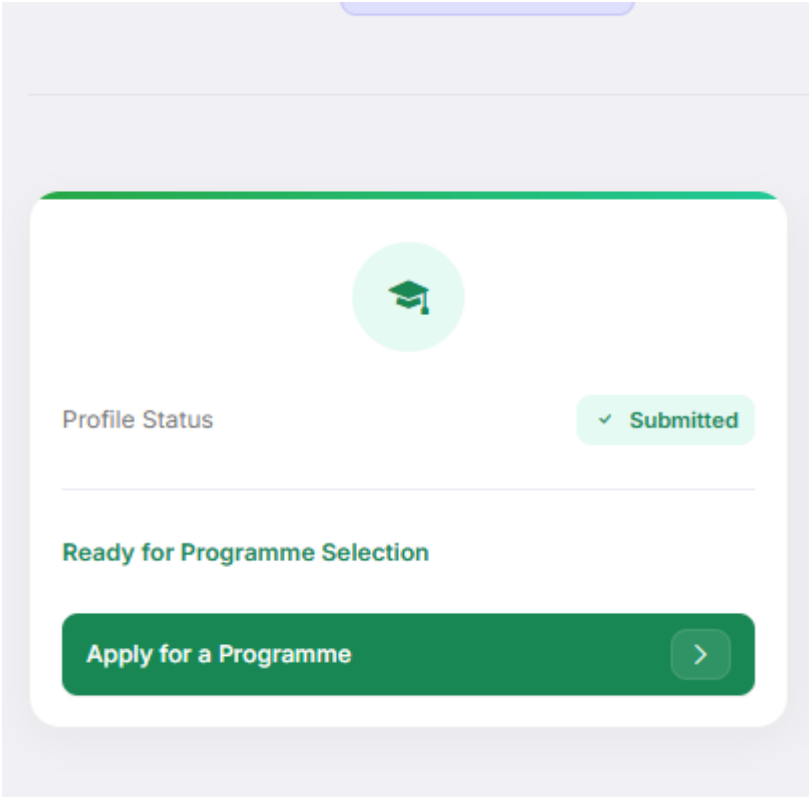

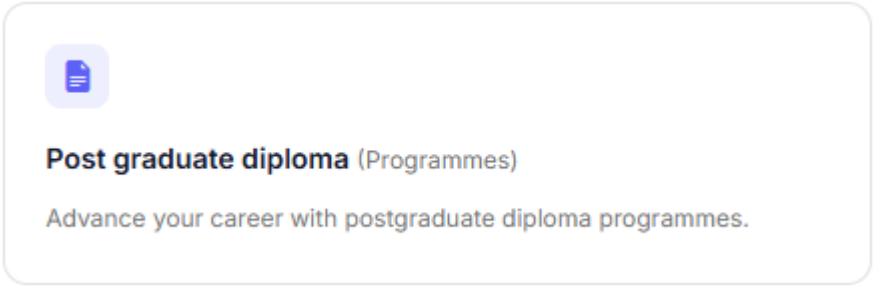

UPON COMPLETING STEP 01-CANDIDATE ARE REQUIRED TO COMPLETE:
"APPLYING FOR A PROGRAM"

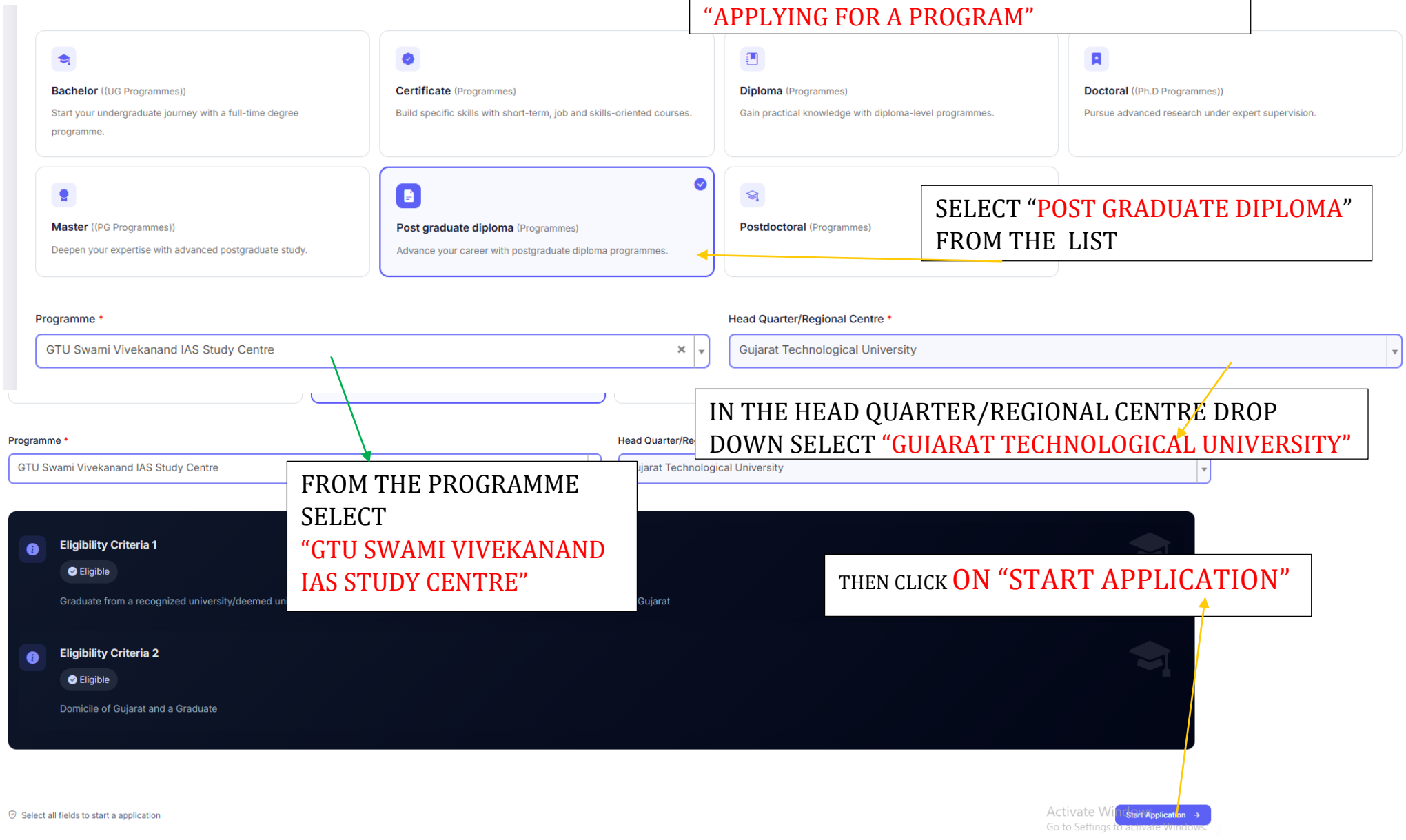

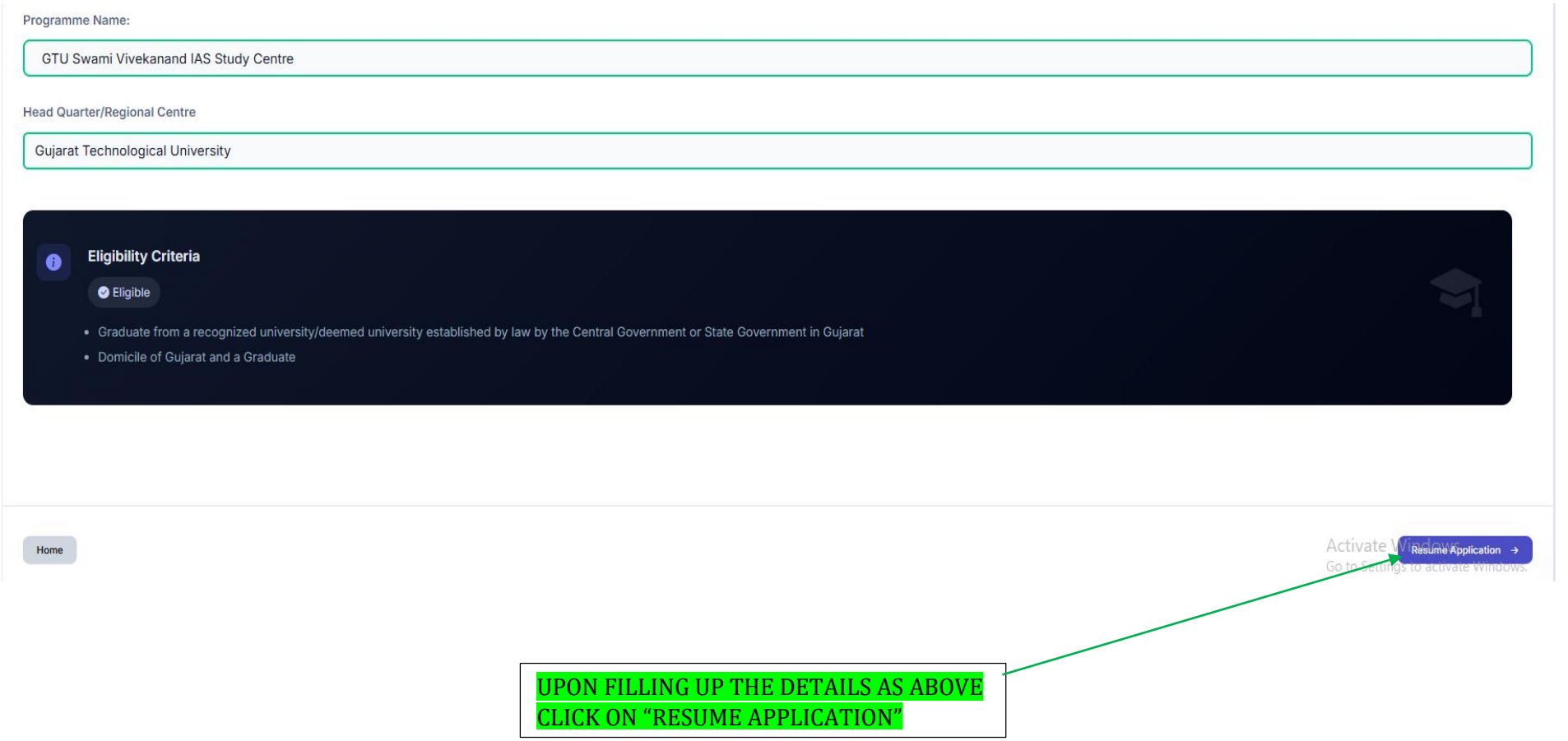

UPON FILLING UP THE DETAILS AS ABOVE CLICK ON “RESUME APPLICATION”

Acedemic Details

Complete your **Acedemic** Details

PROGRAMME | ACADEMIC | UPLOADS | PREVIEW | PAYMENTS

Step 2 of 5

Select Applicable Eligibility Criteria (Read Information Bulletin/Prospectus for Eligibility Criteria)

Applicable Eligibility Criteria*

- ○ Graduate from a recognized university/deemed university established by law by the Central Government or State Government in Gujarat
- ○ Domicile of Gujarat and a Graduate

SELECT APPROPRIATE OPTION OUT OF THESE AND START FILLING UP THE ACADEMIC DETAILS AS APPLICABLE

Qualification Details - X or Equivalent

Class X Year of Passing *

Select

Class X Percentage (If your mark is in CGPA, please convert to equivalent percentage as per your CGPA score and CGPA Scale) *

Class X Division *

Class X Name of the Institution *

Class X Board/University *

Class X Subject Combination *

Activate Windows
Go to Settings to activate Windows.

Class X Year of Passing *

2008

Class X Percentage (If your mark is in CGPA, please convert to equivalent percentage as per your CGPA score and CGPA Scale) *

55

Class X Division *

55

Class X Name of the Institution *

55

Class X Board/University *

55

Class X Subject Combination *

22

Qualification Details - XII or Equivalent

Class XII Year of Passing *

2010

Class XII Percentage/Percentile (If your mark is in CGPA, please convert to equivalent percentage as per your CGPA score and CGPA Scale) (Best of the five subjects) *

56.55

Class XII Division *

Class XII Board/University *

STEP 02-FILLNG UP THE ACADEMIC DETAILS (X AND XII)

STEP 02-FILLNG UP THE ACADEMIC DETAILS (XII SCORE CARD)

		OBTAINED MARKS
ACTG FOR BUSINESS	100	55
ACCOUNTANCY	100	54
ADVANCE FOOD PREP	100	44
AIR-CONDITIONING & REFRIGERATION	100	73
BEAUTY & HAIR	100	78
CAR. MUSIC VOCAL	100	55
Percentage : 59.83%	**Max Total : 600**	**Total Obtained : 359**

Activate Windows
Go to Settings to activate Win

STEP 02-FILLNG UP THE ACADEMIC DETAILS (GRADUATE OR EQUIVALENT)

Graduation Year of Passing *

2018

Have You Passed Graduation with Honours *

- ○ Yes
- ● No

Graduation Name of the Board/University *

UNIVERSITY

Graduation Institution/College *

Other

Graduation Name of the Other Board/University

DDD

Graduation Course Name *

FFF

Graduation Division *

FIRST

Graduation Percentage (If your mark is in CGPA, please convert to equivalent percentage as per your CGPA score and CGPA Scale) *

68.29

Graduation Subject Combination *

PCB

Activate Windows

STEP 02-FILLNG UP THE ACADEMIC DETAILS (POST GRADUATE/MASTERS OR EQUIVALENT)

Masters Qualification Status

Passed

Masters Year of Passing final exam

2025

Masters Name of the Board/University

Other

Masters Name of the Other Board/University

DSF

Masters Course Name

DSDF

Masters Specialization Subject

FFS

Masters Institute/College

SSDF

Masters Division

FIRST

Master's Percentage [For Candidates whose qualification status is "Appeared / Appearing", average percentage till last examination should be provided (If your mark is in CGPA, please convert to equivalent percentage as per your CGPA score and CGPA Scale)]

68.25

Masters Subject Combination

PSCB

Additional Qualification Details

12th Seat Number

B012325

UPSC/GPSC Preparation Details having Appeared before (Please enter reponse Yes/No)

NO

No. of attempts in the exam

0

Year of passing of the previous exam

NOT APPLICABLE

Class X **(Scan both marksheet and certificate in a single file and upload)** *Accepted formats .jpeg .jpg .pdf* ***[10 KB - 500.00 KB]***	Select file
Class XII **Scan both marksheet and certificate in a single file and upload** *Accepted formats .jpeg .jpg .pdf* ***[10 KB - 500.00 KB]***	Select file
DDDGraduation **(Scan both marksheet and certificate in a single file and upload)** *Accepted formats .jpeg .jpg .pdf* ***[10 KB - 500.00 KB]***	Select file
DSF (Masters) **(Scan both marksheet and certificate in a single file and upload)** *Accepted formats .jpeg .jpg .pdf* ***[10 KB - 500.00 KB]***	Select file



UPLOAD THE APPLICABLE EDUCATIONAL DOCUMENTS NECESSARY FOR SUPPORTING THE DETAILS FILLED UP ABOVE IN STEP 02

Class XII **Scan both marksheet and certificate in a single file and upload** *Accepted formats .jpeg .jpg .pdf* ***[10 KB - 500.00 KB]***		
DDDGraduation **(Scan both marksheet and certificate in a single file and upload)** *Accepted formats .jpeg .jpg .pdf* ***[10 KB - 500.00 KB]***	Select file	Delete
DSF (Masters) **(Scan both marksheet and certificate in a single file and upload)** *Accepted formats .jpeg .jpg .pdf* ***[10 KB - 500.00 KB]***	Select file	Delete

SUGGESTIVE

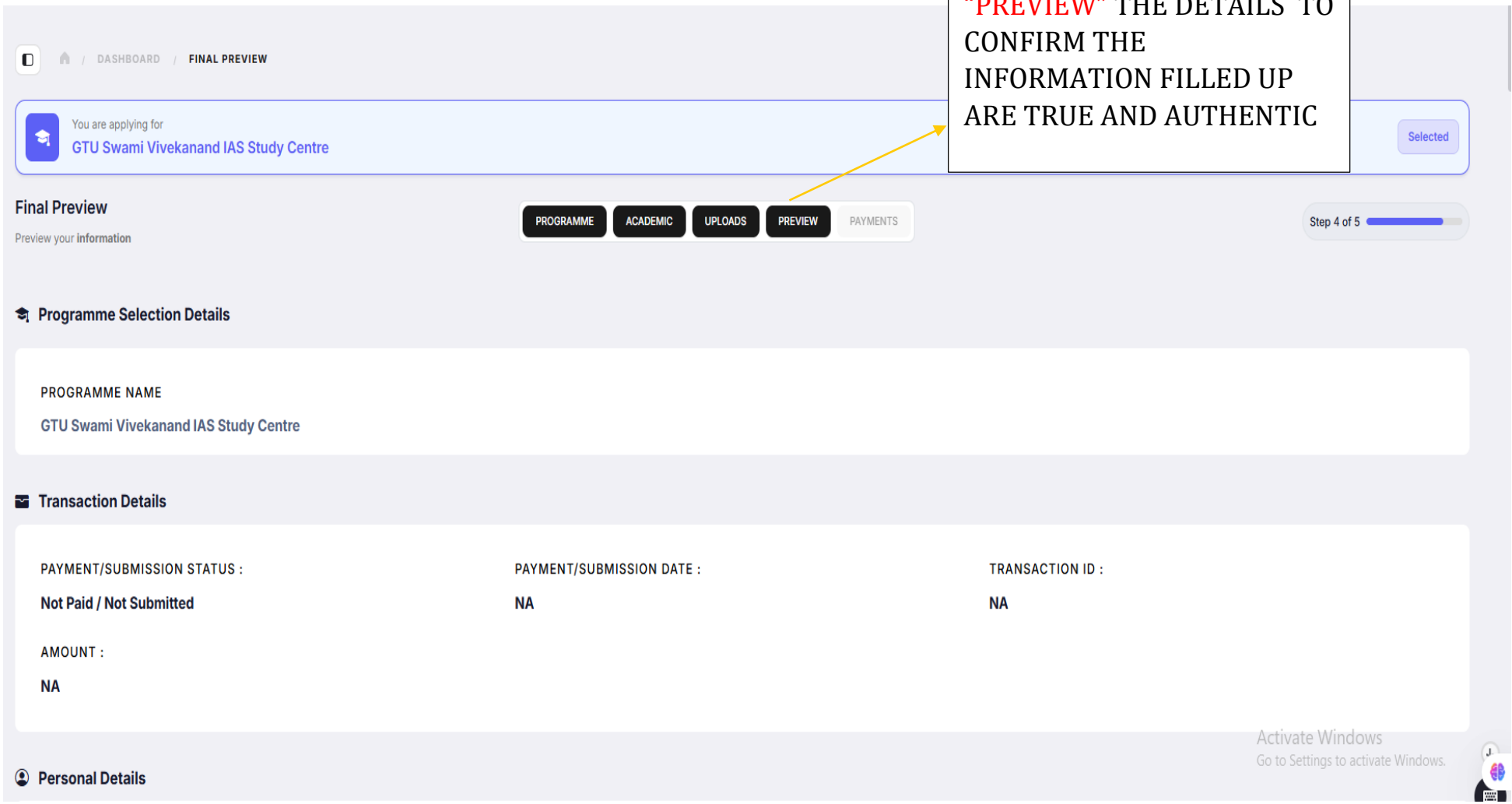
"PREVIEW" THE DETAILS TO CONFIRM THE INFORMATION FILLED UP ARE TRUE AND AUTHENTIC
DASHBOARD / FINAL PREVIEW
You are applying for
GTU Swami Vivekanand IAS Study Centre
Selected
Final Preview
Preview your information
PROGRAMME
ACADEMIC
UPLOADS
PREVIEW
PAYMENTS
Step 4 of 5
Programme Selection Details
PROGRAMME NAME
GTU Swami Vivekanand IAS Study Centre
Transaction Details
PAYMENT/SUBMISSION STATUS :
Not Paid / Not Submitted
PAYMENT/SUBMISSION DATE :
NA
TRANSACTION ID :
NA
AMOUNT :
NA
Activate Windows
Go to Settings to activate Windows.
Personal Details

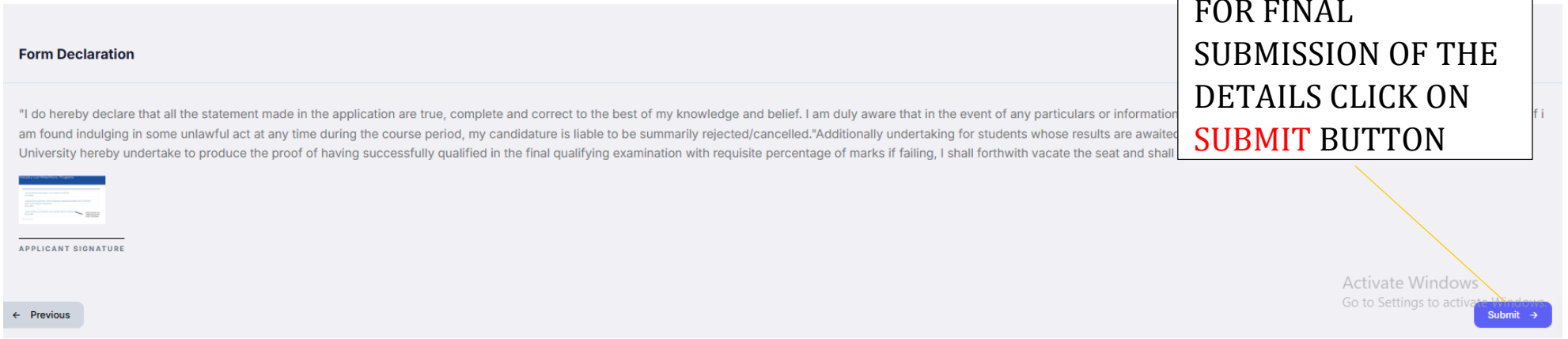

FOR FINAL SUBMISSION OF THE DETAILS CLICK ON SUBMIT BUTTON

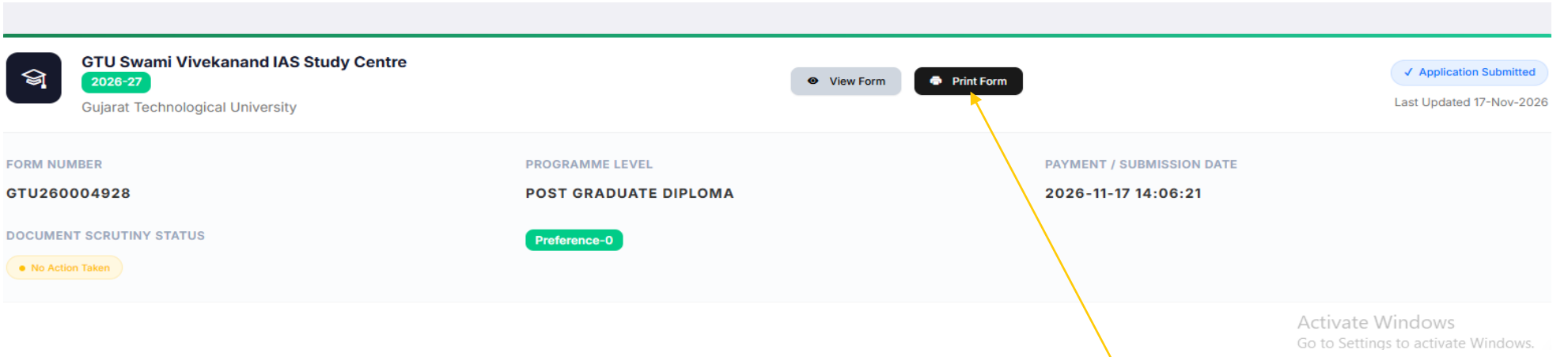

CLICK ON THE "PRINT FORM" AND PRESERVE IT FOR FURTHER REFERENCE