

## PRODUCT SPECIFICATION




Model & Material	Size (WxH)(m)/(inch)	Finishing (Compulsory)	Quantity (pcs)	Process Days (excluding order day & receive day)
Teardrop Flag (Fabric Type)	- 3.0m (28.3" x 73.2") - 5.0m (54.3" x 140")	Cross Base with Water Bag	1 - 50 (Increment by 1)	<b>4 days</b> (1 - 50 sets)
Bow Flag (Fabric Type)	- 3.0m (25.6" x 78.8") - 5.0m (31.5" x 157.4")			
Teardrop Flag (Fabric Only)	- 3.0m (28.3" x 73.2") - 5.0m (54.3" x 140")	NIL		<b>4 days</b> (1 - 20 sets)
Bow Flag (Fabric Only)	- 3.0m (25.6" x 78.8") - 5.0m (31.5" x 157.4")			<b>5 days</b> (21 - 30 sets)
				<b>7 days</b> (31 - 50 sets)
				Cut Off Time: 3pm

**Remark:**

1. To calculate your delivery days, please refer to **Delivery Schedule** at our website.
2. For full details of how to prepare your artwork, please refer to our **Artwork Specs**.
3. Cut Off time 3pm, any order after 3pm will consider as next day order.
4. For order more than 50pcs, please call for enquiry or request for quotation.
5. Wind Flag Size Dimension Tolerance: 0.5 inch - 1.5 inch.

# WIND FLAG

## PRODUCT SPECIFICATION

Packing Method	Step-By-Step Explanation
<div style="display: flex; justify-content: space-around; align-items: center;"> <div style="text-align: center;"> <p><b>STEP 1</b></p>  </div> <div style="text-align: center;"> <p><b>STEP 2</b></p>  </div> <div style="text-align: center;"> <p><b>STEP 3</b></p>  </div> </div>	<p><b>STEP 1:</b> Include all components in the bag (cross base, stand, water bag, and fabric).</p> <p><b>STEP 2:</b> Close and zip the bag.</p> <p><b>STEP 3:</b> Put the bag in a carton box and tape it securely. (Maximum 5 pieces per box packing.)</p>

Cross Base	Stand	Fabric	Pole Sleeve	Water Bag
				