



## Primary Source Verification

Dubai Health Authority (DHA) - United Arab Emirates (UAE)

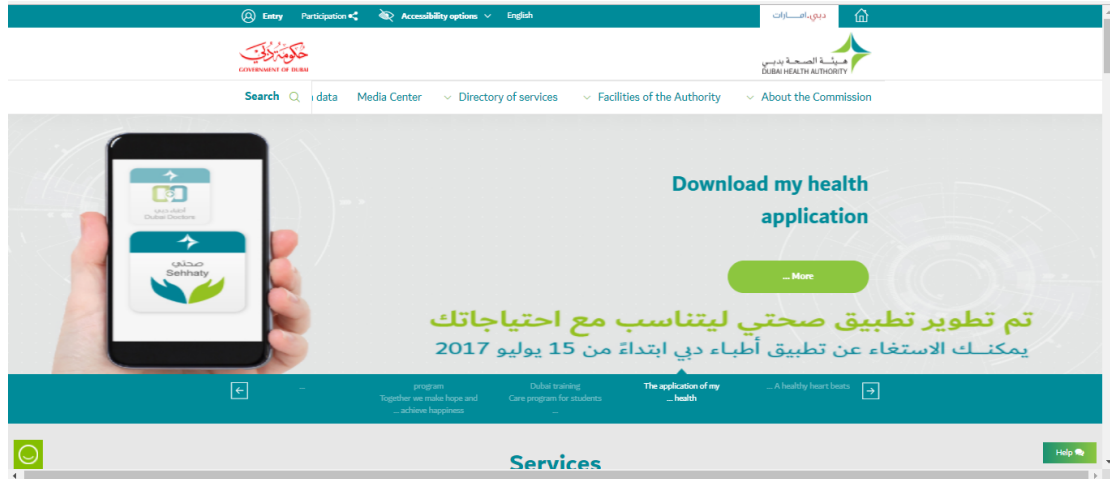
### How to Apply

'A Step By Step Guide for Completing Your Application'



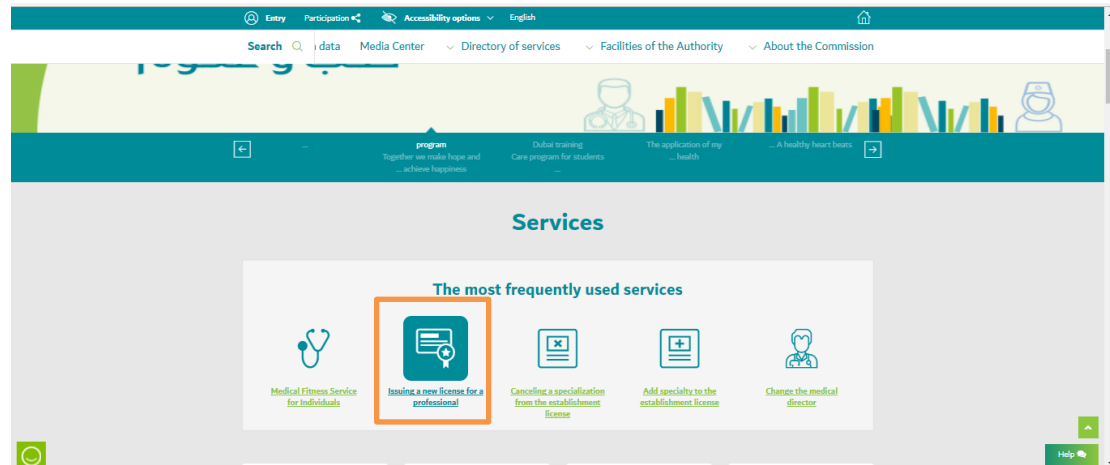
## Step One

- Visit the DHA official website at [www.dha.gov.ae](http://www.dha.gov.ae)



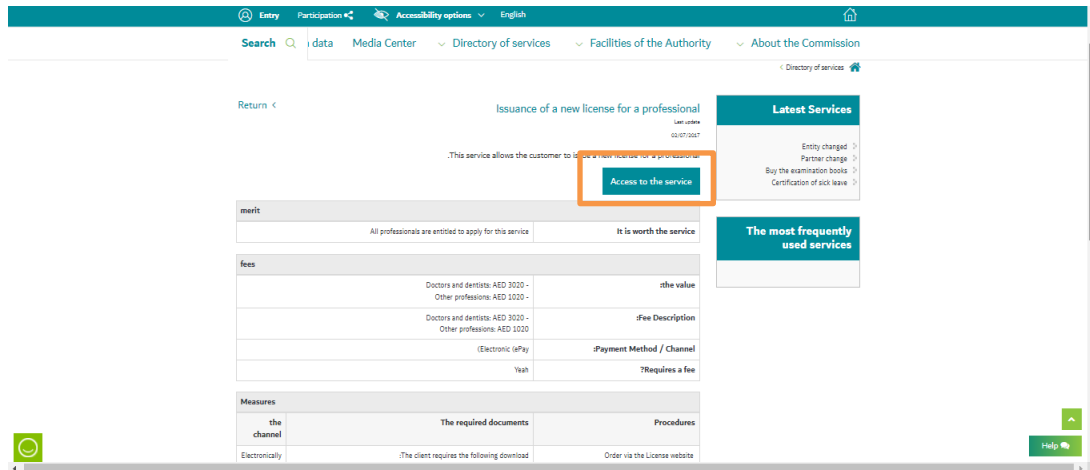
## Step Two

- Click on the 'Issuing a new license for a professional' option



### Step Three

- Read the service description, then click on the 'Access to the service' button to proceed



The screenshot displays the website interface for the 'Issuance of a new license for a professional' service. The page includes a navigation bar with options like 'Entry', 'Participation', 'Accessibility options', and 'English'. A search bar and a menu with categories such as 'data', 'Media Center', 'Directory of services', 'Facilities of the Authority', and 'About the Commission' are visible. The main content area features a 'Return' link, the service title, a description, and a prominent 'Access to the service' button highlighted with an orange border. To the right, there are sections for 'Latest Services' and 'The most frequently used services'. Below the main content, there are several tables: 'merit', 'fees', and 'Measures'. The 'fees' table lists fees for doctors and dentists (AED 3020) and other professions (AED 1020). The 'Measures' table details the required documents and procedures for the service.

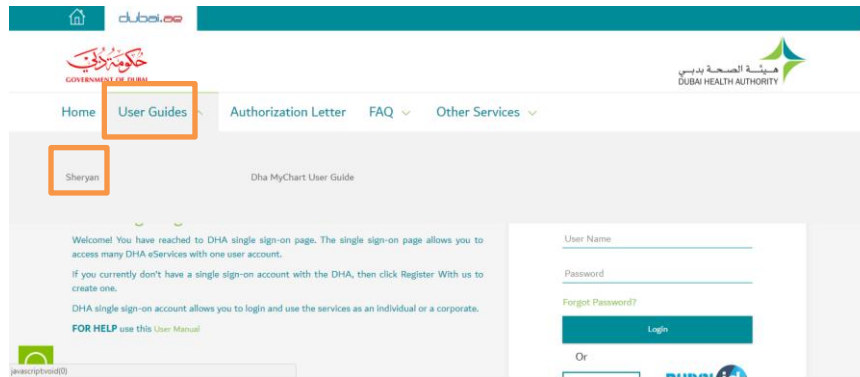
merit	It is worth the service
All professionals are entitled to apply for this service	

fees	the value
Doctors and dentists: AED 3020 - Other professions: AED 1020 -	
Doctors and dentists: AED 3020 - Other professions: AED 1020	Fee Description
(Electronic iPay)	Payment Method / Channel
Yeah	Requires a fee

the channel	The required documents	Procedures
Electronically	The client requires the following download	Order via the License website

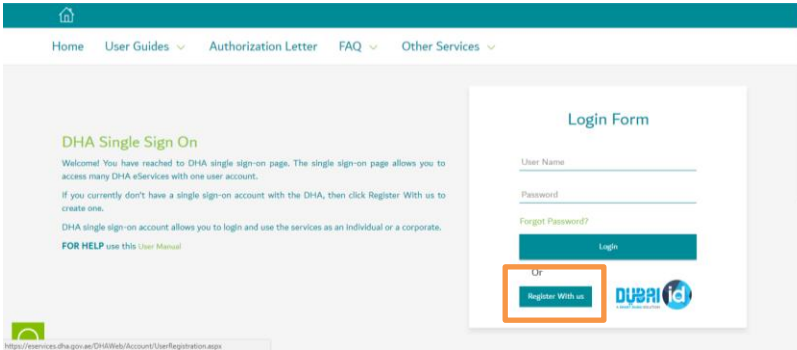
## Step Four

- Under the User Guides section, click 'Sheryan' and carefully review the DHA instructions



## Step Five

- For first-time registration, select the 'Register with us' button
- Complete the online application form
- Settle the DHA fee
- Click the 'Submit' tab



Home User Guides Authorization Letter FAQ Other Services

### DHA Single Sign On

Welcome! You have reached to DHA single sign-on page. The single sign-on page allows you to access many DHA eServices with one user account.

If you currently don't have a single sign-on account with the DHA, then click Register With us to create one.

DHA single sign-on account allows you to login and use the services as an individual or a corporate.

**FOR HELP** use this [User Manual](#)

#### Login Form

User Name \_\_\_\_\_

Password \_\_\_\_\_

Forgot Password?

Login

Or

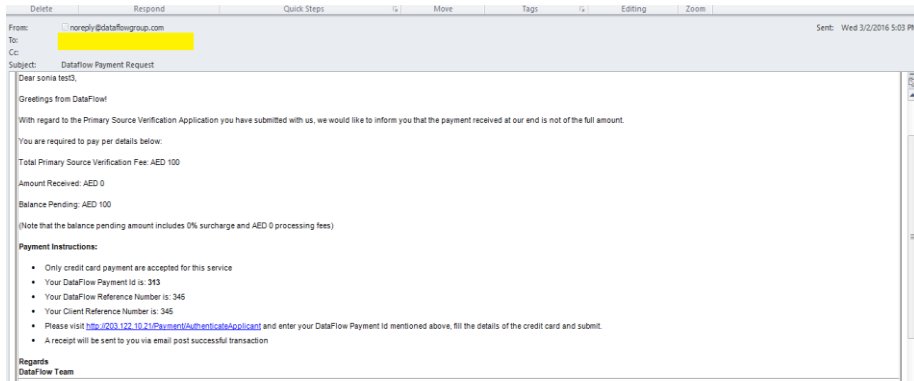
**Register With us**

**DUBAI id**

<https://eservices.dha.gov.ae/DHAWeb/Account/UserRegistration.aspx>

## Step Six

- Upon submitting your application, it will be reviewed by the DHA Health Regulation Department - which may take up to 5 working days
- Once approved, your application will be forwarded to the DataFlow Group for the initiation of the Primary Source Verification process
- Within 48 hours, you will receive an email from the DataFlow Group with details regarding the required fees
- Click on the link in the DataFlow Group email to settle your payment



\*Note: Within 48 hours from the date of payment, the DataFlow Group will forward your application to the DHA Health Regulation Department and initiate the verification process

\*\*Note: Upon completion of the verification process, the DataFlow Group will update the DHA with the result of the Primary Source Verification



### Application Status:

To track the status of your application, visit [www.dataflowstatus.com](http://www.dataflowstatus.com)

### Appeal Process:

- With regards to applications marked as 'Negative' or 'Unable to Verify' - contact the DataFlow Group support team at <https://corp.dataflowgroup.com/faq.html>
- The DataFlow Group will advise on the steps to follow or documents to provide in order to proceed with the re-verification process
- You may request DataFlow Group re-verification only once
- The DataFlow Group will contact you regarding the new result, as well as update the DHA on the matter

