

TATA MOTORS
Connecting Aspirations




CHASE EVERY DREAM

Presenting the all-new TATA SUPER ACE MINT



TATA GROUP **LEGACY OF EXCELLENCE**



Founded by Jamsetji Tata in 1868, TATA group is a global enterprise headquartered in India, comprising over 100 independent operating companies.

The group operates in over 100 countries across six continents, with a mission: "To improve the quality of life of the communities we serve globally, through long-term stakeholder value creation based on Leadership with Trust."

There are 29 publicly-listed TATA enterprises with a combined market capitalisation of about \$144.79 billion (as on March 28, 2018), all operating independently under the supervision of its own board of directors and shareholders.

"No success or achievement in material terms is worthwhile unless it serves the needs or interests of the country and its people."

- J. N. TATA

TATA MOTORS SUCCESS TRAIL OF *A GLOBAL LEADER*

Established in 1945, TATA Motors' presence cuts across the length and breadth of India. Over 9 million TATA vehicles ply on roads, since the first roll-out in 1954. Internationally speaking, TATA Motors group is present in over 170 countries with its products being rolled out from 20 locations across Asia, Africa and Europe.

It has, in the past, partnered with many international leaders such as Marcopolo, besides having over seventy-six direct and indirect subsidiaries which have helped redefine the automobile industry, time and again.





The all-new TATA Super Ace Mint is a perfect mix of style, comfort and performance. Built with a car-like cabin design, high quality cranked steel frame and an ECU-controlled DiCOR engine, it's a perfect combination of everything you need to build your business. From starting your own business to taking it to the next level, every drive with the **TATA Super Ace Mint will help you Chase Your Dreams.**



THE PREFERRED
1 TON
-MINI TRUCK-

MINT

SUPER ACE MINT



SUPER PERFORMANCE

Experience a smooth drive even on hilly terrains with the TATA Super Ace Mint's high speed performance. A heavy duty Salisbury Axle gives better load carrying capacity, the Over Drive feature leads to better mileage on highways while the Cranked Frame design ensures better ride quality and high-speed stability.


- High-speed gearbox with a top speed of 125 Km/h
- Superior braking efficiency with front disc brakes and LSPV (Load Sensing Pressure Release Valve)
- Powerful drivetrain with strong ability to climb slopes – 38% gradeability
- High manoeuvrability with a low turning radius of 5.1m



38% Gradeability

SUPER TECHNOLOGY

The TATA Super Ace Mint is built with the advanced EURO- IV technology. Its ECU controlled 70 Hp DiCOR Diesel Engine generates high power and torque at low RPM giving you the best-in-class fuel mileage and engine performance. Enjoy better acceleration, faster overtaking and consistent performance in all.



- Powerful 1.4L Euro IV Diesel Engine
- Fuel-efficient high-pressure common rail technology
- 70 HP power and 140 Nm torque
- Exhaust Gas Recirculation (EGR) System with DOC (Diesel Oxidation Catalyst) and POC (Particulate Oxidation Catalyst)
- Flat Torque curve starting at low RPM

SUPER COMFORT

The TATA Super Ace Mint is designed to provide best-in-class driving experience, especially for longer journeys. With car-like cabin design and features, the TATA Super Ace Mint provides the feel of a passenger vehicle on a cargo unit. Bucket seats for better thigh support and reclining adjustments with headrest for both driver & co-driver always ensure a better driving position.



- Tilt & telescopic adjust power steering
- 3-way adjustable comfortable seats

Car-like cabin features:

- Heating and air conditioning (HVAC)
- Power windows
- Intelligent storage spaces



SUPER SAFETY

The TATA Super Ace Mint is designed and built with the latest safety features in mind. An all steel cabin to resist impact, a highly efficient braking system and wider tyres for better stability making every ride a safe ride.



- Semi-monocoque structure with all-steel cabin ensures meeting of stringent frontal crash norms
- Brake booster & LSPV for improved braking efficiency
- Collapsible steering column to minimise injuries in case of accidents
- 14" tyres for better road grip & stability at high-speed operations

SUPER STYLE

The TATA Super Ace Mint reflects a unique design that's all set to stand out. Its plush interiors and splendid exteriors make every drive a stylish one.



- Unique exterior styling
- Wrap-around multi-reflector headlamps
- Stylish plush interiors



SUPER SAVINGS

Every drive with the TATA Super Ace Mint comes loaded with savings on fuel and maintenance. Its powerful engine with lesser fuel intake ensures faster and longer trips. The superior technology provides better engine response along with an easier and faster check-up for engine issues.



FASTER TRIPS



HIGH FUEL ECONOMY




LARGER LOAD BODY



HIGHER REWARDS



SUPER ACE MINT



APPLICATIONS

No matter what your business need, the TATA Super Ace Mint can be customised for a wide range of applications across industries.



1.4 L DiCOR Engine



70 HP & 140 Nm Torque



Efficient Diesel Engine



38% Gradeability



World-Class Cabin

SPECIFICATIONS

ENGINE:

Type: Direct Injection Common Rail Euro IV Diesel Engine
Capacity: 1396 cm³
Max. Output: 52.2 kW (70 HP @ 4000 RPM)
Max. Torque: 140 Nm @ 1800 - 3000 RPM

CLUTCH:

Type: Single Plate Dry Friction Diaphragm Type

GEARBOX:

Model: GBS 65-5/5.07
Type: Synchromesh (5 Forward Gears), Sliding Mesh (Reverse Gear)

STEERING:

Power-assisted Hydraulic Rack and Pinion, 380 mm dia
Power steering with Tilt & Telescopic adjust

BRAKES:

Front Brakes: Disc Brakes
Rear Brakes: Drum Type

SUSPENSION:

Type: Front: Independent, Strut Type
Rear: Semi-elliptic Leaf Spring
Shock Absorber: Hydraulic Double Acting Telescopic Type

WHEELS & TYRES:

Type: Tubeless Tyres
Size: 175R14 LT - 8PR

MAIN CHASSIS DIMENSIONS:

Length: 4340 mm
Width: 1565 mm
Height: 1864 mm

WEIGHT (in Kg):

Max. Gross Vehicle Weight: 2260 Kgs
Payload: 1000 Kgs

CABIN:

Seating Capacity: Driver + 1
Aircon: HVAC Optional
Power Windows

FUEL TANK:

Capacity: 38L

MIN. TURNING RADIUS:

5.1m

PERFORMANCE:

Max. Speed: 125 Kmph
Max. Gradeability: 38%

Pilipinas Taj Autogroup, Lot 33 Blk 30 Gil Fernando Ave.,
Corner Mt. Everest St., Marikina City.
Telefax: (632) 654-0000 | **Website:** www.tatamotors.co.ph