




Funds Tiger



FundsTiger.com User Guide for sharing your documents via Gol's Digital Locker

Overview

FundsTiger.com which operates the Online Lending Marketplace for SMEs, MSMEs and Retail Borrowers now integrates with Gol's Digital Locker (<https://digilocker.gov.in/>). This integration makes it easy for Retail borrowers applying for their Personal Loans to share their documents directly from the Gol's DigiLocker via a secure process. This document briefly describes the user flow for a Loan Applicant to **fetch** and **share** the relevant loan related documents required via DigiLocker.

User Flow for a Retail or Personal Loan

- 1) For new Applicants/User, please apply via a short form : www.FundsTiger.com/personal-loan/ that is accessible via your web or mobile.
- 2) After submitting the personal loan application, user will get an activation email on their registered email account. Once the user activates their FundsTiger.com account they can login to their account using FundsTiger.com/login/

Fast track your Personal Loan with FundsTiger!

Basic App **About Me** Financial Info Upload Documents

| | | |
|-------------------------------------|--|--|
| Gender * | PAN Number * | DOB * |
| <input type="text" value="Select"/> | <input type="text"/> | <input type="text"/> |
| Residence Phone | Office Phone | Purpose of Your Loan * |
| <input type="text"/> | <input type="text"/> | <input type="text"/> |
| Address * | Highest Educational Qualification * | Current Profession * |
| <input type="text"/> | <input type="text" value="Select"/> | <input type="text"/> |
| Current Job Joining Date * | Number Of Dependants * | Duration of the loan(months) * |
| <input type="text"/> | <input type="text" value="Select Number Of Dependants"/> | <input type="text" value="Select Duration of Loan"/> |
| My Facebook Profile | My LinkedIn Profile | My Twitter Profile |
| <input type="text"/> | <input type="text"/> | <input type="text"/> |

- 3) After login to the account, the user can go to “Edit” his/her Personal Loan Application and once they go to “Upload Documents” section and now the user has the additional option to provide his/her documents via the **Fetch from DigiLocker** link. If not, the user can always upload the file from his local drive as well.

Fast track your Personal Loan with FundsTiger!

Basic App About Me Financial Info **Upload Documents**

Files Already Uploaded (Please choose following file (pdf / jpg / jpeg / doc / xls) types only) :
No files were uploaded.

| | | |
|---|---|---|
| <p>Please upload the copy of the PAN Card</p> <p><input type="button" value="Choose File"/> No file chosen</p> <p>OR</p> <p><input type="button" value="Fetch from DigiLocker"/></p> | <p>Please upload the copy of Aadhar Card</p> <p><input type="button" value="Choose File"/> No file chosen</p> <p>OR</p> <p><input type="button" value="Fetch from DigiLocker"/></p> | <p>Please upload the IT Returns for the last 2 years</p> <p><input type="button" value="Choose File"/> No file chosen</p> <p>OR</p> <p><input type="button" value="Fetch from DigiLocker"/></p> |
| <p>Please upload the last 6 months bank statements</p> <p><input type="button" value="Choose File"/> No file chosen</p> <p>OR</p> <p><input type="button" value="Fetch from DigiLocker"/></p> | <p>Please upload the copy of the residential proof</p> <p><input type="button" value="Choose File"/> No file chosen</p> <p>OR</p> <p><input type="button" value="Fetch from DigiLocker"/></p> | <p>Please upload the copy of latest LPG Bill</p> <p><input type="button" value="Choose File"/> No file chosen</p> <p>OR</p> <p><input type="button" value="Fetch from DigiLocker"/></p> |

- 4) If the user decides to share a document relevant to his/her Loan Application that has been previously uploaded by the user in their personal DigiLocker account then he/she should click the “**Fetch from DigiLocker**” link , which will take the user to the Digital Locker login page that has been integrated with FundsTiger.

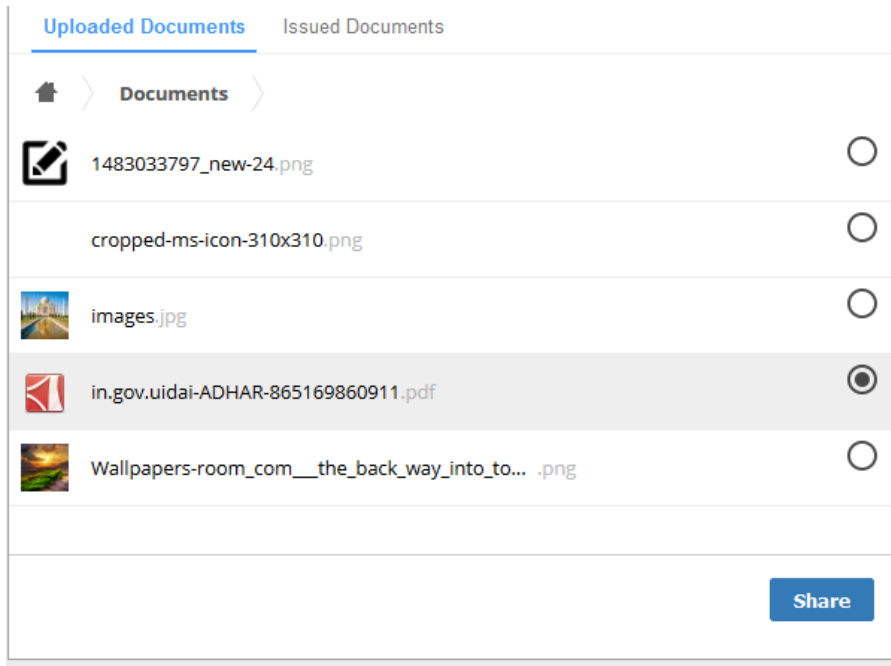


Sign In to your account

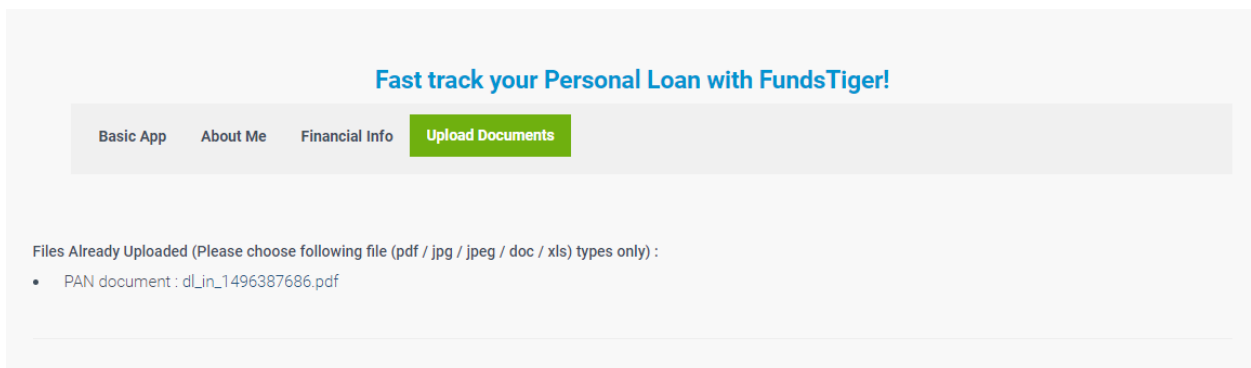
I allow DigiLocker to share my documents with Gatimaan Finance Advisors Pvt Ltd(test.oloano.com).

or create an account

- 5) After login to the user's Digital Locker, user/applicant can select the relevant document and "Share" the document present in his/her Digital Locker document with [FundsTiger.com](https://www.fundstiger.com) via the "Share" button



- 6) After sharing the document with FundsTiger, user can view the same after refreshing the page.



- 7) That's it. As simple as that, you have now successfully shared your document from your DigiLocker account with FundsTiger.com. If you run into any issues or need help, please drop and email to info@FundsTiger.com and we will be happy to assist you. Thank you!