

REV.	DESCRIPTION	DRAWN	DATE
1	INITIAL RELEASE	Willis	2012/08/03
2	new frame, corrected actuator form dims, removed page 2 dim. table, add "how to order" notes	Fros	2017/09/20

SPECIFICATION:

1. ELECTRICAL
 - 1.1 Current Rating: 0.5A per pin
 - 1.2 Voltage Rating: 50V DC/AC
 - 1.3 Contact Resistance: 20mΩ
 - 1.4 Insulation Resistance: 50MΩ
 - 1.5 Dielectric Withstanding Voltage: 250VAC
2. MECHANICAL
 - 2.1 Durability: 20 Cycle
 - 2.2 FPC Retention Force: 0.3N per pin min.
3. ENVIRONMENTAL
 - 3.1 Operating temperature range: -40°C~+85°C
 - 3.2 Storage temperature range: -40°C~+85°C
4. SOLDER ABILITY
 - 4.1 Recommended IR-Reflow Temperature: 260°C

How to order:

311A- XX U A A - R
 1 2 3 4

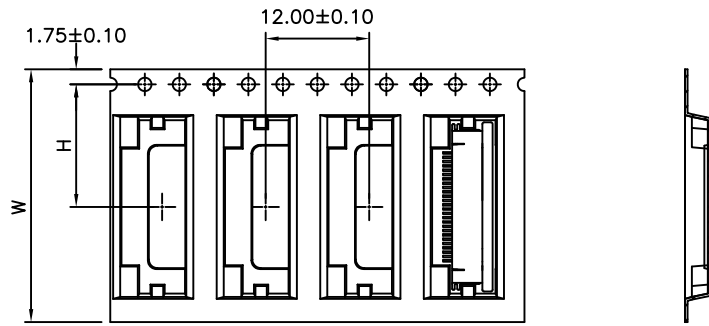
- △ 1 pin count: xx= 04~68
 (Please contact with sales for the pins count available)
- 2 contact type: U= upper contact
- 3 plating: A= Tin plating under Nickel
- 4 packing: A= tape and reel

4	HOLDDOWN	Brass, 100u" Tin over 50u" Nickel plating
3	CONTACT	Phosphor Bronze, 100u" Tin over 50u" Ni plating
2	ACTUATOR	PPS UL94V-0
1	HOUSING	PA-46 UL94V-0

NO.		PART NAME	DESCRIPTION
UNLESS OTHERWISE SPECIFIED TOLERANCE			
UNIT:	DECIMAL	LINEAR	ANGLES
	mm	X, ±0.50	±5°
		X.X, ±0.25	±3°
	X.XX, ±0.12	±1°	
www.attend.com.tw			
DRAWN	Willis	2012/08/03	DRAWN NAME:
CHECKED	Angel	2012/08/03	FPC Connector, Pitch 0.5, H2.0 Upper Contact Type
APPROVED	Ken	2012/08/03	PRODUCT NO. see how to order
SCALE	SHEET	SIZE	FILE NAME
4/1	1/1	A4	311A-XXUAA-R_B_2

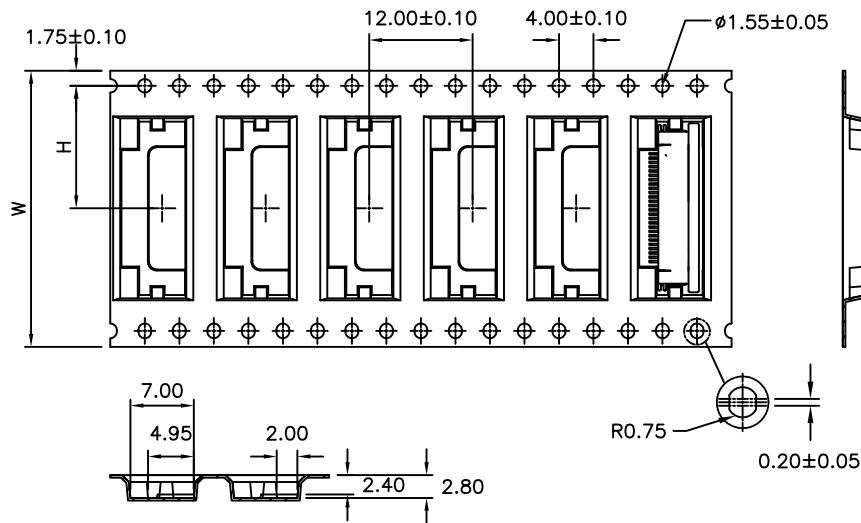


03 PIN-20 PIN




1. 10 sprocket hole pitch cumulative tolerance ± 0.20 .
2. Carrier camber is within 1 mm in 250mm.
3. Material : Black Conductive Polystyrene Alloy (UP-6100).
4. All dimensions meet EIA-481-B requirements.
5. Thickness : 0.35 ± 0.05 mm.
6. Packing length per 22" reel : 75.0 Meters.
7. Components load per 13" reel : 2000 pcs.

21 PIN-60 PIN



USER DIRECTION OF FEED \rightarrow



PIN= XX	03 — 04	05 — 20	21 — 30	31 — 50	51 — 60
W ± 0.30	16.00	24.00	32.00	44.00	56.50
H ± 0.10	7.50	11.50	14.20	20.20	26.20

UNLESS OTHERWISE SPECIFIED TOLERANCE		
ANGLES	ANG.	$\pm 5^\circ$
	0.	± 0.3
LINEAR	0.0	± 0.25
	0.00	± 0.20
SCALE	AS SHOWN	UNIT: mm
DRAWN	Willis	2012/08/03
CHECKED	Angel	2012/08/03
APPROVED	Ken	2012/08/03
SIZE	A4	REV. 1.0



www.attend.com.tw

DRAWN NAME:
FPC Connector Pitch:0.5mm H:2.0mm
Packaging drawing

PRODUCT NO. 311A-XXXAA-R

FILE NAME 311A-XXXAA-R_D_1

REV.	DESCRIPTION	DATE	REV.	DESCRIPTION	DATE
1			4		
2			5		
3			6		
			7		
			8		
			9		
			10		

△ Revise:

△ Revise:

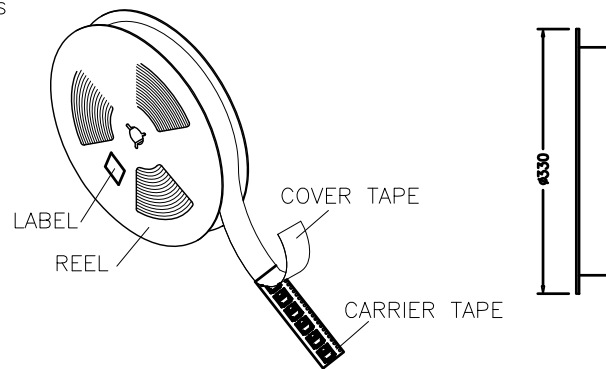
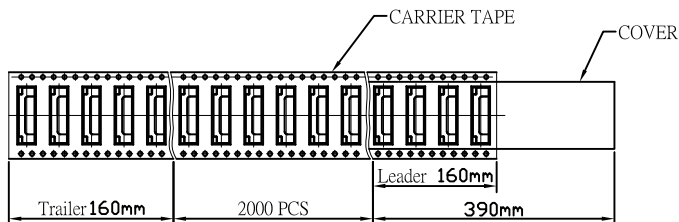
△ Revise:

1-1. PUT PRODUCT IN COMPONENT AREA, FORMING OF PRODUCT IS THE SAME DIRECTION TO CARRIER TAPE.
 1-2. SMT SURFACE TOWARDS TO THE BOTTOM.

2-1. ADHERE OR HEAT COVER TAPE & CARRIER FOR SEALING. STICK END OF THE CARRIER ON THE HUB'S OPENING WITH TRANSPARENT TAPE.

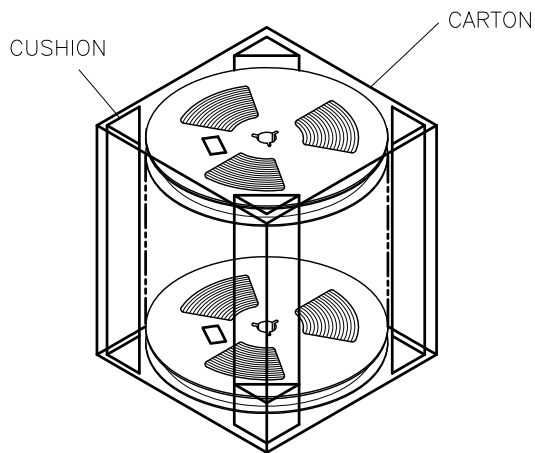
2-2. LABEL MUST BE STICKED ON THE OUTSIDE OF THE REEL, NEARLY THE START POINT.

2-3 PARTS PER RELL 2000PCS



3-1. REEL FACE WITH LABEL UP.

3-2. PUT CUSHION INTO 4 CORNERS OF BOX. AS INDICATED IN PACKING LIST.

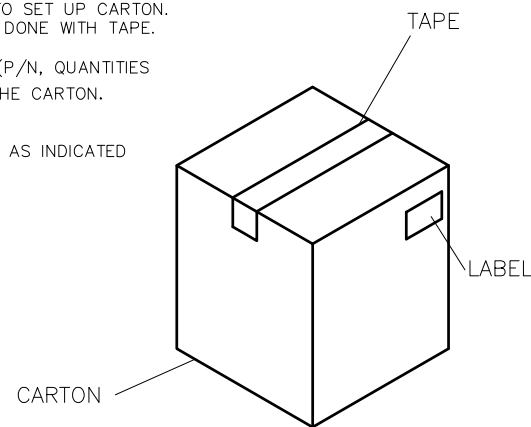


4-1. CARTON DIMENSION : 350 X 350 X 340 mm

4-2. STAPLES SHOULD ONLY BE USED TO SET UP CARTON. ALL CARTONS CLOSURES MUST BE DONE WITH TAPE.

4-3. MUST STICK THE PRODUCT LABEL (P/N, QUANTITIES & DATE) ON THE LEFT SIDE OF THE CARTON.

4-4. FILL CARTON WITH THE QUANTITIES AS INDICATED IN PACKING LIST.



UNLESS OTHERWISE SPECIFIED TOLERANCE									
ANGLES	ANG.	±5°							
LINEAR	0.	±0.3							
	0.0	±0.25							
	0.00	±0.20							
SCALE	AS SHOWN	UNIT:	mm						
Revise:		DRAWN	Willis 2012/08/03	DRAWN NAME: FPC Connector Pitch:0.5mm H:2.0mm Packaging drawing					
Revise:		CHECKED	Angel 2012/08/03						
Revise:		APPROVED	Ken 2012/08/03						
REV.	DESCRIPTION	DATE	REV.	DESCRIPTION	DATE	SIZE	REV.	FILE NAME	PRODUCT NO.
1			4			A4	1.0	311A-XXXAA-R_D_1	311A-XXXAA-R



www.attend.com.tw