

Business Name

Registration



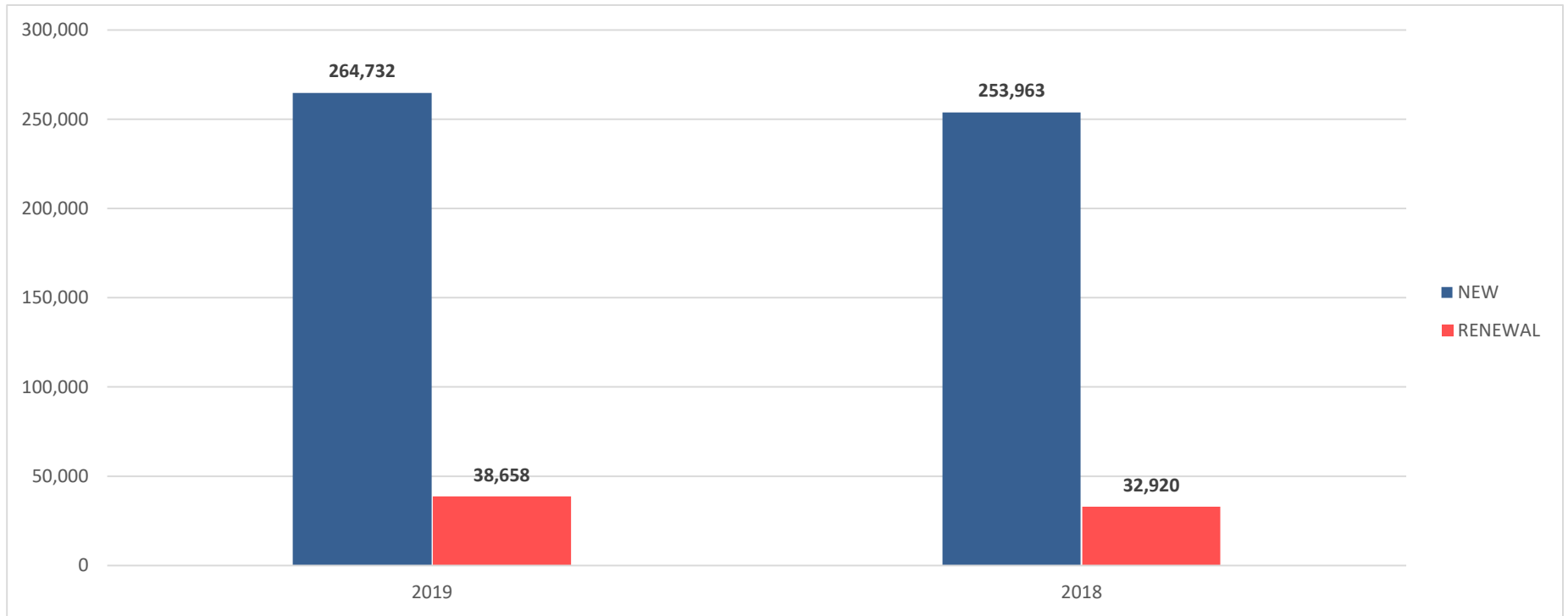
Year-to-date

Statistical Report

April 2019

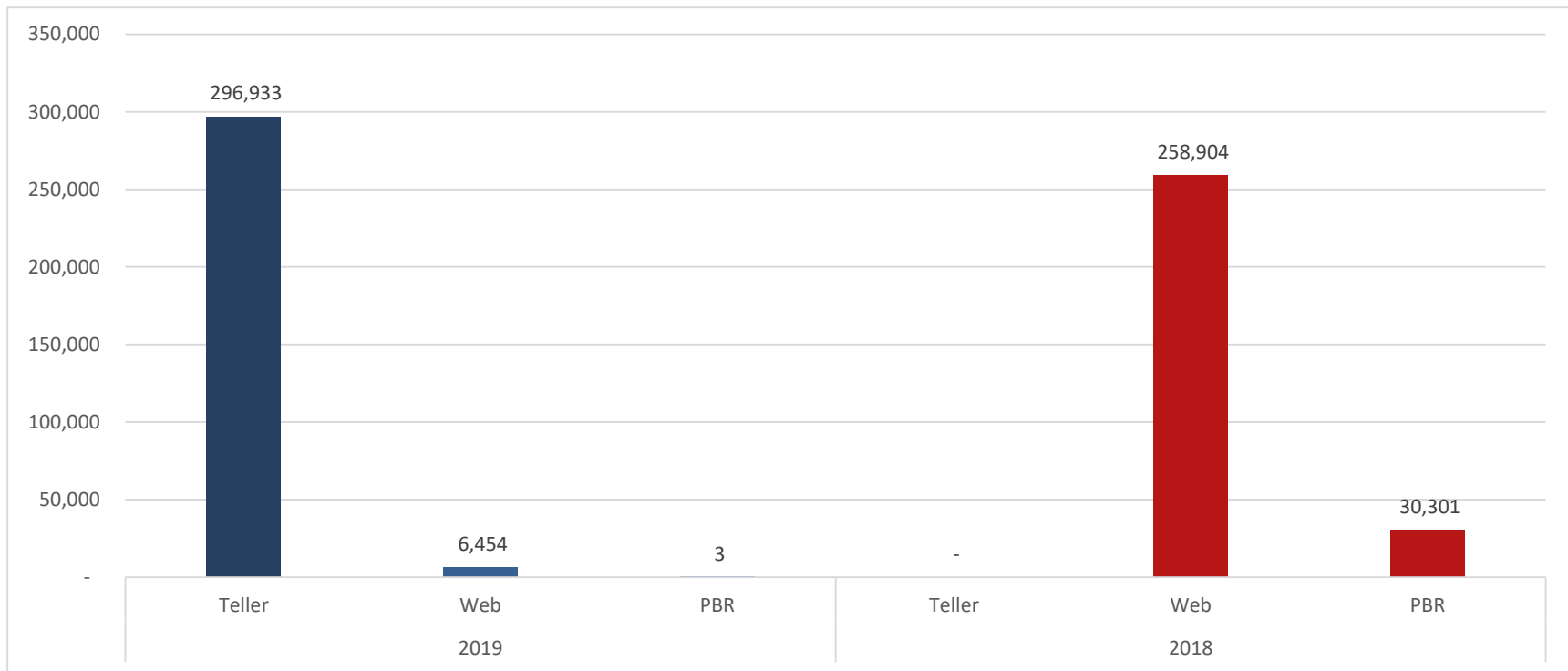
**Business Name Registration by Type
April 2019 Vs April 2018**

Transaction Type	2019	2018	%Change
NEW	264,732	253,963	4%
RENEWAL	38,658	32,920	17%
total	303,390	286,883	6%

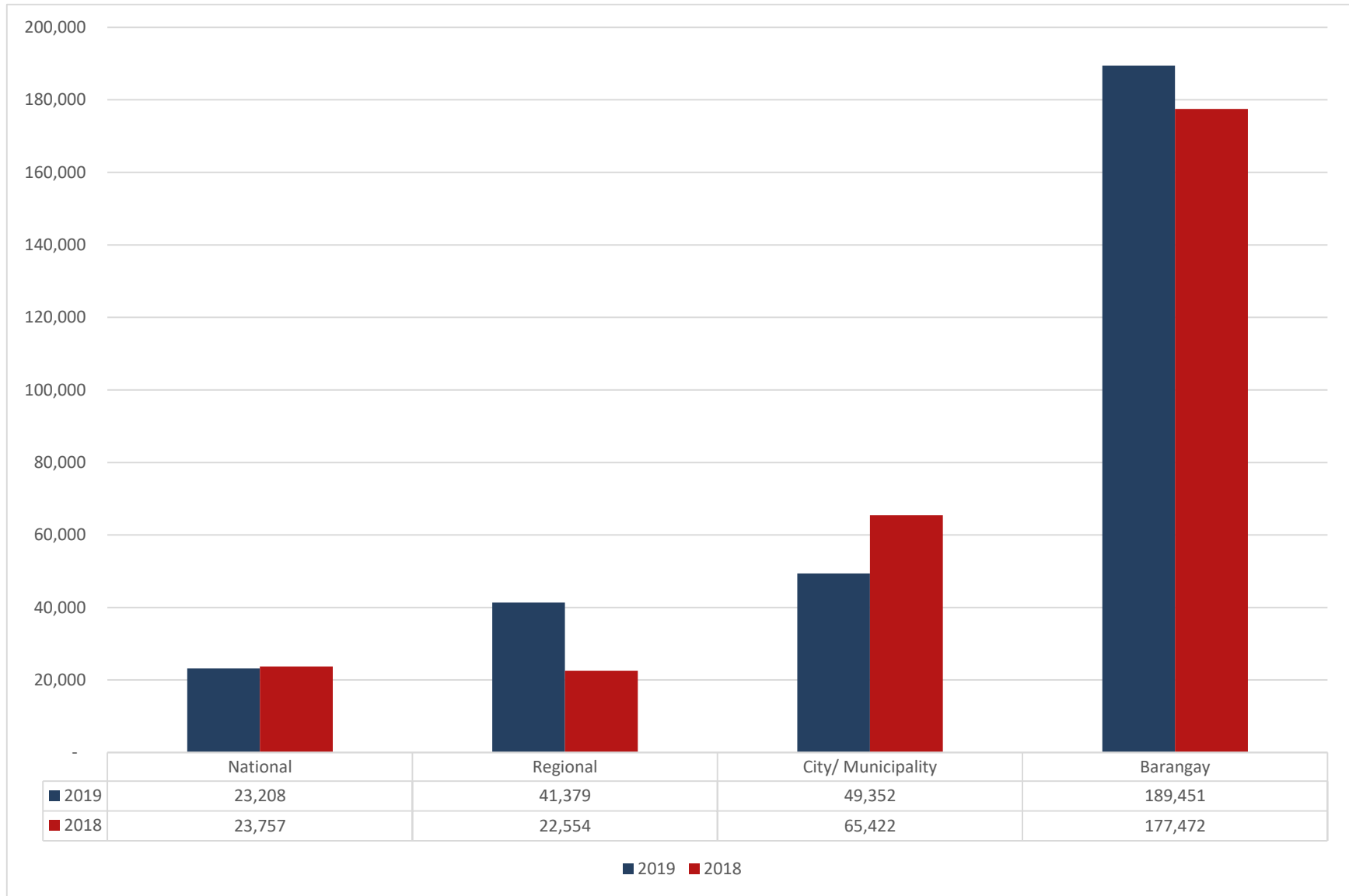


**Business Name Registration by Source
April 2019 Vs April 2018**

2019				2018			%Change
Source	NEW	RENEWAL	Total	NEW	RENEWAL	Total	
TELLER	264,672	32,261	296,933	-	-	-	100%
WEB	57	6,397	6,454	226,092	32,812	258,904	-98%
PBR	3		3	30,301	-	30,301	-100%
Grand Total	264,732	38,658	303,390	256,393	32,812	289,205	5%



Business Name Registration by Scope April 2019 Vs April 2018



Business Name Registration by Scope
April 2019

Region	NEW	RENEWAL	Total	%Change
REGION 4-A (CALABARZON)	57,598	7,018	64,616	21%
NATIONAL CAPITAL REGION (NCR)	34,029	6,167	40,196	13%
REGION 3 (CENTRAL LUZON)	30,913	4,494	35,407	12%
REGION 6 (WESTERN VISAYAS)	19,434	3,058	22,492	7%
REGION 7 (CENTRAL VISAYAS)	18,410	2,678	21,088	7%
REGION 1 (ILOCOS REGION)	14,469	2,599	17,068	6%
REGION 2 (CAGAYAN VALLEY)	12,315	1,941	14,256	5%
REGION 5 (BICOL REGION)	10,766	1,819	12,585	4%
REGION 11 (DAVAO REGION)	10,492	1,441	11,933	4%
REGION 12 (SOCCSKSARGEN)	8,979	1,183	10,162	3%
MIMAROPA REGION	8,550	1,442	9,992	3%
CORDILLERA ADMINISTRATIVE REGION (CAR)	7,891	1,002	8,893	3%
REGION 8 (EASTERN VISAYAS)	7,596	1,215	8,811	3%
REGION 10 (NORTHERN MINDANAO)	7,125	1,040	8,165	3%
REGION 13 (CARAGA)	7,278	703	7,981	3%
REGION 9 (ZAMBOANGA PENINSULA)	7,109	751	7,860	3%
AUTONOMOUS REGION IN MUSLIM MINDANAO (ARMM)	1,778	107	1,885	1%
Total	264,732	38,658	303,390	100%

