

# Business Name

# Registration

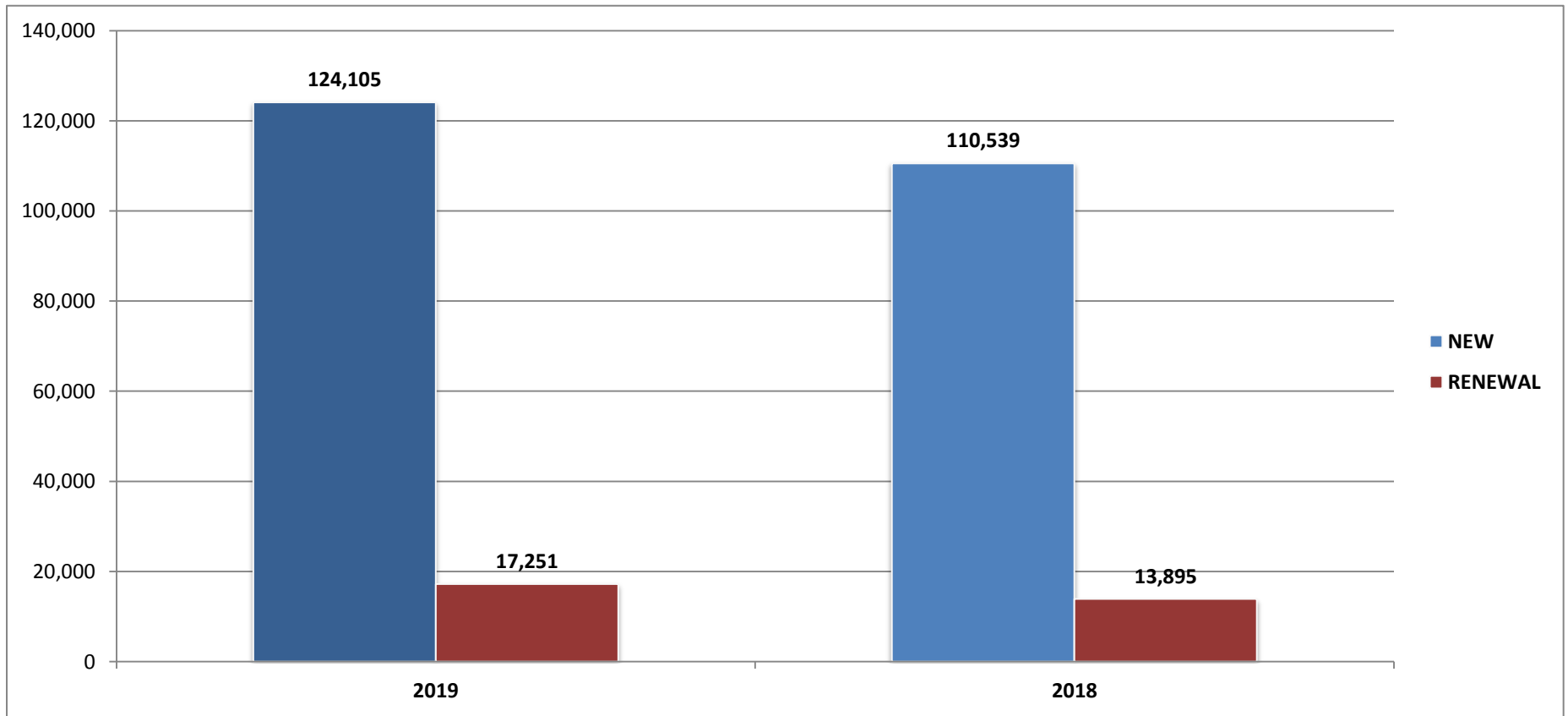
Statistical Report

January 2019



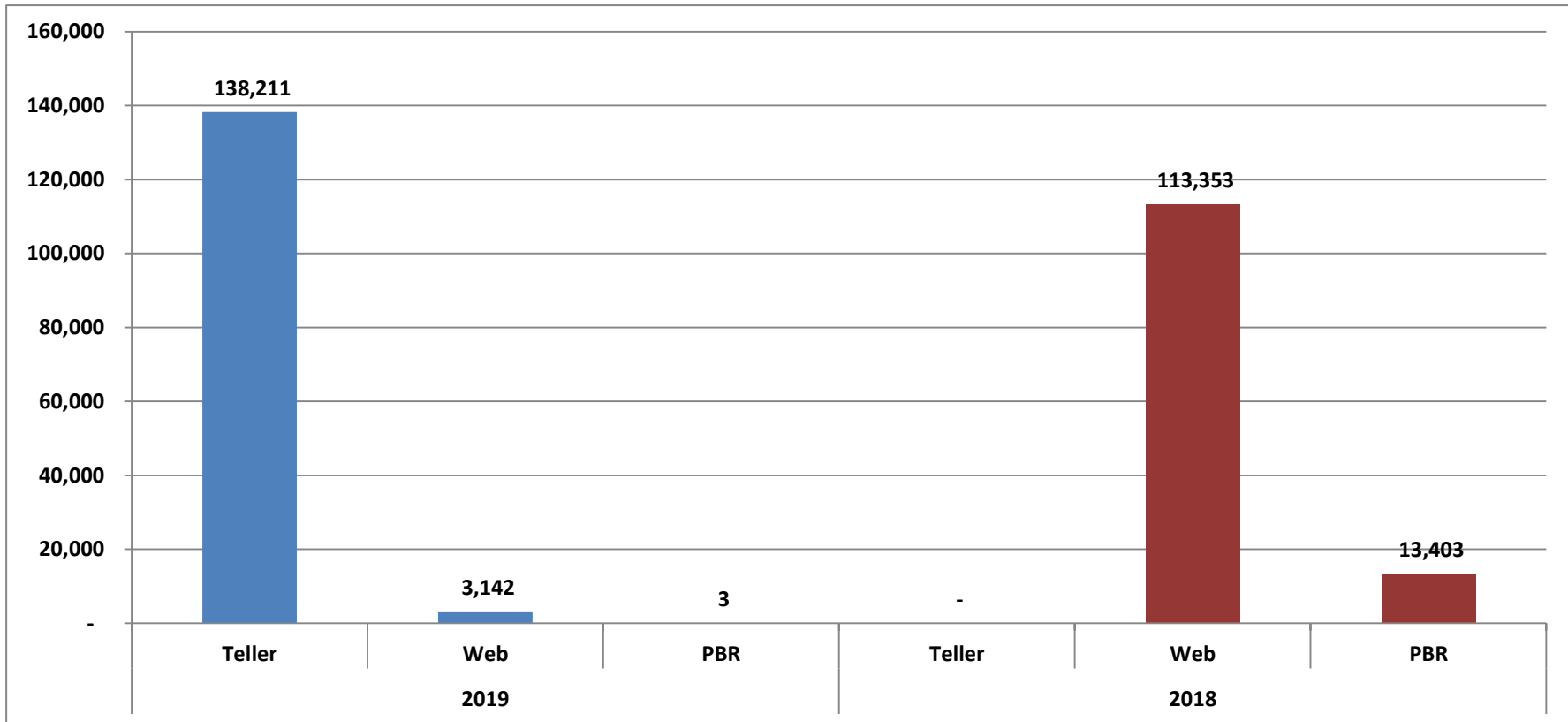
**Business Name Registration by Type  
January 2019 Vs January 2018**

Transaction Type	2019	2018	%Change
NEW	124,105	110,539	12%
RENEWAL	17,251	13,895	24%
<b>total</b>	<b>141,356</b>	<b>124,434</b>	<b>14%</b>

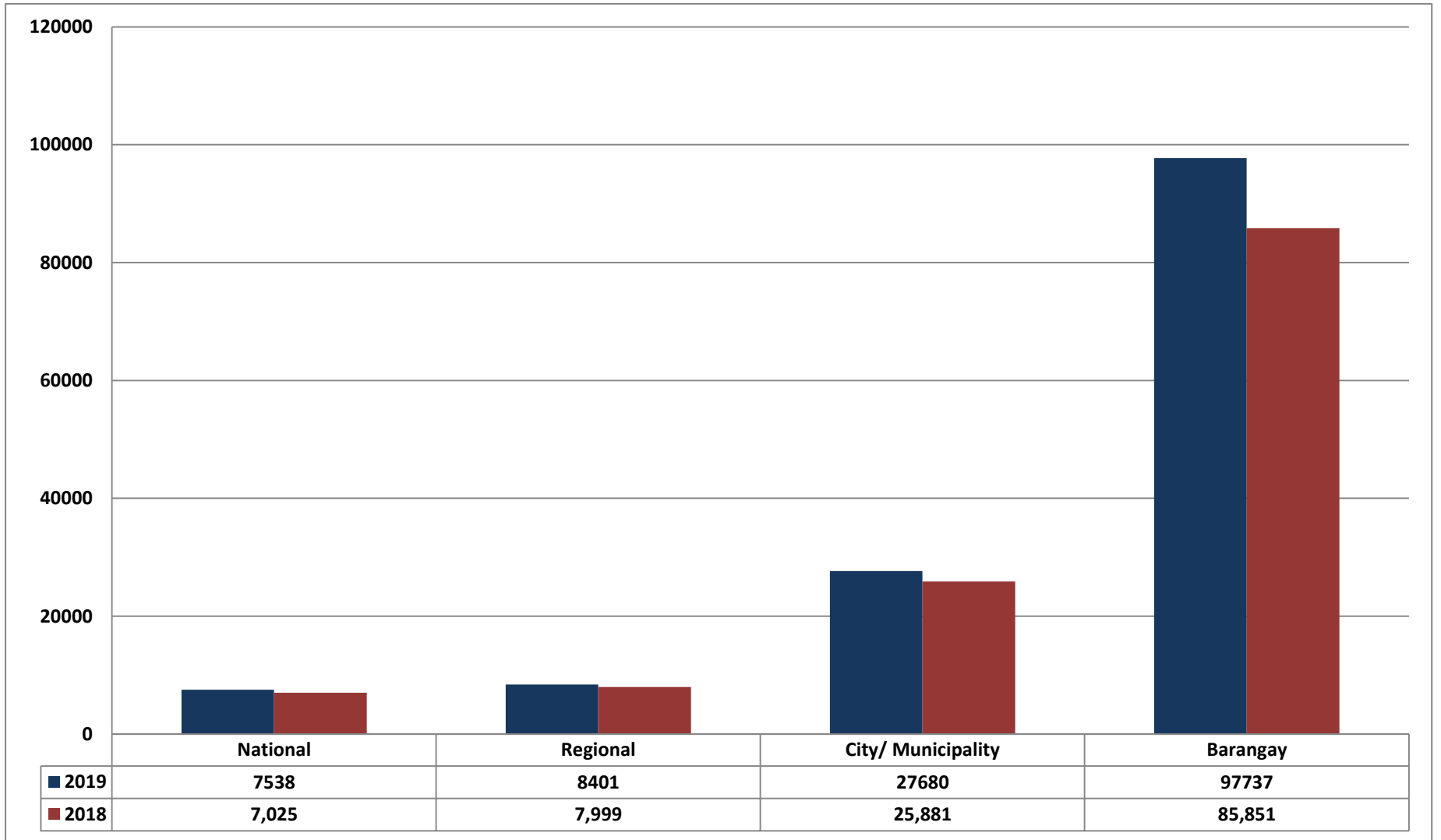


**Business Name Registration by Source  
January 2019 Vs January 2018**

2019			2018			%Change	
Source	NEW	RENEWAL	Total	NEW	RENEWAL		Total
TELLER	124,052	14,159	138,211	-	-	-	100%
WEB	50	3,092	3,142	99,566	13,787	113,353	-97%
PBR	3		3	13,403	-	13,403	-100%
<b>Grand Total</b>	<b>124,105</b>	<b>17,251</b>	<b>141,356</b>	<b>112,969</b>	<b>13,787</b>	<b>126,756</b>	<b>12%</b>



**Business Name Registration by Scope  
January 2019 Vs January 2018**



**Business Name Registration by Scope  
January 2019**

Owners Region	NEW	RENEWAL	Total	%Change
REGION 4-A (CALABARZON)	28,881	3,567	32,448	23%
REGION 3 (CENTRAL LUZON)	13,501	2,129	15,630	11%
NATIONAL CAPITAL REGION (NCR)	11,119	1,987	13,106	9%
REGION 6 (WESTERN VISAYAS)	8,578	1,353	9,931	7%
REGION 7 (CENTRAL VISAYAS)	8,859	969	9,828	7%
REGION 1 (ILOCOS REGION)	7,416	1,336	8,752	6%
REGION 2 (CAGAYAN VALLEY)	6,305	1,059	7,364	5%
REGION 5 (BICOL REGION)	5,489	900	6,389	5%
REGION 11 (DAVAO REGION)	5,200	519	5,719	4%
REGION 12 (SOCCSKSARGEN)	4,906	619	5,525	4%
MIMAROPA REGION	4,453	765	5,218	4%
REGION 13 (CARAGA)	4,628	352	4,980	4%
CORDILLERA ADMINISTRATIVE REGION (CAR)	4,001	458	4,459	3%
REGION 9 (ZAMBOANGA PENINSULA)	3,800	332	4,132	3%
REGION 8 (EASTERN VISAYAS)	3,353	399	3,752	3%
REGION 10 (NORTHERN MINDANAO)	3,062	456	3,518	2%
AUTONOMOUS REGION IN MUSLIM MINDANAO (ARMM)	554	51	605	0%
<b>Total</b>	<b>124,105</b>	<b>17,251</b>	<b>141,356</b>	<b>100%</b>

