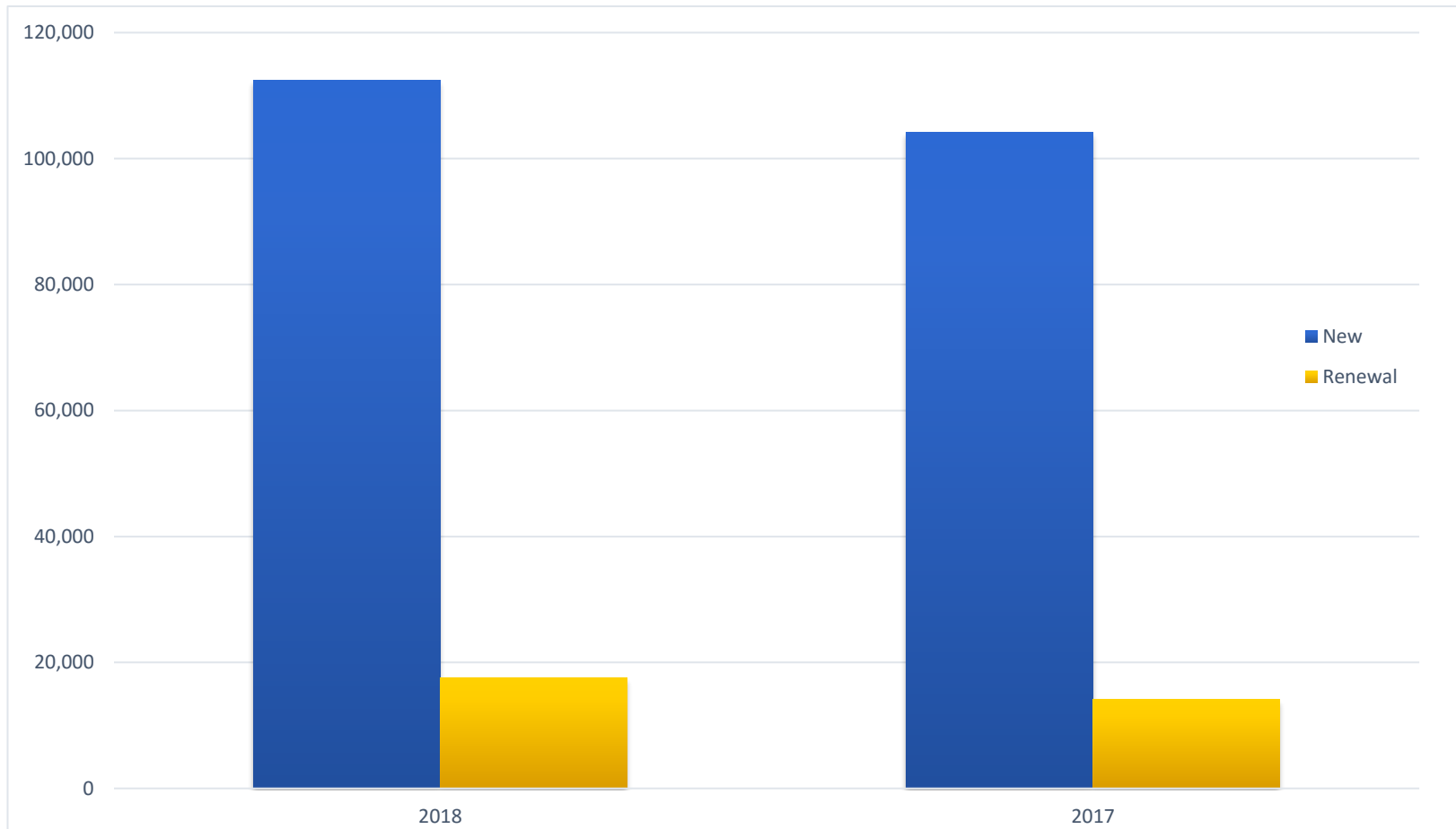




Year-to-date
Business Name
Registration
Statistical Report
2nd quarter 2018

Business Name Registration by Type
2nd quarter 2018 vs 2nd quarter 2017

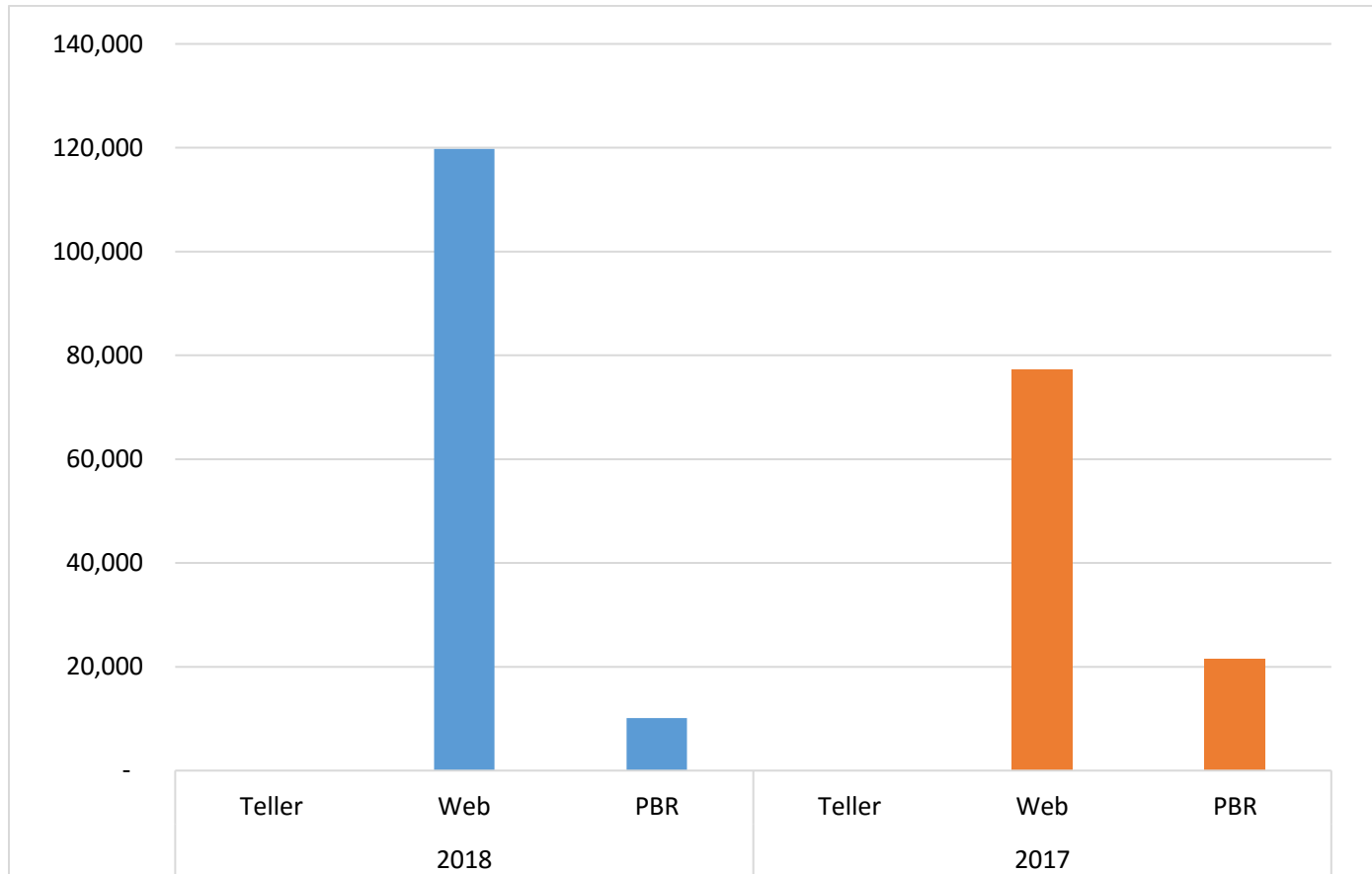
Transaction Type	2018	2017	% Change
New	112,365	104,106	8%
Renewal	17,526	14,162	24%
Total	129,891	118,268	10%



Business Name Registration by Source

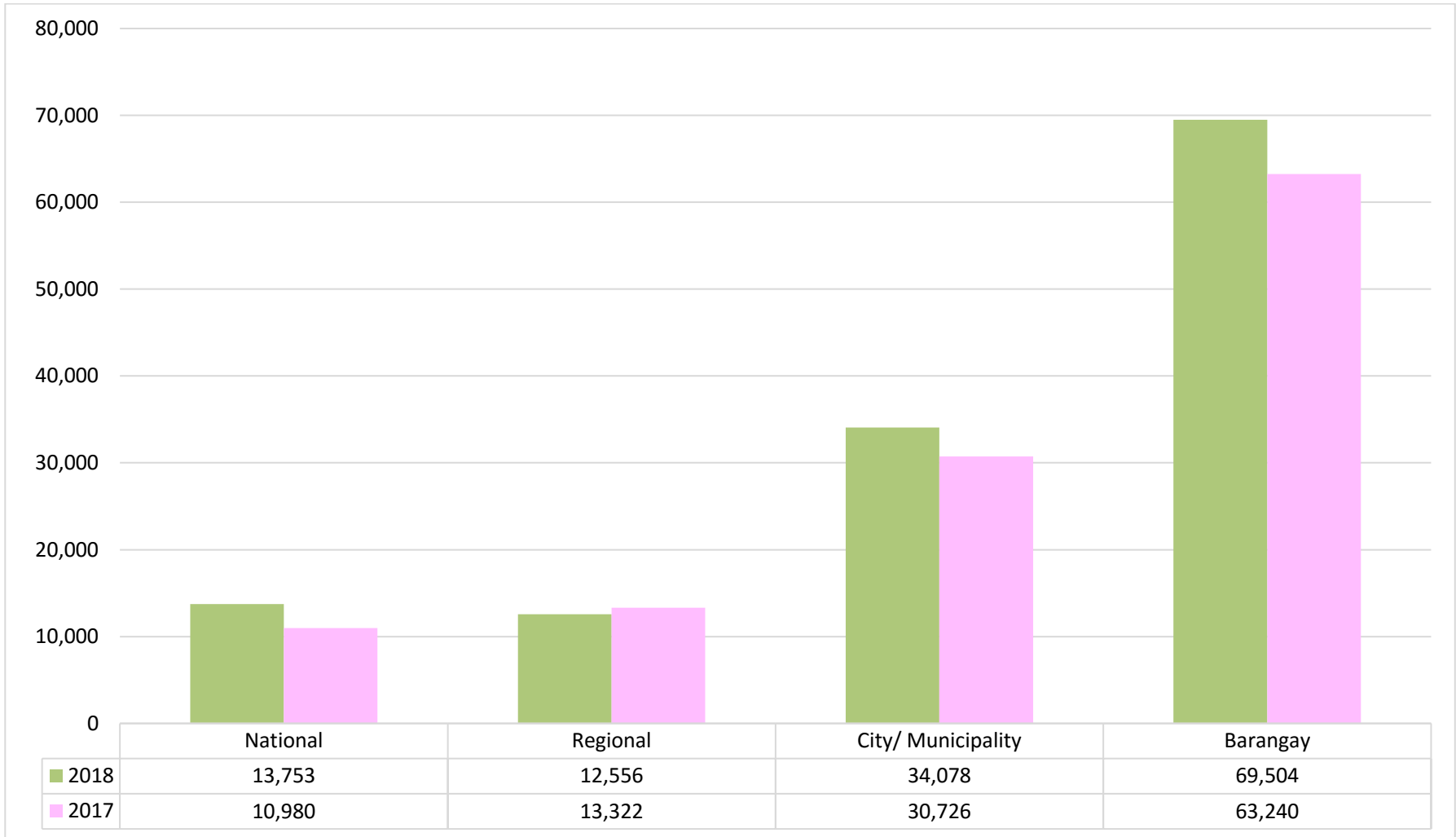
2nd quarter 2018 vs 2nd quarter 2017

2018				2017			% Change
Source	New	Renewal	Total	New	Renewal	Total	
Teller	0	0	0	16,175	3,186	19,361	-100%
Web	102,230	17,526	119,756	66,328	10,976	77,304	55%
PBR	10,135	0	10,135	21,603	0	21,603	-53%
Total	112,365	17,526	129,891	104,106	14,162	118,268	10%



Business Name Registration by Scope

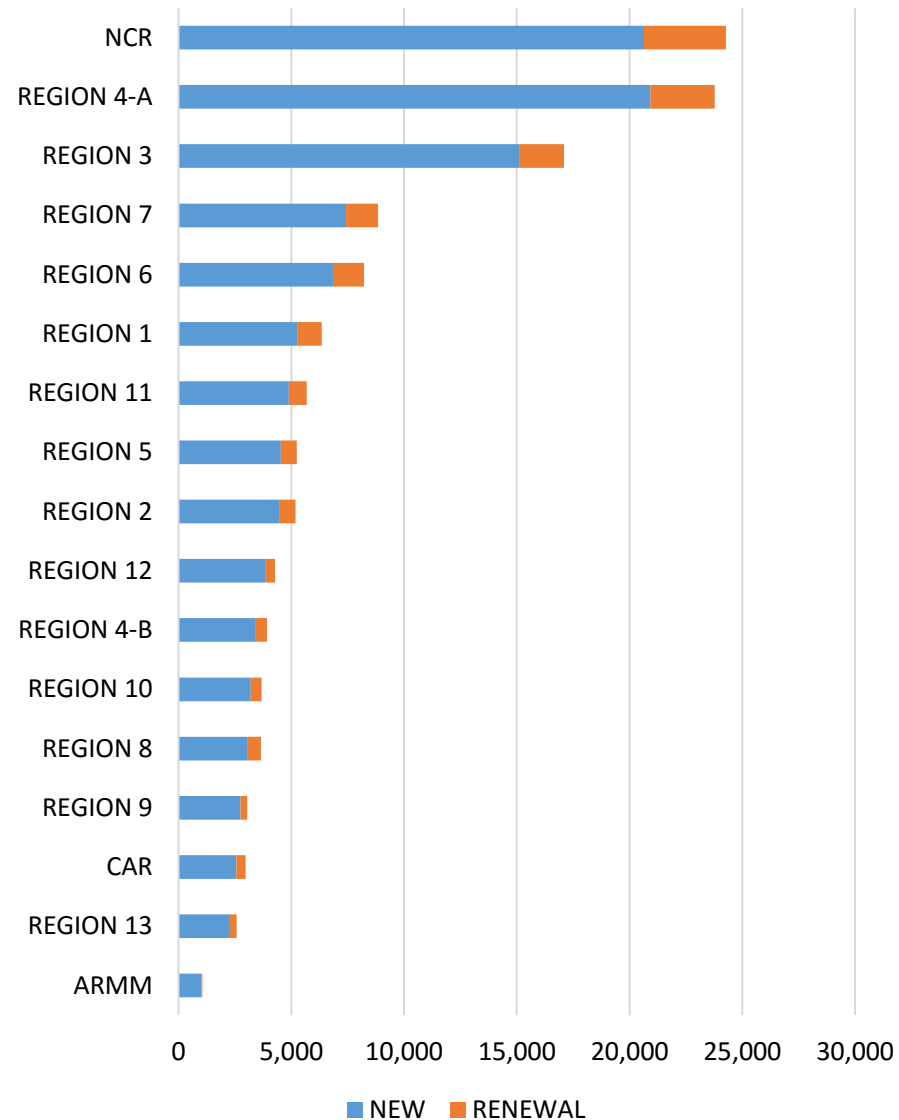
2nd quarter 2018 vs 2nd quarter 2017



Business Name (BN) Registration by Region based on Owner's Location

2nd quarter 2018

Owners Region	NEW	RENEWAL	Total	% to Total
NATIONAL CAPITAL REGION (NCR)	20,648	3,620	24,268	19%
REGION 4-A (CALABARZON)	20,925	2,858	23,783	18%
REGION 3 (CENTRAL LUZON)	15,140	1,957	17,097	13%
REGION 7 (CENTRAL VISAYAS)	7,429	1,413	8,842	7%
REGION 6 (WESTERN VISAYAS)	6,853	1,368	8,221	6%
REGION 1 (ILOCOS REGION)	5,281	1,074	6,355	5%
REGION 11 (DAVAO REGION)	4,888	803	5,691	4%
REGION 5 (BICOL REGION)	4,541	702	5,243	4%
REGION 2 (CAGAYAN VALLEY)	4,497	689	5,186	4%
REGION 12 (SOCCSKSARGEN)	3,837	437	4,274	3%
REGION 4-B (MIMAROPA)	3,424	504	3,928	3%
REGION 10 (NORTHERN MINDANAO)	3,195	492	3,687	3%
REGION 8 (EASTERN VISAYAS)	3,080	573	3,653	3%
REGION 9 (ZAMBOANGA PENINSULA)	2,753	298	3,051	2%
CORDILLERA ADMINISTRATIVE REGION (CAR)	2,569	401	2,970	2%
REGION 13 (CARAGA)	2,283	298	2,581	2%
AUTONOMOUS REGION IN MUSLIM MINDANAO (ARMM)	1,022	39	1,061	1%
Total	112,365	17,526	129,891	100%



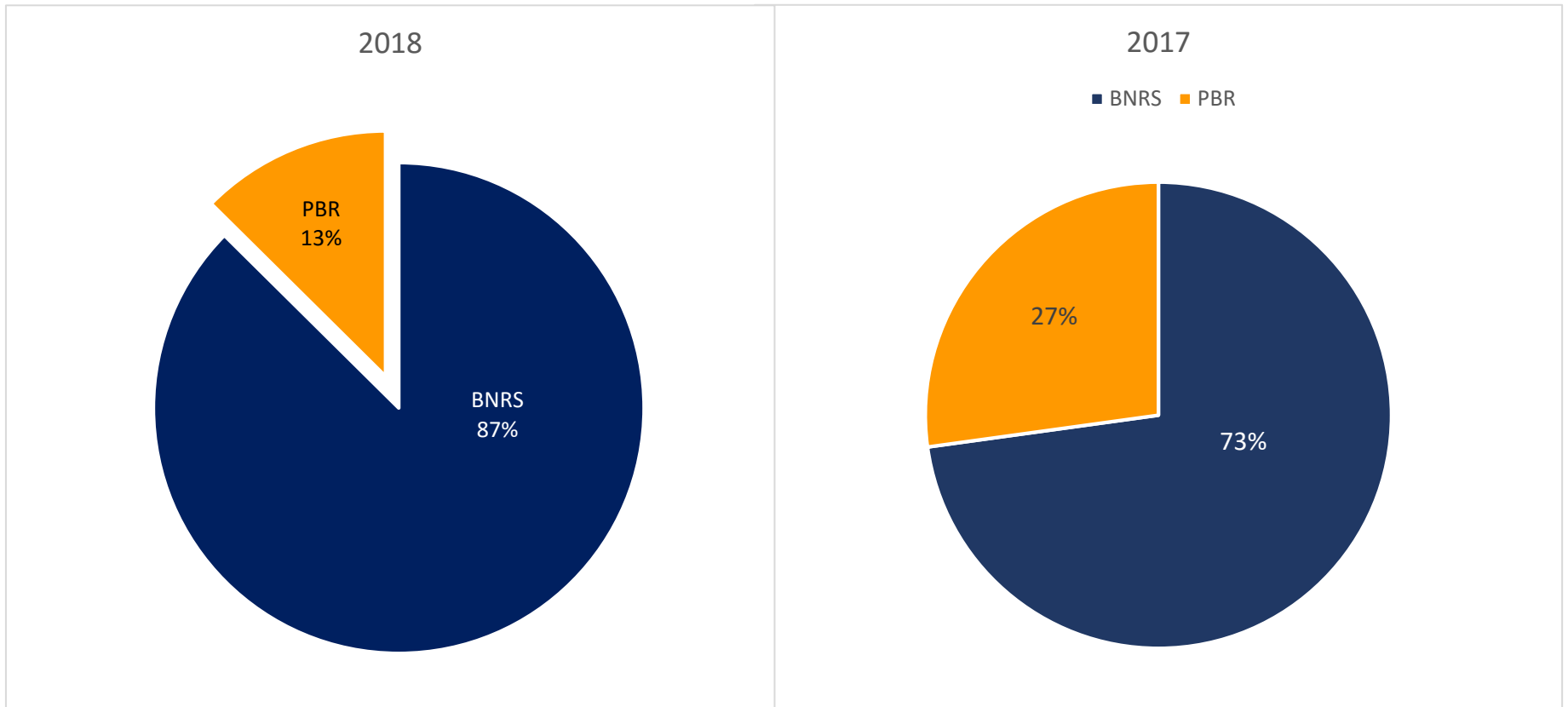
BNRS and PBR Ratio
2nd quarter 2018 vs 2nd quarter 2017

* %BNRS VS %PBR	2018	2018%	2017	2017%
BNRS	113,552	87%	86,126	73%
PBR	16,339	13%	32,142	27%
TOTAL	129,891	100%	118,268	100%

S

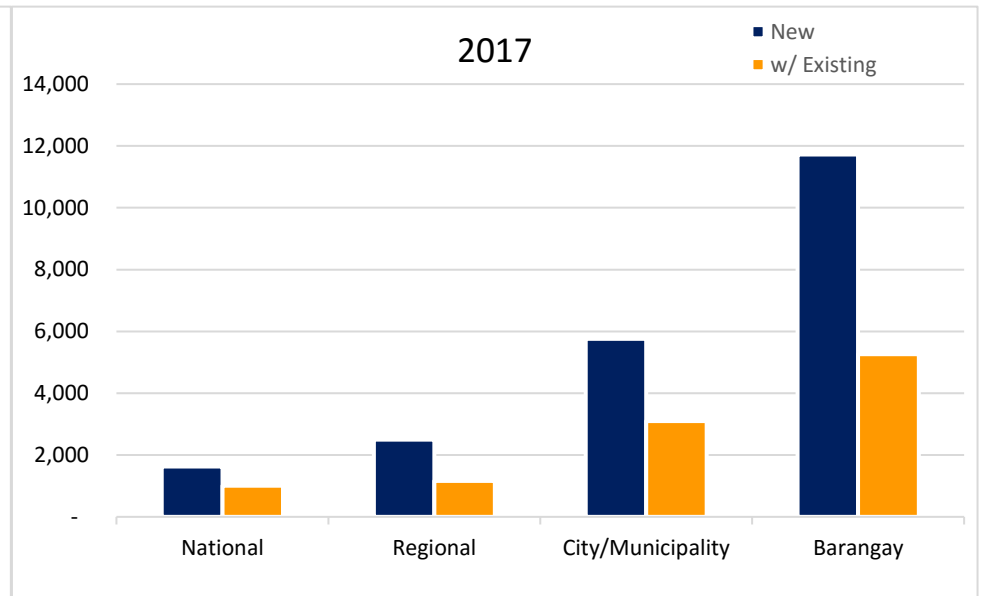
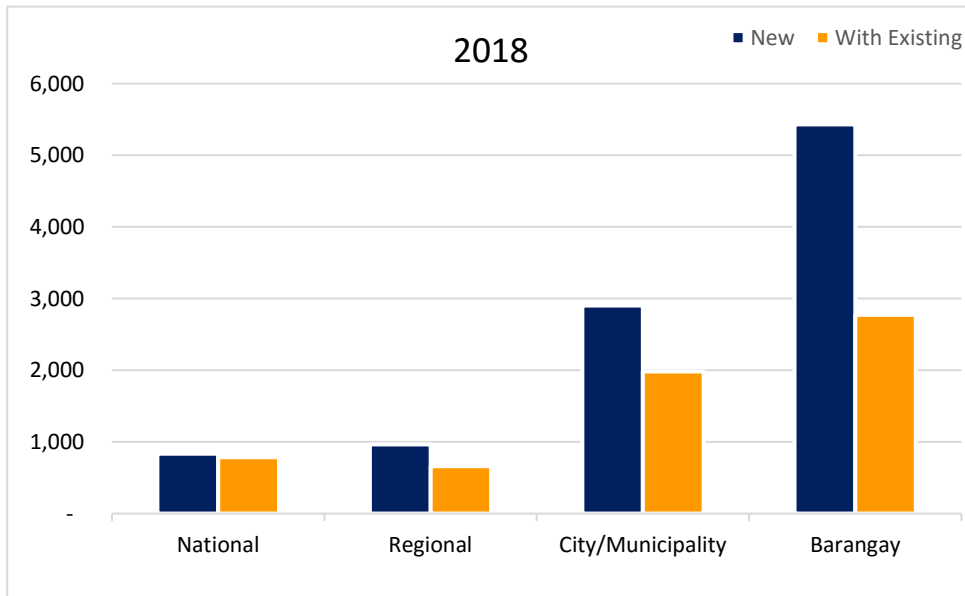
**%BNRS VS %PBR = PBR new and with existing /TOTAL and BN new/TOTAL*

** BN new= New transactions though Web and Tellers*



Philippine Business Registration System (PBRs) by Scope
2nd quarter 2018 vs 2nd quarter 2017

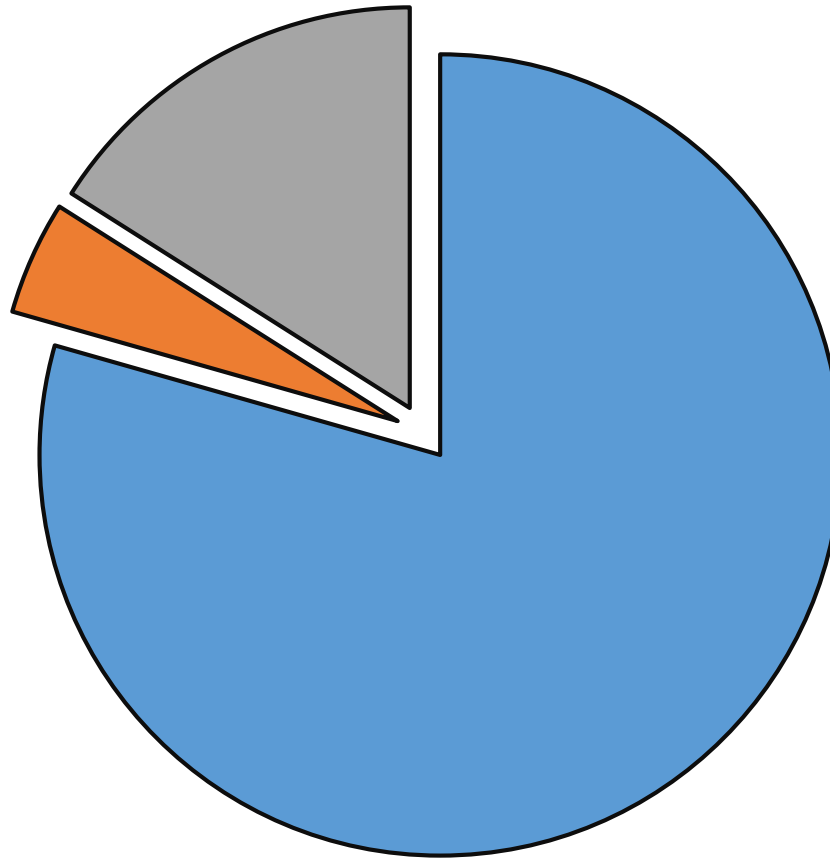
2018				2017			
Scope	New	With Existing	Total	New	With Existing	Total	% Change
National	837	787	1,624	1,627	1,011	2,638	-38%
Regional	963	662	1,625	2,502	1,168	3,670	-56%
City/Municipality	2,903	1,982	4,885	5,756	3,097	8,853	-45%
Barangay	5,432	2,773	8,205	11,718	5,263	16,981	-52%
Total	10,135	6,204	16,339	21,603	10,539	32,142	-49%



Business Registration Online Turnaround Time

2nd quarter 2018

15 mins and less	79%
16-30 mins	5%
31-45 mins	16%



■ 15 mins and less ■ 16-30 mins ■ 31-45 mins