

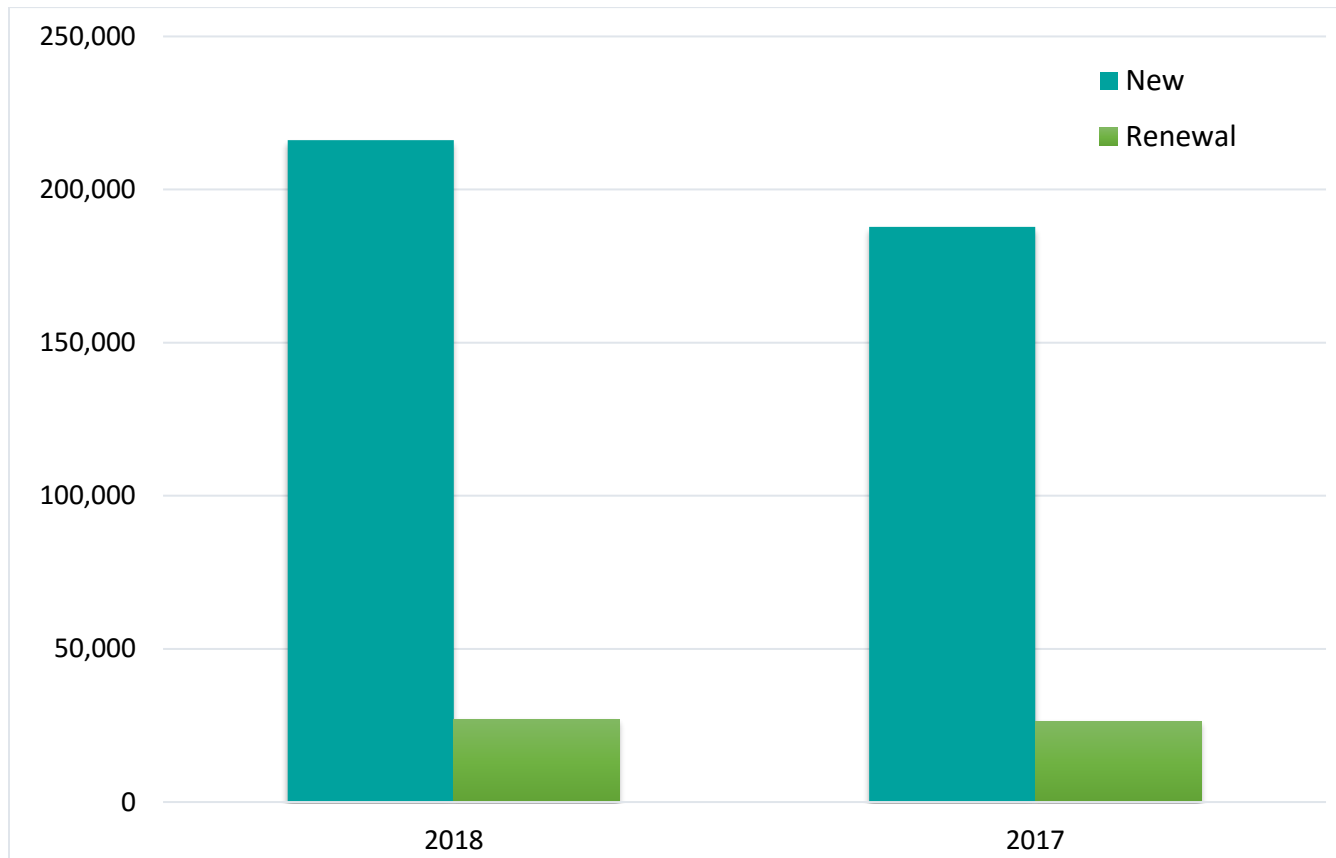


Year-to-date  
Business Name  
Registration  
Statistical Report  
1<sup>st</sup> Quarter 2018

### Business Name Registration by Type

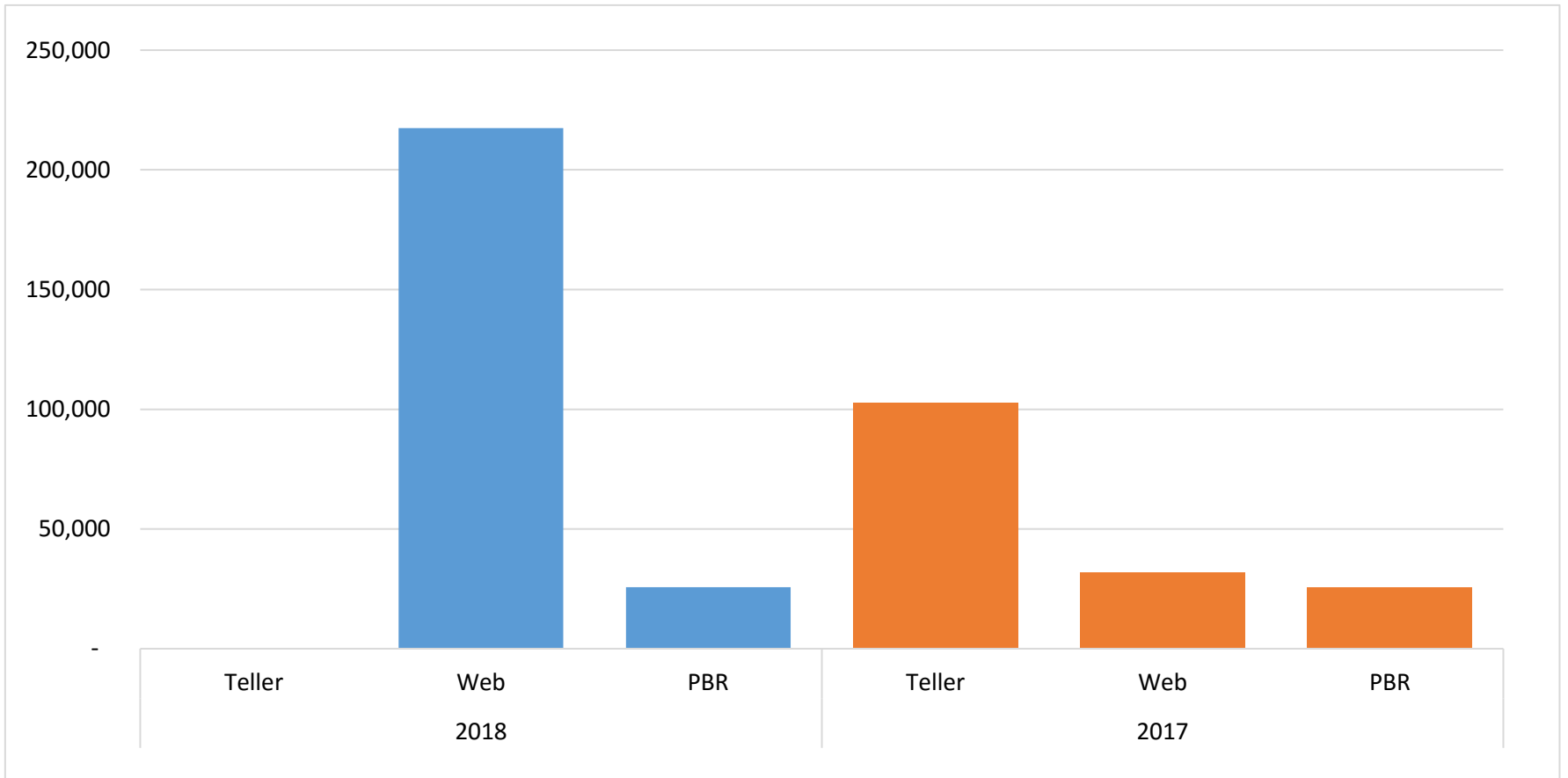
1<sup>st</sup> Quarter 2018

Transaction Type	2018	2017	% Change
New	216,094	187,858	15%
Renewal	27,091	26,455	2%
<b>Total</b>	<b>243,185</b>	<b>214,313</b>	<b>13%</b>



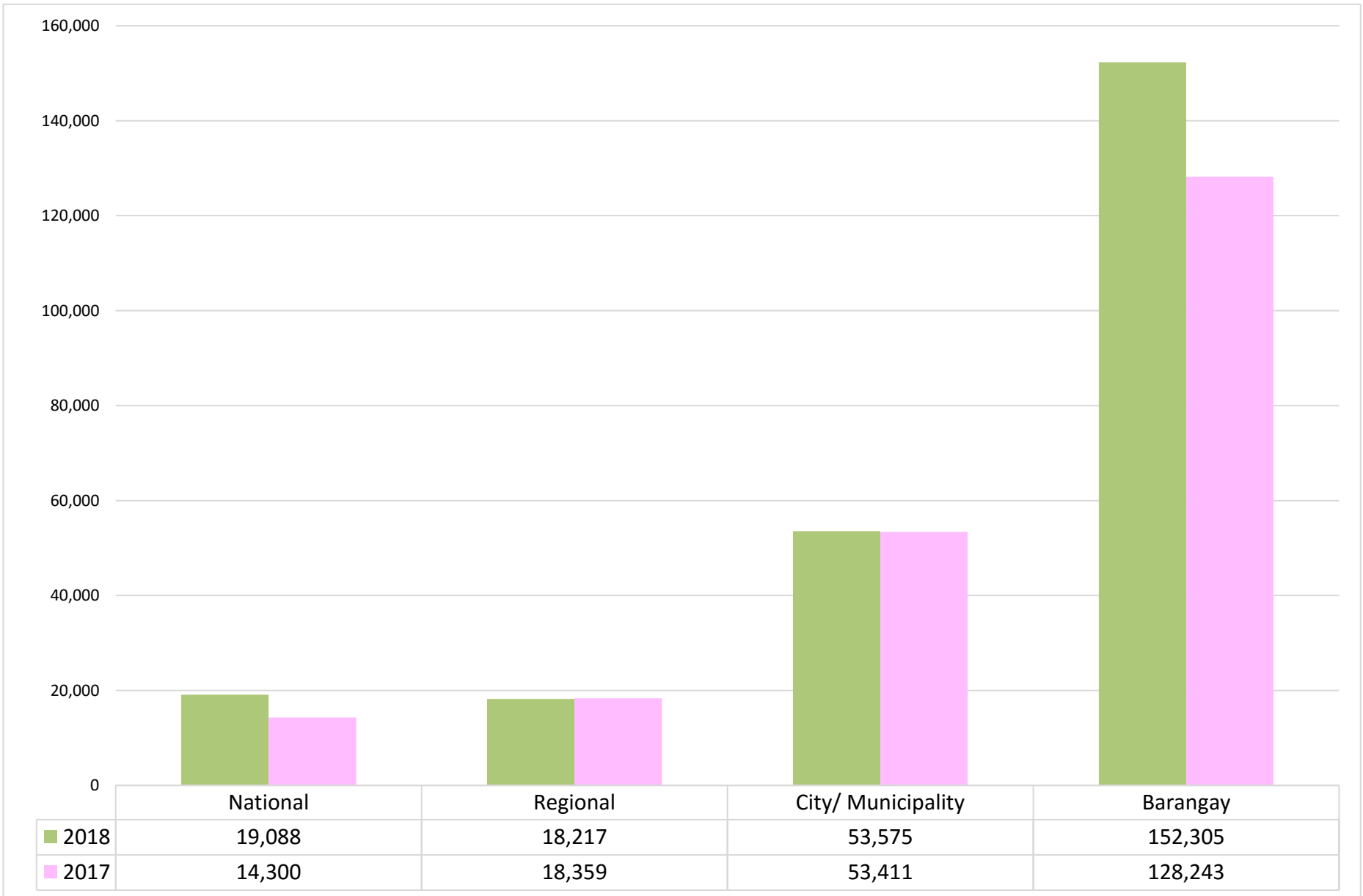
**Business Name Registration by Source**  
 1<sup>st</sup> Quarter 2018 VS 1<sup>st</sup> Quarter 2017

2018				2017			% Change
Source	New	Renewal	Total	New	Renewal	Total	
Teller	0	0	0	113,987	21,218	135,205	-100%
Web	190,377	27,091	217,468	40,238	5,237	45,475	378%
PBR	25,717	0	25,717	33,633	0	33,633	-24%
<b>Total</b>	<b>216,094</b>	<b>27,091</b>	<b>243,185</b>	<b>187,858</b>	<b>26,455</b>	<b>214,313</b>	<b>13%</b>



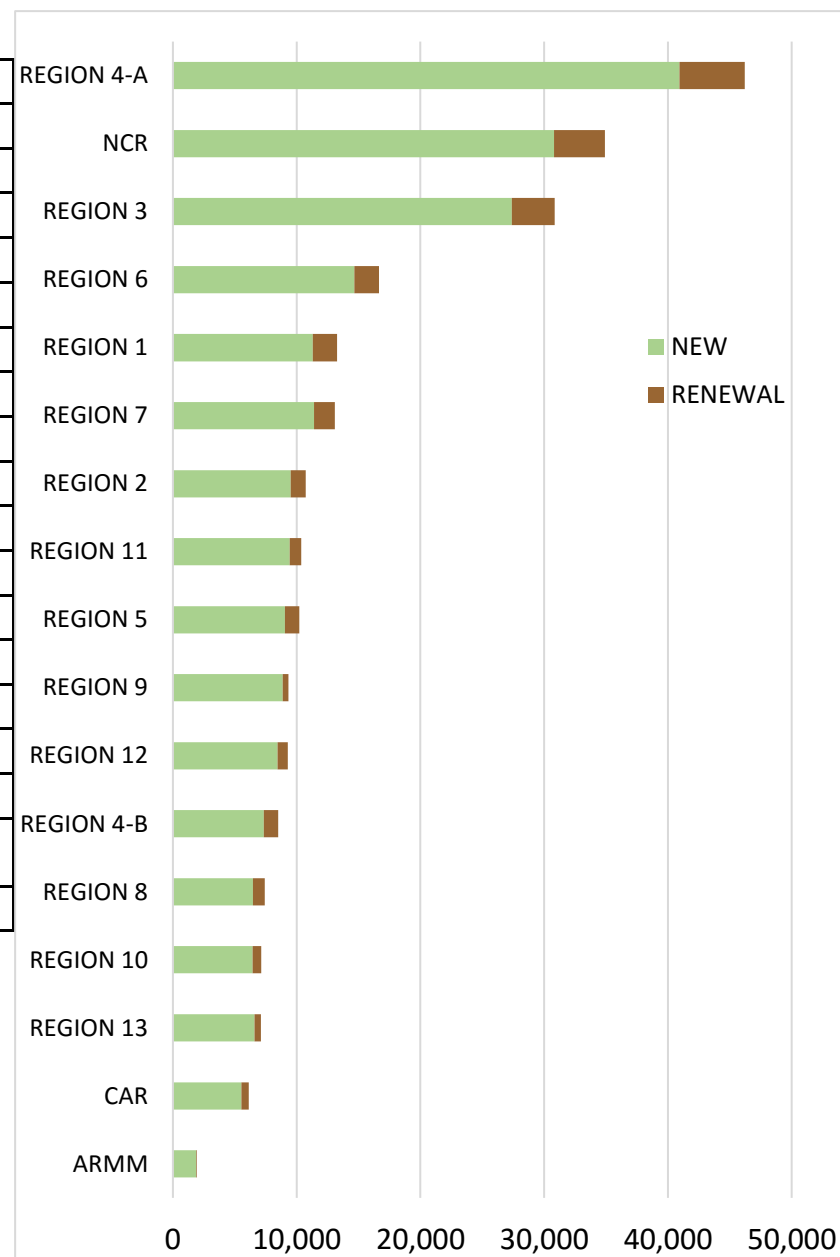
### Business Name Registration by Scope

1<sup>st</sup> Quarter 2018



**Business Name Registration by Region based on Owner's Address**  
1<sup>st</sup> Quarter 2018

Owners Region	NEW	RENEWAL	Total	% to Total
REGION 4-A (CALABARZON)	40,943	5,258	46,201	19%
NATIONAL CAPITAL REGION (NCR)	30,799	4,116	34,915	14%
REGION 3 (CENTRAL LUZON)	27,386	3,460	30,846	13%
REGION 6 (WESTERN VISAYAS)	14,669	1,987	16,656	7%
REGION 1 (ILOCOS REGION)	11,297	1,977	13,274	5%
REGION 7 (CENTRAL VISAYAS)	11,405	1,690	13,095	5%
REGION 2 (CAGAYAN VALLEY)	9,524	1,205	10,729	4%
REGION 11 (DAVAO REGION)	9,433	945	10,378	4%
REGION 5 (BICOL REGION)	9,048	1,172	10,220	4%
REGION 9 (ZAMBOANGA PENINSULA)	8,868	455	9,323	4%
REGION 12 (SOCCSKSARGEN)	8,458	829	9,287	4%
REGION 4-B (MIMAROPA)	7,354	1,149	8,503	3%
REGION 8 (EASTERN VISAYAS)	6,453	980	7,433	3%
REGION 10 (NORTHERN MINDANAO)	6,437	701	7,138	3%
REGION 13 (CARAGA)	6,599	519	7,118	3%
CORDILLERA ADMINISTRATIVE REGION (CAR)	5,533	604	6,137	3%
AUTONOMOUS REGION IN MUSLIM MINDANAO (ARMM)	1,888	44	1,932	1%
<b>Total</b>	<b>216,094</b>	<b>27,091</b>	<b>243,185</b>	<b>100%</b>



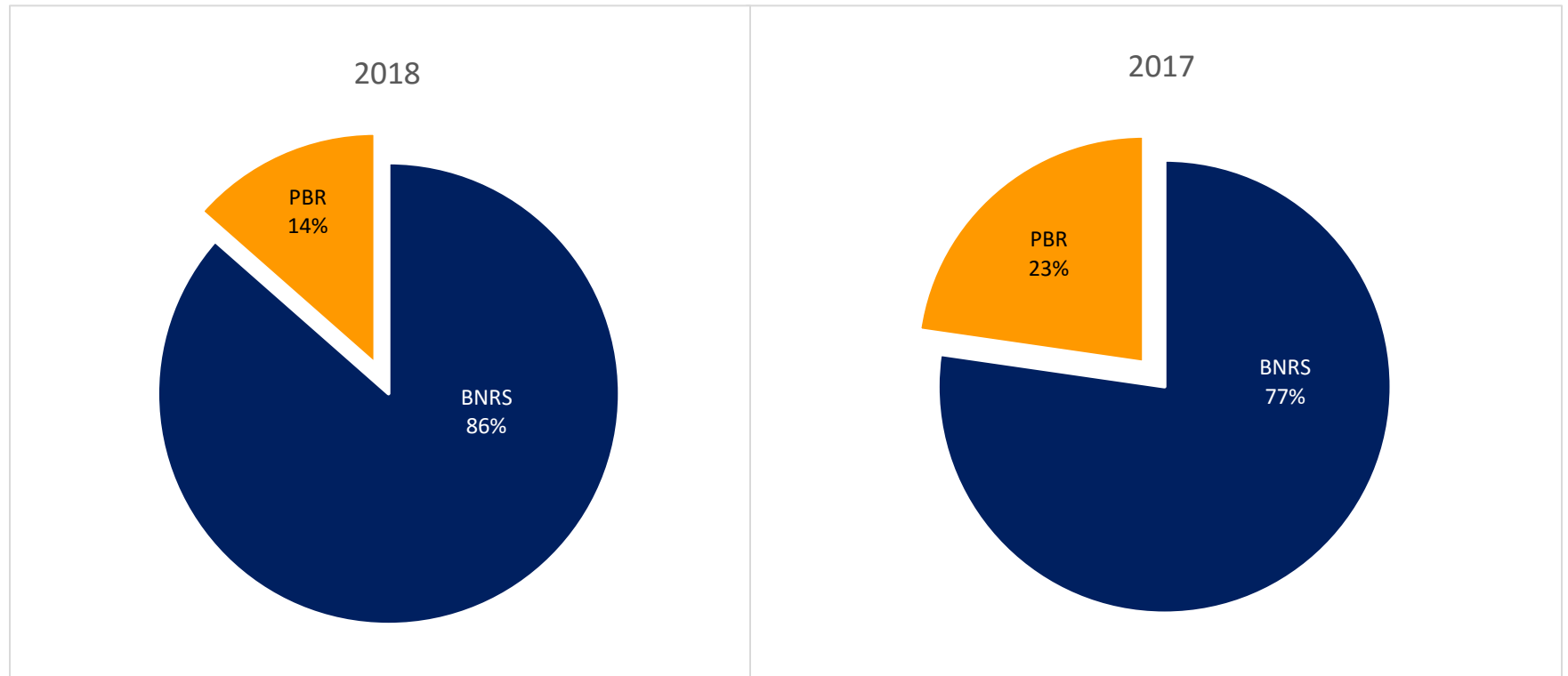
### BNRS and PBR Ratio

1<sup>st</sup> Quarter 2018 VS 1<sup>st</sup> Quarter 2017

* %BNRS VS %PBR	2018	2018%	2017	2017%
<b>BNRS</b>	<b>210,323</b>	86%	<b>165,646</b>	77%
<b>PBR</b>	<b>32,862</b>	14%	<b>48,667</b>	23%
<b>TOTAL</b>	<b>243,185</b>	<b>100%</b>	<b>214,313</b>	100%

*\*%BNRS VS %PBR = PBR new and with existing /TOTAL and BN new/TOTAL*

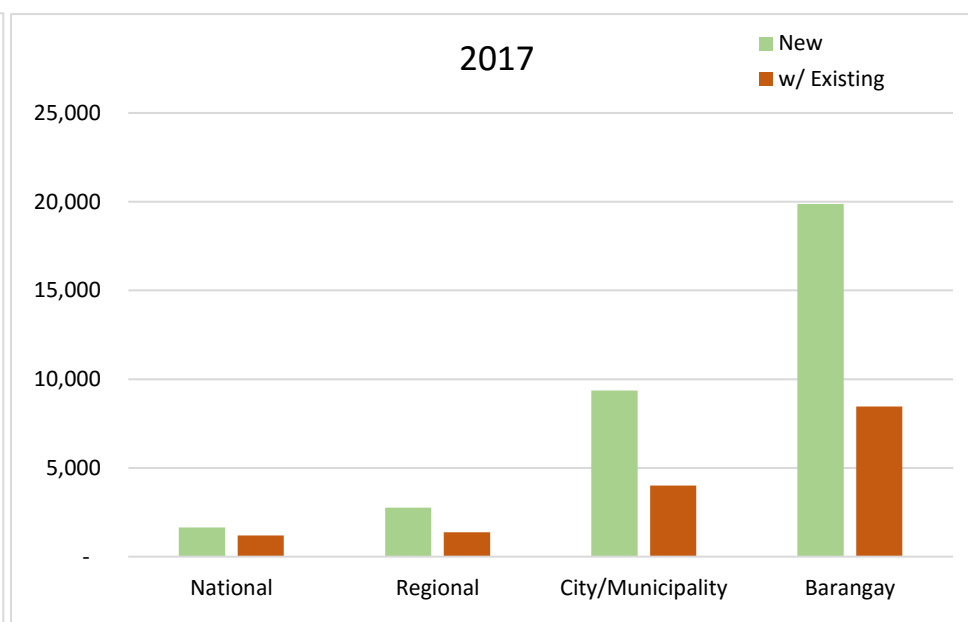
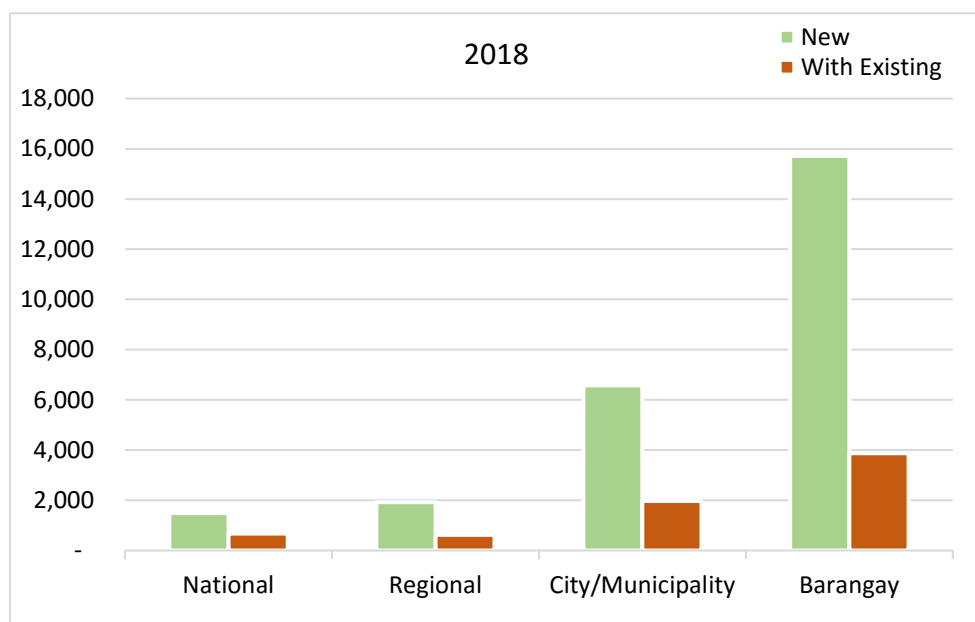
*\* BN new= New transactions though Web and Tellers*



## Philippine Business Registration System (PBRs) by Scope

1<sup>st</sup> Quarter 2018 VS 1<sup>st</sup> Quarter 2017

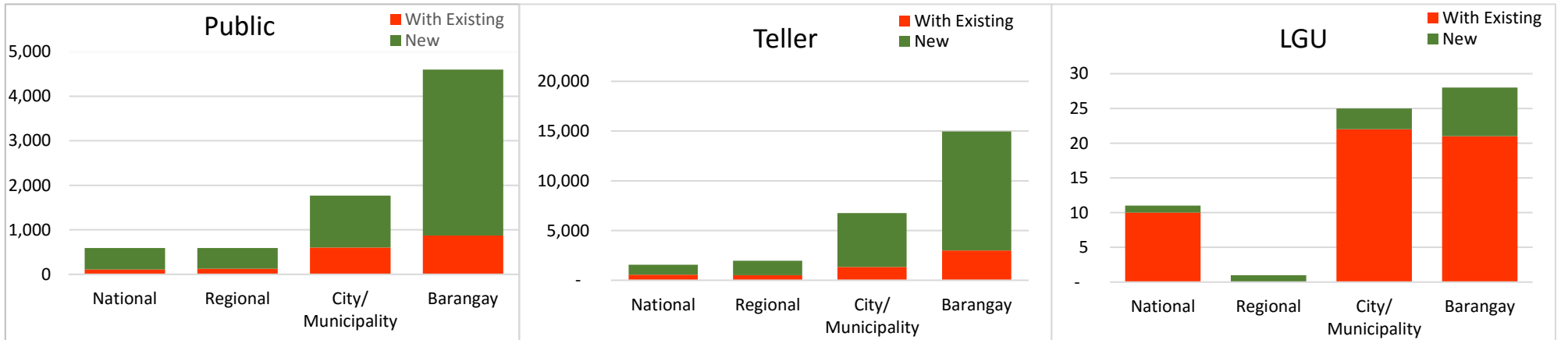
Scope	2018			2017			
	New	With Existing	Total	New	With Existing	Total	% Change
National	1,497	674	2,171	1,641	1,194	2,835	-23%
Regional	1,930	628	2,558	2,755	1,380	4,135	-38%
City/Municipality	6,573	1,970	8,543	9,361	3,999	13,360	-36%
Barangay	15,717	3,873	19,590	19,876	8,461	28,337	-31%
<b>Total</b>	<b>25,717</b>	<b>7,145</b>	<b>32,862</b>	<b>33,633</b>	<b>15,034</b>	<b>48,667</b>	<b>-32%</b>



## Philippine Business Registration System (PBRs) by Source

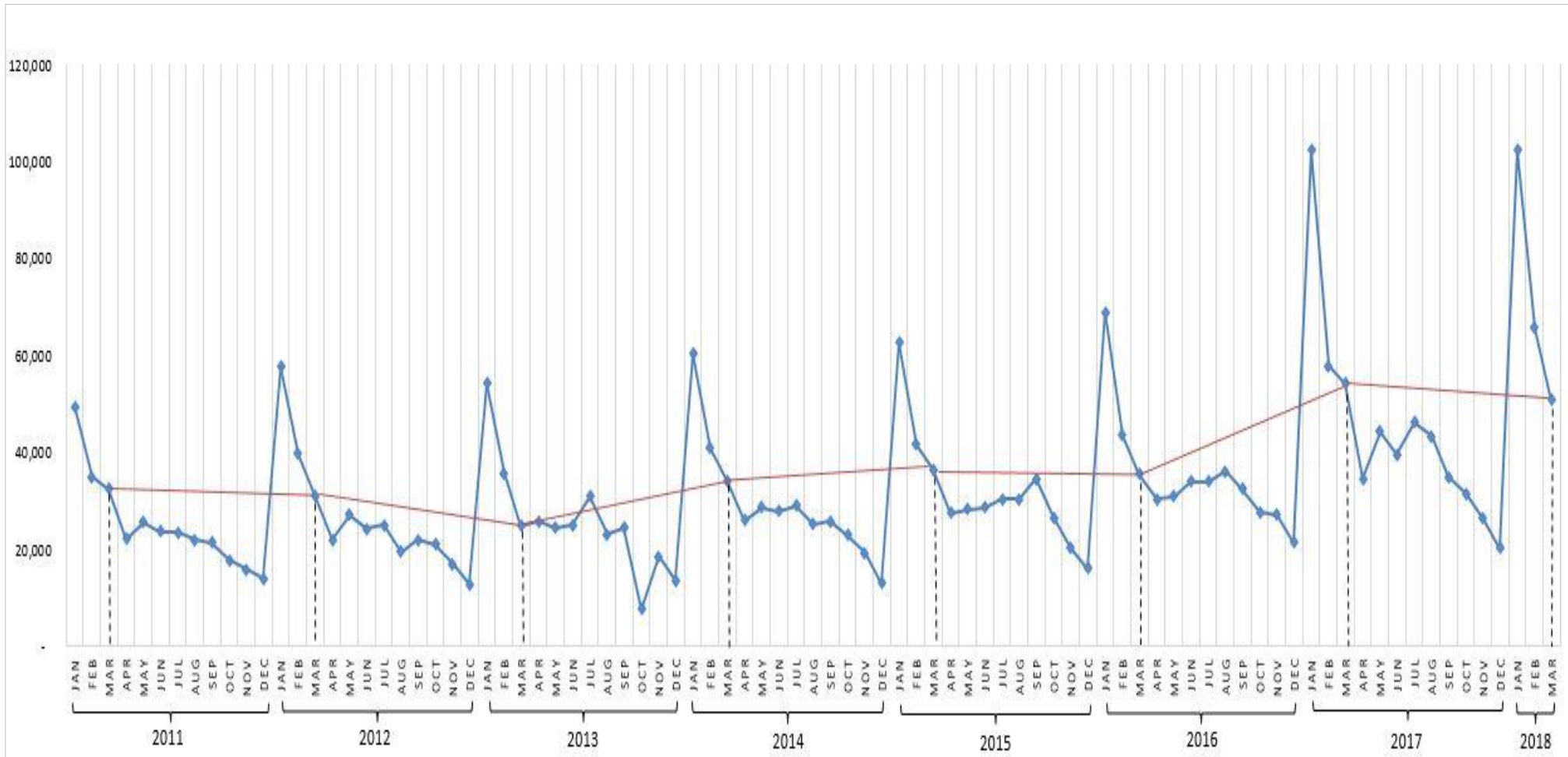
1<sup>st</sup> Quarter 2018

SCOPE	PUBLIC			DTI TELLER			LGU			Grand Total
	New	With Existing	Total	New	With Existing	Total	New	With Existing	Total	
National	479	110	589	1,017	554	1,571	1	10	11	2,171
Regional	467	125	592	1,462	495	1,957	1	8	9	2,558
City/ Municipality	1,169	601	1,770	5,401	1,347	6,748	3	22	25	8,543
Barangay	3,728	873	4,601	11,982	2,979	14,961	7	21	28	19,590
<b>Total</b>	<b>5,843</b>	<b>1,709</b>	<b>7,552</b>	<b>19,862</b>	<b>5,375</b>	<b>25,237</b>	<b>12</b>	<b>61</b>	<b>73</b>	<b>32,862</b>





Business Name Registration  
2011 – Mar 2018



### Business Registration Online Turnaround Time

1 <sup>st</sup> Quarter 2018	
15 minutes and less	77%
16-30 minutes	4%
31-45 minutes	18%

