



Year-to-date

Business Name

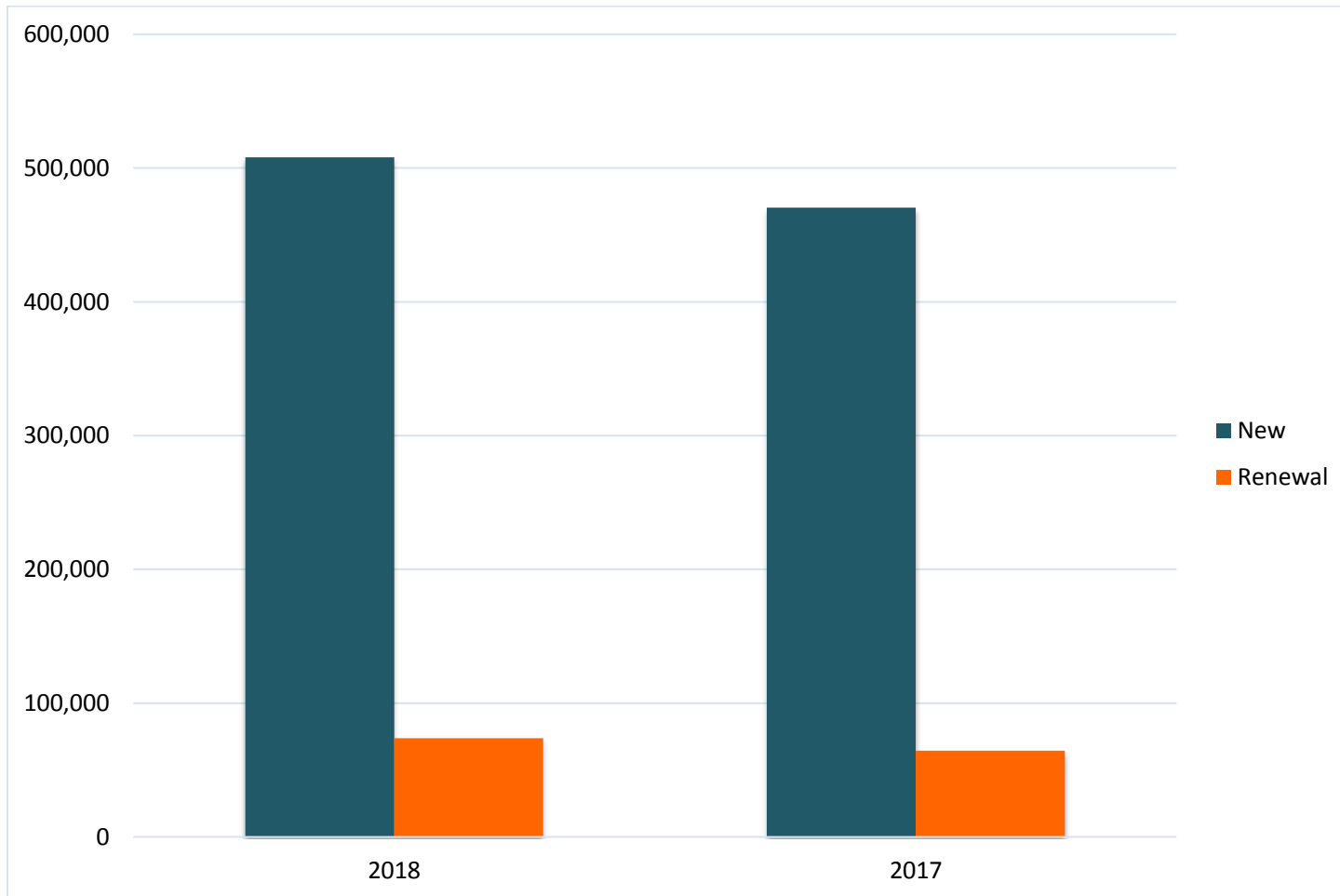
Registration

Statistical Report

January – December 2018

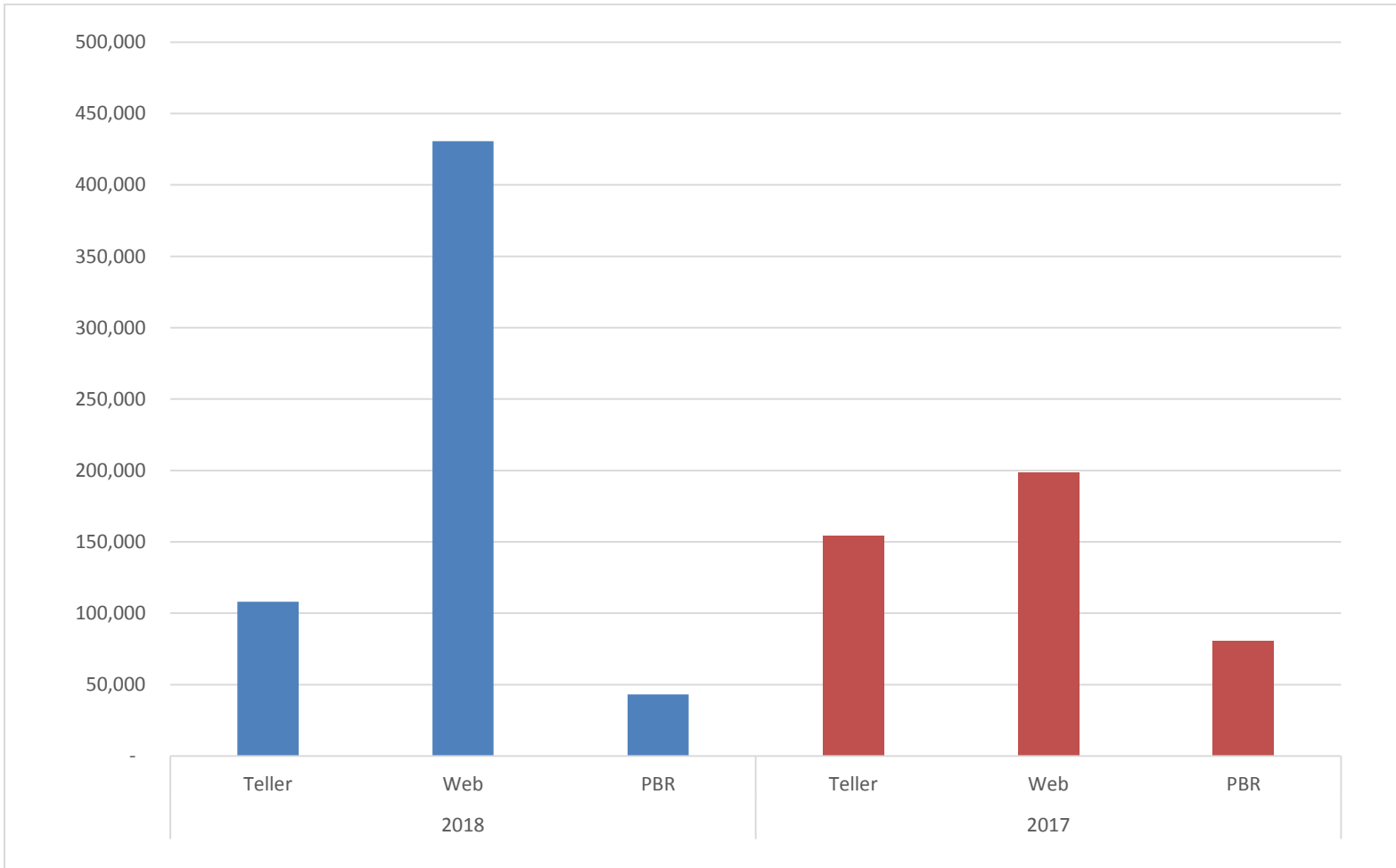
Business Name Registration by Type
January to December 2018 VS January to December 2017

Transaction Type	2018	2017	% Change
New	508,160	470,550	8%
Renewal	73,846	64,504	14%
Total	582,006	535,054	9%

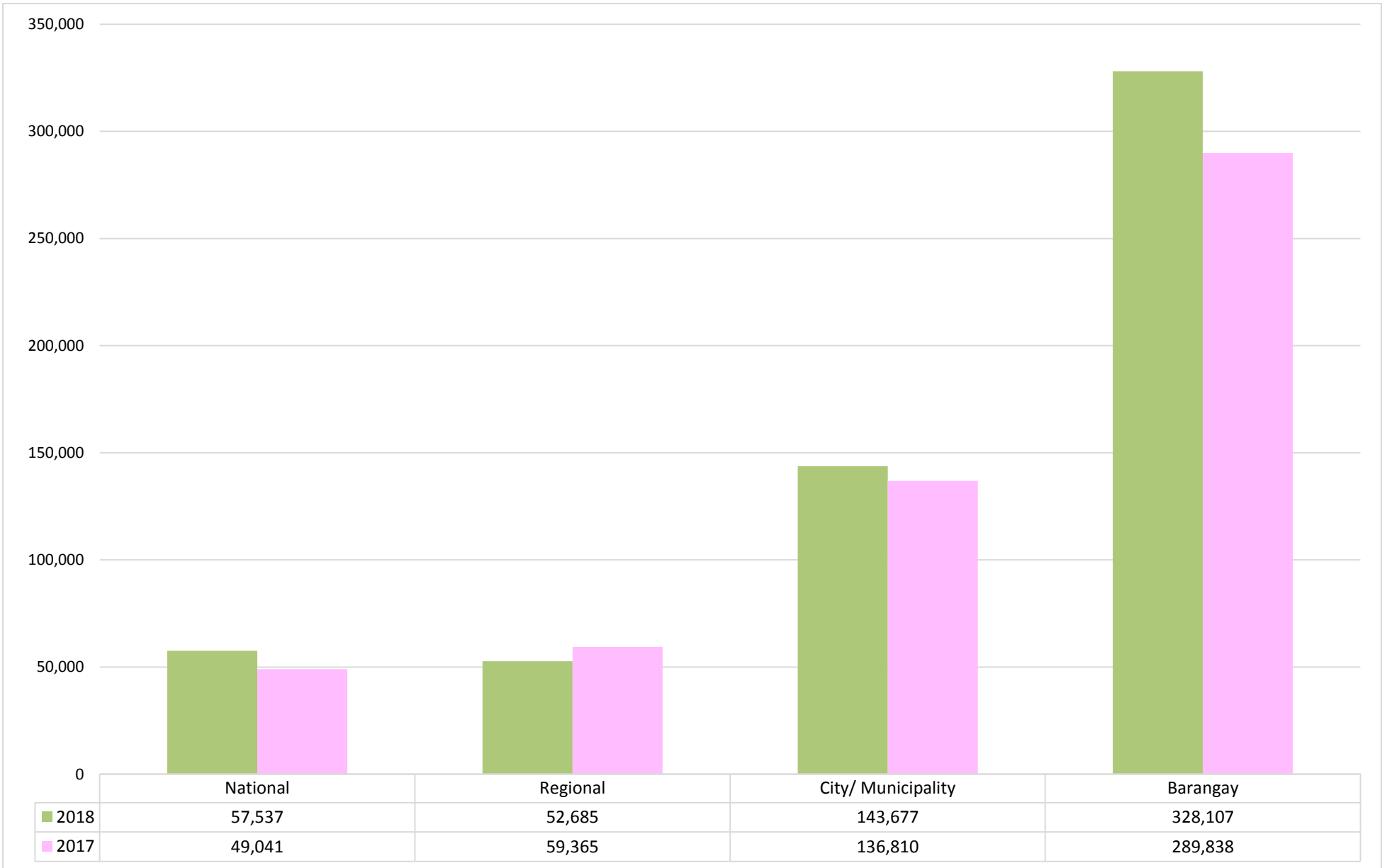


Business Name Registration by Source
January to December 2018 VS January to December 2017

2018			2017			% Change	
Source	New	Renewal	Total	New	Renewal		Total
Teller	92,732	15,417	108,149	130,240	24,416	154,656	-30%
Web	372,203	58,429	430,632	259,607	40,088	299,695	44%
PBR	43,225	0	43,225	80,703	0	80,703	-46%
Total	508,160	73,846	582,006	470,550	64,504	535,054	9%



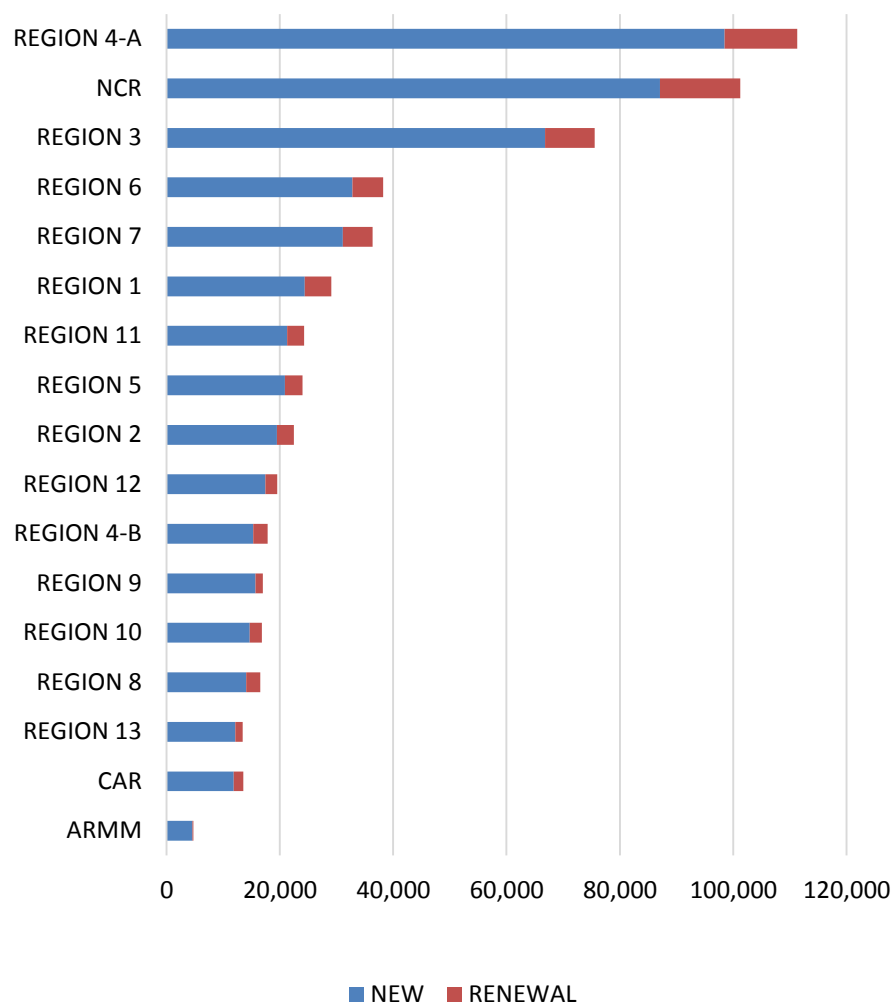
Business Name Registration by Scope
January to December 2018 VS January to December 2017



Business Name Registration by Region based on Owner's Address

January to December 2018

Owners Region	NEW	RENEWAL	Total	% to Total
REGION 4-A (CALABARZON)	98,514	12,817	111,331	19%
NATIONAL CAPITAL REGION (NCR)	87,062	14,207	101,269	17%
REGION 3 (CENTRAL LUZON)	66,788	8,768	75,556	13%
REGION 6 (WESTERN VISAYAS)	32,807	5,413	38,220	7%
REGION 7 (CENTRAL VISAYAS)	31,124	5,223	36,347	6%
REGION 1 (ILOCOS REGION)	24,386	4,687	29,073	5%
REGION 11 (DAVAO REGION)	21,287	2,991	24,278	4%
REGION 5 (BICOL REGION)	20,914	3,076	23,990	4%
REGION 2 (CAGAYAN VALLEY)	19,463	3,006	22,469	4%
REGION 12 (SOCCSKSARGEN)	17,462	2,070	19,532	3%
REGION 4-B (MIMAROPA)	15,319	2,535	17,854	3%
REGION 9 (ZAMBOANGA PENINSULA)	15,719	1,261	16,980	3%
REGION 10 (NORTHERN MINDANAO)	14,696	2,109	16,805	3%
REGION 8 (EASTERN VISAYAS)	14,046	2,510	16,556	3%
CORDILLERA ADMINISTRATIVE REGION (CAR)	11,838	1,729	13,567	2%
REGION 13 (CARAGA)	12,160	1,291	13,451	2%
AUTONOMOUS REGION IN MUSLIM MINDANAO (ARMM)	4,575	153	4,728	1%
NEGROS ISLAND REGION (NIR)	0	0	0	0%
Total	508,160	73,846	582,006	100%



Business Registration Online Turnaround Time

Jan to Nov 2018

15 mins and less	82%
16-30 mins	4%
31-45 mins	14%

