



Year-to-date

Business Name

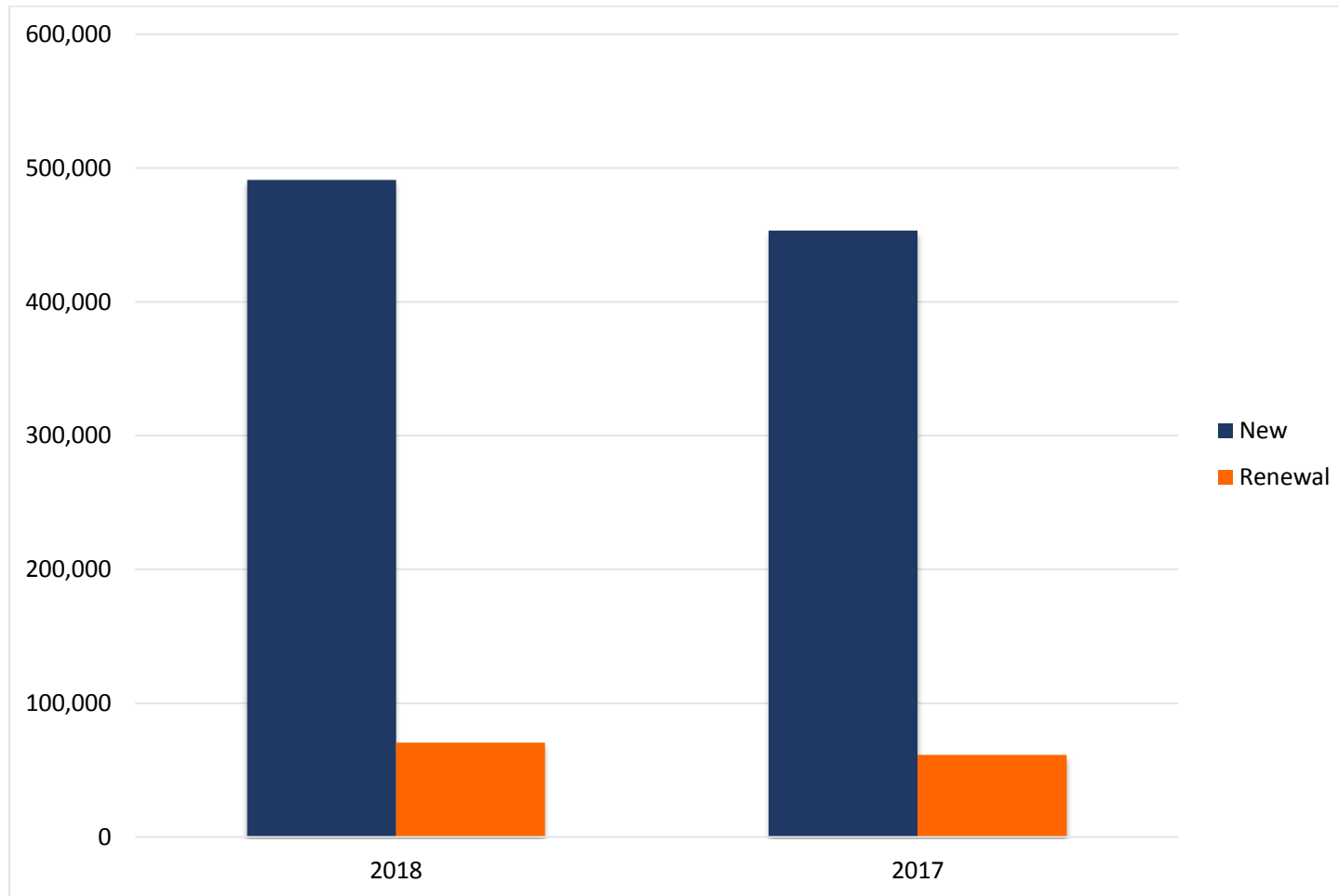
Registration

Statistical Report

January – November 2018

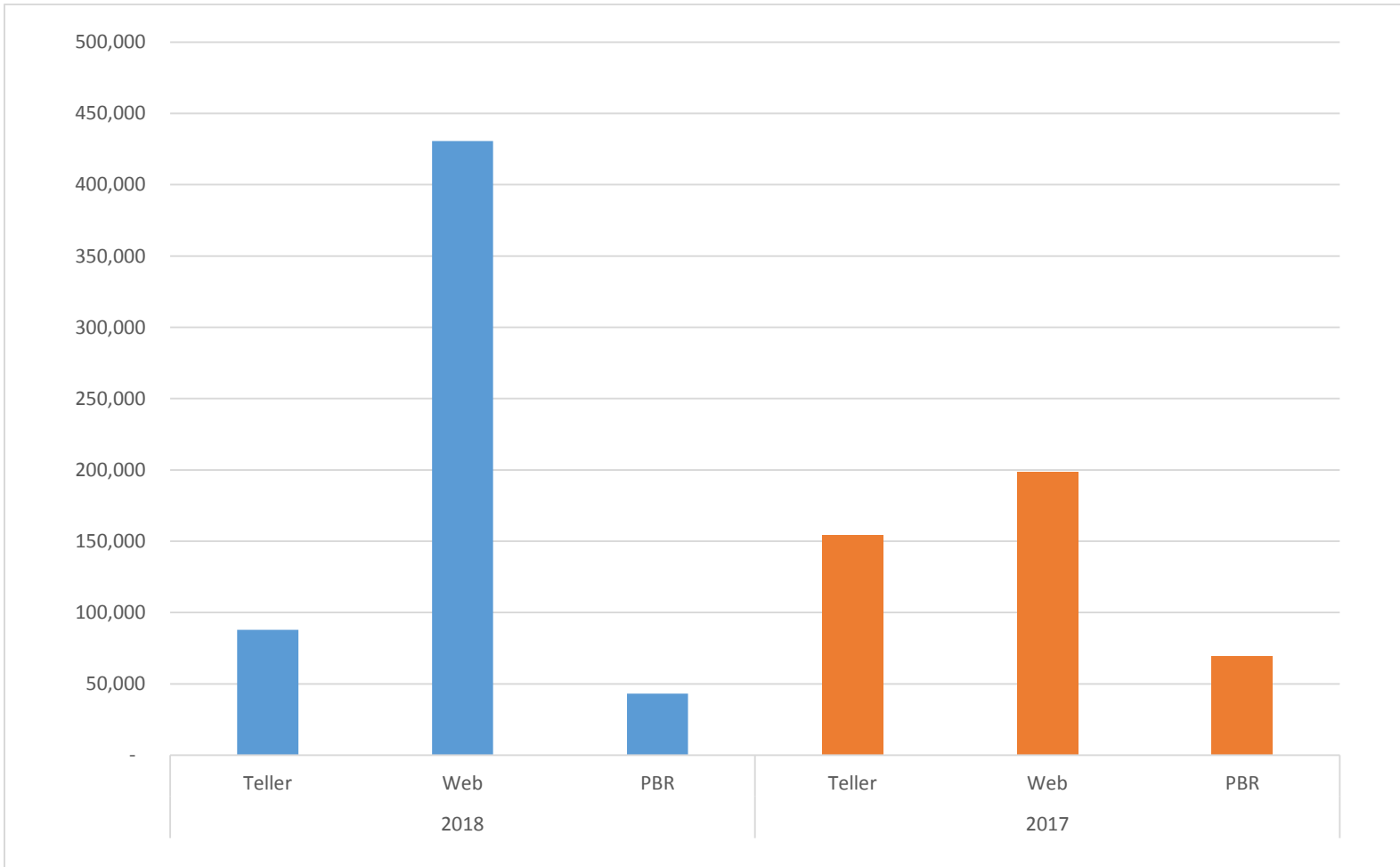
Business Name Registration by Type
January to November 2018 VS January to November 2017

Transaction Type	2018	2017	% Change
New	491,248	453,352	8%
Renewal	70,525	61,487	15%
Total	561,773	514,839	9%

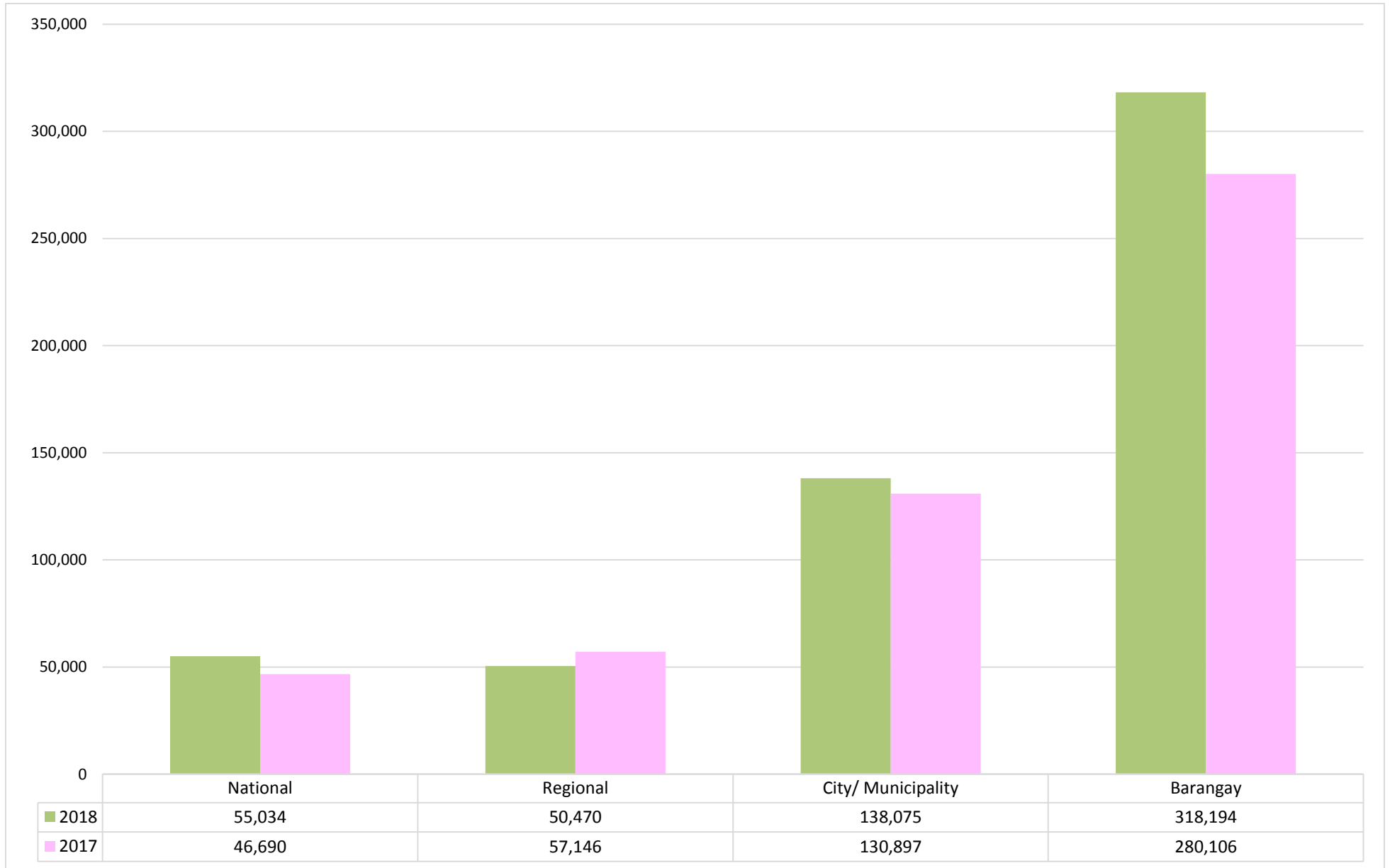


Business Name Registration by Source
January to November 2018 VS January to November 2017

2018				2017			% Change
Source	New	Renewal	Total	New	Renewal	Total	
Teller	75,822	12,096	87,918	130,240	24,416	154,656	-43%
Web	372,201	58,429	430,630	244,605	37,071	281,676	53%
PBR	43,225	0	43,225	78,507	0	78,507	-45%
Total	491,248	70,525	561,773	453,352	61,487	514,839	9%

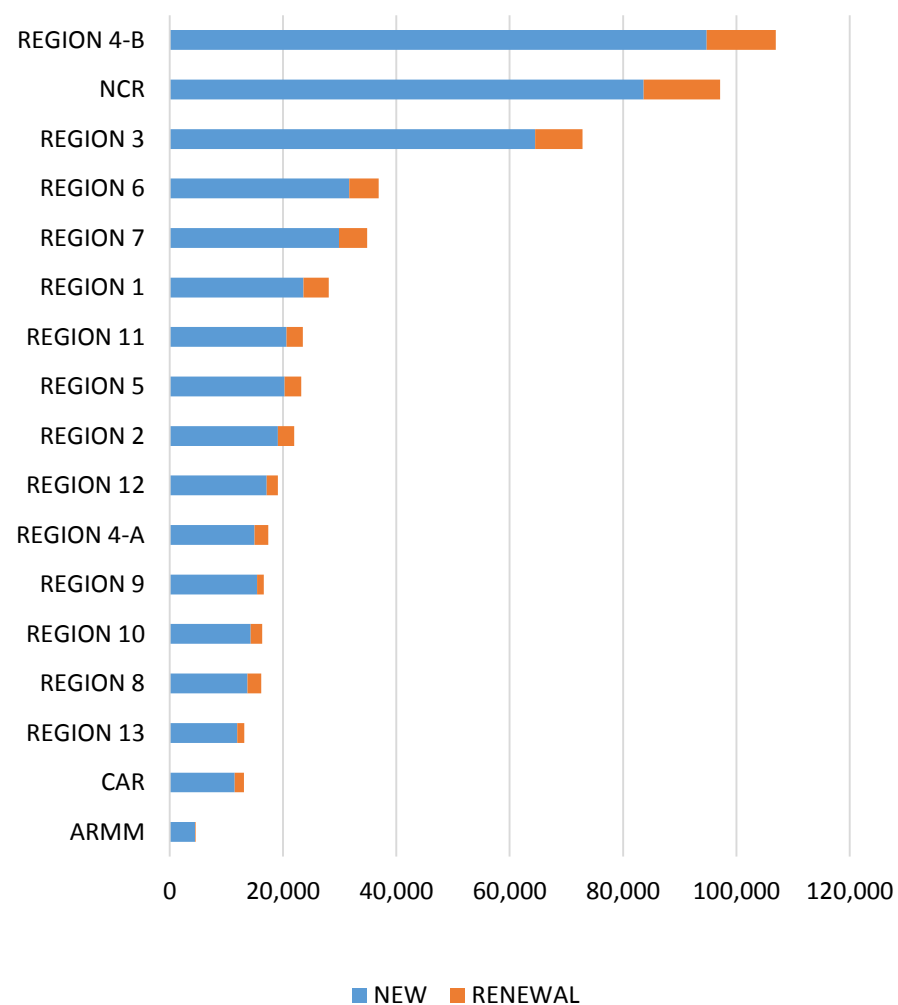


Business Name Registration by Scope
 January to November 2018 VS January to November 2017



Business Name Registration by Region based on Owner's Address
January to November 2018

Owners Region	NEW	RENEWAL	Total	% to Total
REGION 4-A (CALABARZON)	94,735	12,235	106,970	19%
NATIONAL CAPITAL REGION (NCR)	83,630	13,490	97,120	17%
REGION 3 (CENTRAL LUZON)	64,486	8,384	72,870	13%
REGION 6 (WESTERN VISAYAS)	31,671	5,183	36,854	7%
REGION 7 (CENTRAL VISAYAS)	29,850	4,975	34,825	6%
REGION 1 (ILOCOS REGION)	23,594	4,443	28,037	5%
REGION 11 (DAVAO REGION)	20,625	2,874	23,499	4%
REGION 5 (BICOL REGION)	20,295	2,931	23,226	4%
REGION 2 (CAGAYAN VALLEY)	19,090	2,902	21,992	4%
REGION 12 (SOCCSKSARGEN)	17,094	1,974	19,068	3%
REGION 4-B (MIMAROPA)	14,936	2,439	17,375	3%
REGION 9 (ZAMBOANGA PENINSULA)	15,411	1,203	16,614	3%
REGION 10 (NORTHERN MINDANAO)	14,302	2,024	16,326	3%
REGION 8 (EASTERN VISAYAS)	13,718	2,439	16,157	3%
REGION 13 (CARAGA)	11,907	1,231	13,138	2%
CORDILLERA ADMINISTRATIVE REGION (CAR)	11,466	1,652	13,118	2%
AUTONOMOUS REGION IN MUSLIM MINDANAO (ARMM)	4,438	146	4,584	1%
NEGROS ISLAND REGION (NIR)	0	0	0	0%
Total	491,248	70,525	561,773	100%



BNRS and PBR Ratio

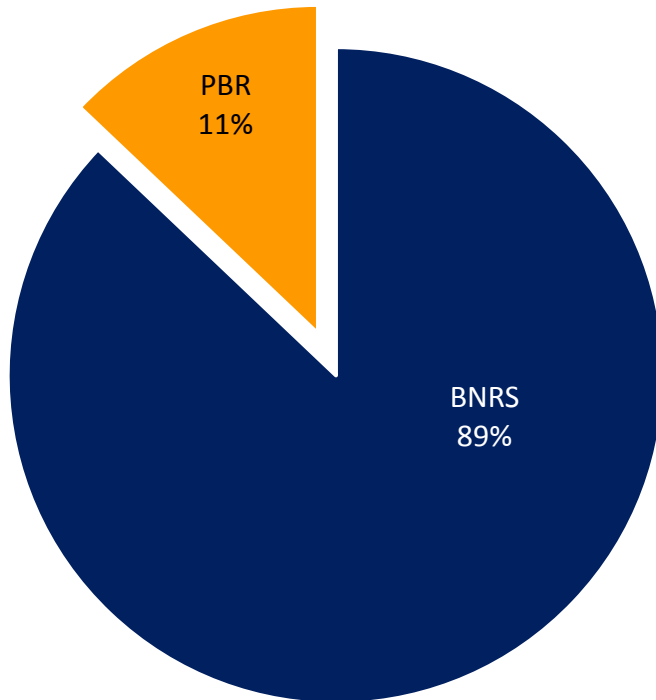
January to November 2018 VS January to November 2017

* %BNRS VS %PBR	2018	2018%	2017	2017%
BNRS	500,759	89%	400,994	78%
PBR	61,014	11%	113,845	22%
TOTAL	561,773	100%	514,839	100%

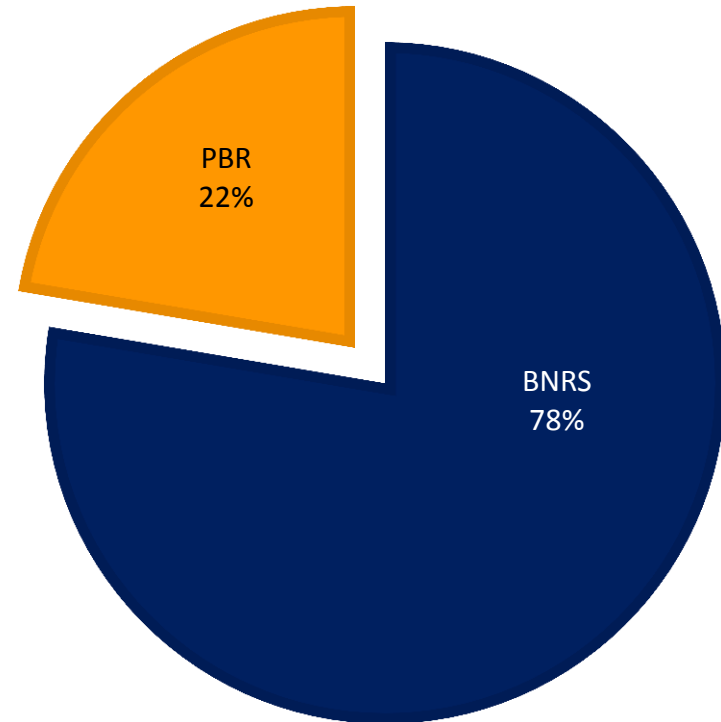
**%BNRS VS %PBR = PBR new and with existing /TOTAL and BN new/TOTAL*

** BN new= New transactions through Web and Tellers*

2018



2017



Business Registration Online Turnaround Time

Jan to Nov 2018

15 mins and less	80%
16-30 mins	4%
31-45 mins	16%

