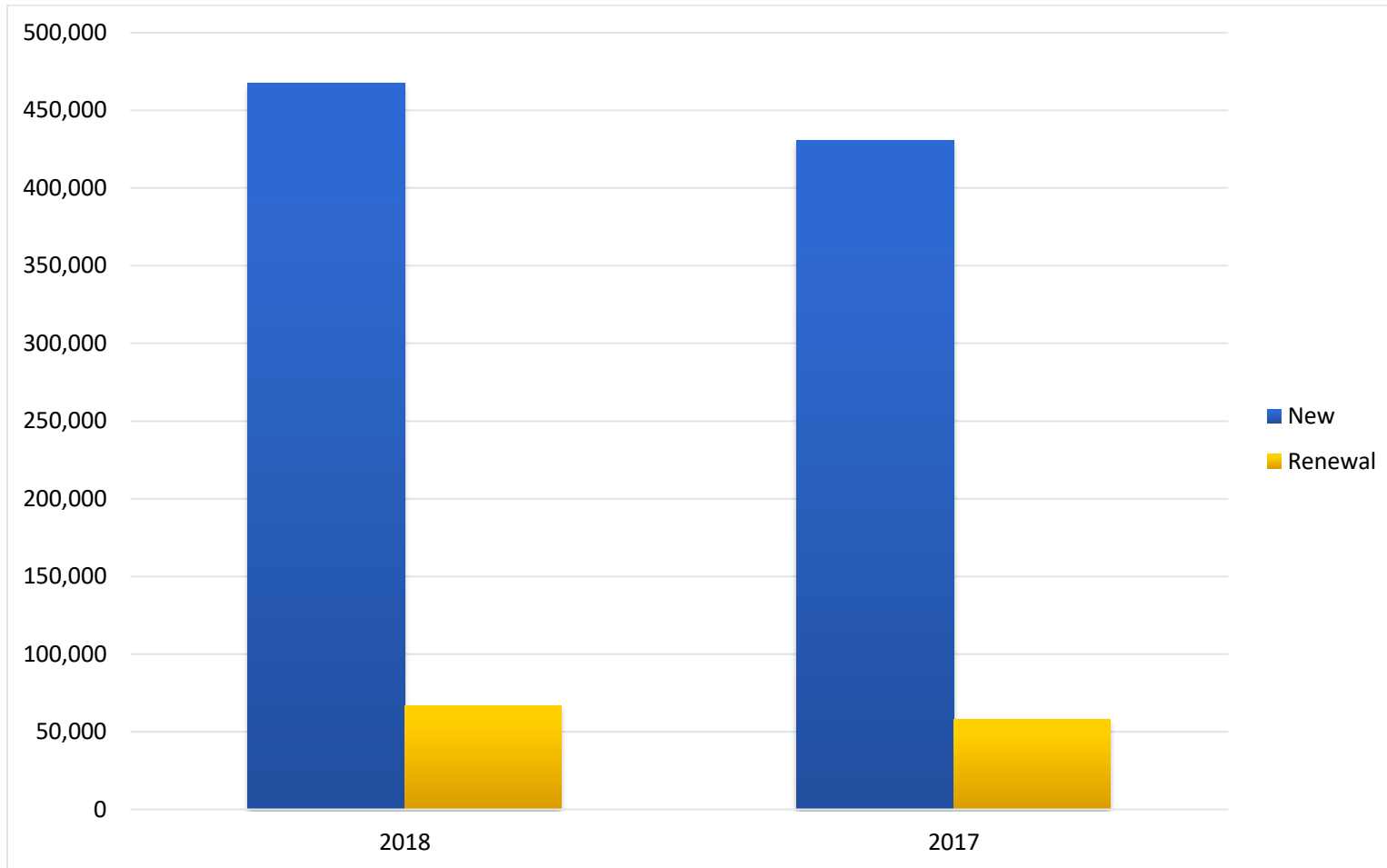




Year-to-date  
Business Name  
Registration  
Statistical Report  
January – October 2018

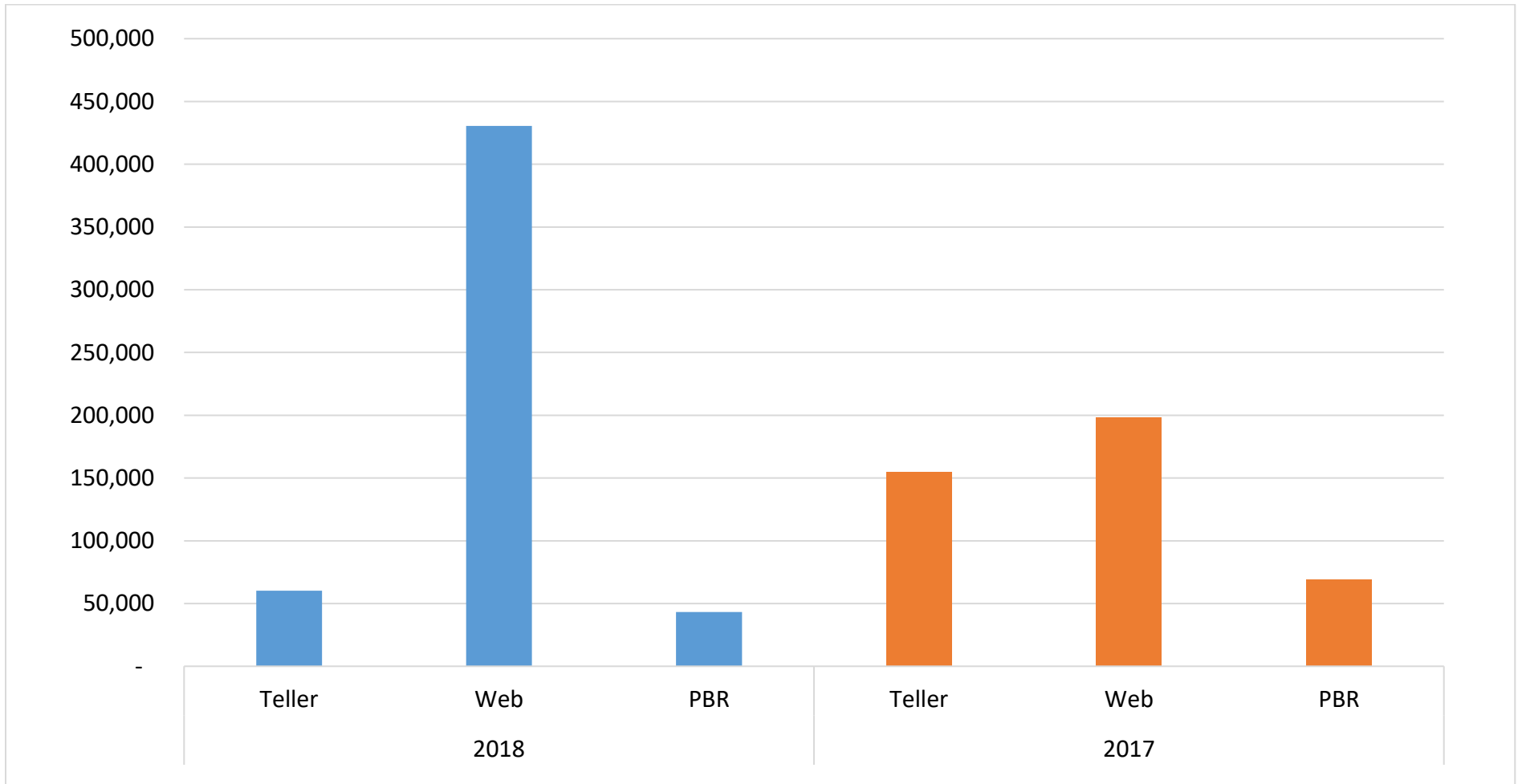
**Business Name Registration by Type**  
January to October 2018 VS January to October 2017

Transaction Type	2018	2017	% Change
New	467,548	430,481	9%
Renewal	66,500	58,081	14%
<b>Total</b>	<b>534,048</b>	<b>488,562</b>	<b>9%</b>

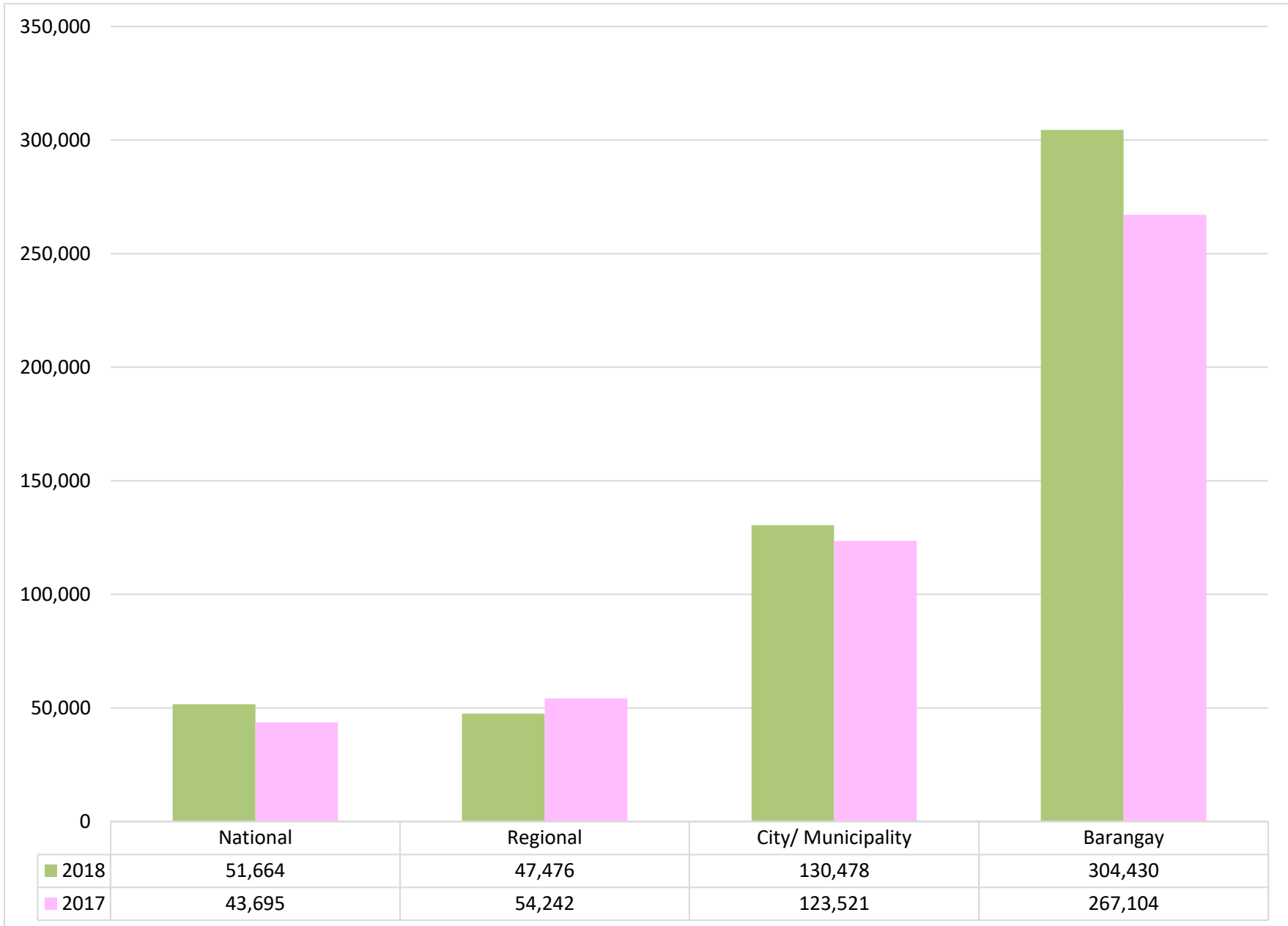


**Business Name Registration by Source**  
January to October 2018 VS January to October 2017

Source	2018			2017			% Change
	New	Renewal	Total	New	Renewal	Total	
Teller	52,154	8,074	60,228	130,239	24,416	154,655	-61%
Web	372,169	58,426	430,595	225,272	33,665	258,937	66%
PBR	43,225	0	43,225	74,970	0	74,970	-42%
<b>Total</b>	<b>467,548</b>	<b>66,500</b>	<b>534,048</b>	<b>430,481</b>	<b>58,081</b>	<b>488,562</b>	<b>9%</b>

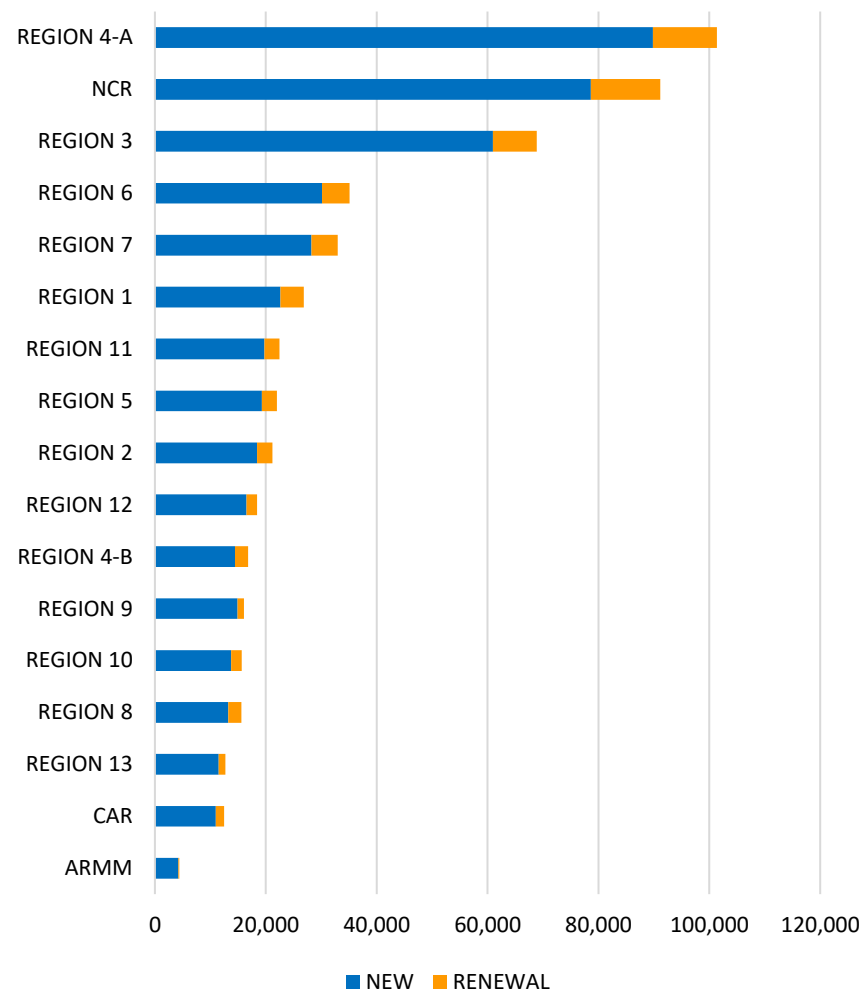


**Business Name Registration by Scope**  
January to October 2018 VS January to October 2017



**Business Name Registration by Region based on Owner's Address**  
January to October 2018

Owners Region	NEW	RENEWAL	Total	% to Total
REGION 4-A (CALABARZON)	89,851	11,541	101,392	<b>19%</b>
NATIONAL CAPITAL REGION (NCR)	78,628	12,516	91,144	<b>17%</b>
REGION 3 (CENTRAL LUZON)	60,966	7,916	68,882	<b>13%</b>
REGION 6 (WESTERN VISAYAS)	30,165	4,953	35,118	<b>7%</b>
REGION 7 (CENTRAL VISAYAS)	28,258	4,714	32,972	<b>6%</b>
REGION 1 (ILOCOS REGION)	22,625	4,202	26,827	<b>5%</b>
REGION 11 (DAVAO REGION)	19,747	2,700	22,447	<b>4%</b>
REGION 5 (BICOL REGION)	19,265	2,747	22,012	<b>4%</b>
REGION 2 (CAGAYAN VALLEY)	18,446	2,734	21,180	<b>4%</b>
REGION 12 (SOCCSKSARGEN)	16,529	1,875	18,404	<b>3%</b>
REGION 4-B (MIMAROPA)	14,455	2,337	16,792	<b>3%</b>
REGION 9 (ZAMBOANGA PENINSULA)	14,927	1,130	16,057	<b>3%</b>
REGION 10 (NORTHERN MINDANAO)	13,744	1,910	15,654	<b>3%</b>
REGION 8 (EASTERN VISAYAS)	13,232	2,354	15,586	<b>3%</b>
REGION 13 (CARAGA)	11,516	1,186	12,702	<b>2%</b>
CORDILLERA ADMINISTRATIVE REGION (CAR)	10,955	1,545	12,500	<b>2%</b>
AUTONOMOUS REGION IN MUSLIM MINDANAO (ARMM)	4,239	140	4,379	<b>1%</b>
<b>Total</b>	<b>467,548</b>	<b>66,500</b>	<b>534,048</b>	<b>100%</b>



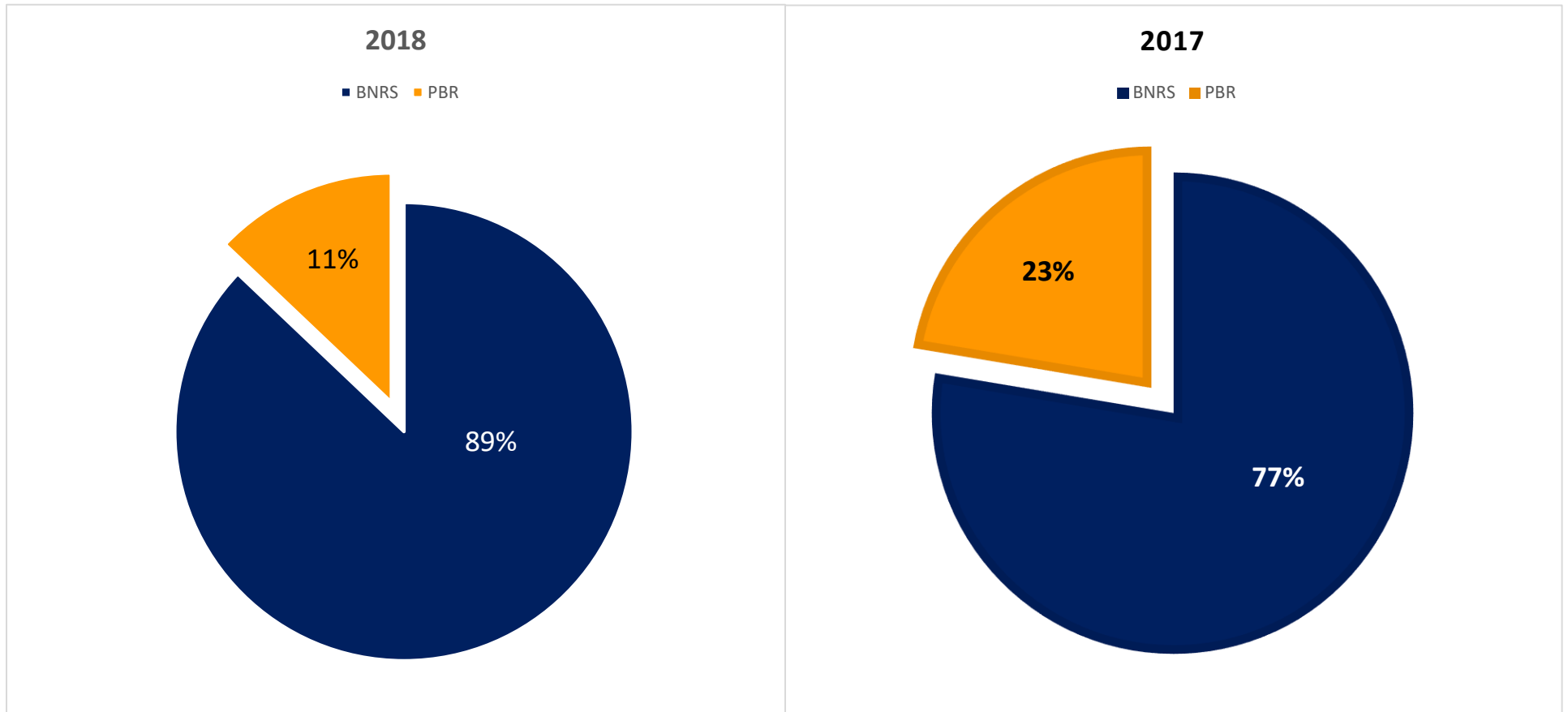
### BNRS and PBR Ratio

January to October 2018 VS January to October 2017

* %BNRS VS %PBR	2018	2018%	2017	2017%
<b>BNRS</b>	<b>473,034</b>	89%	<b>377,602</b>	77%
<b>PBR</b>	<b>61,014</b>	11%	<b>109,970</b>	23%
<b>TOTAL</b>	<b>534,048</b>	<b>100%</b>	<b>487,572</b>	<b>100%</b>

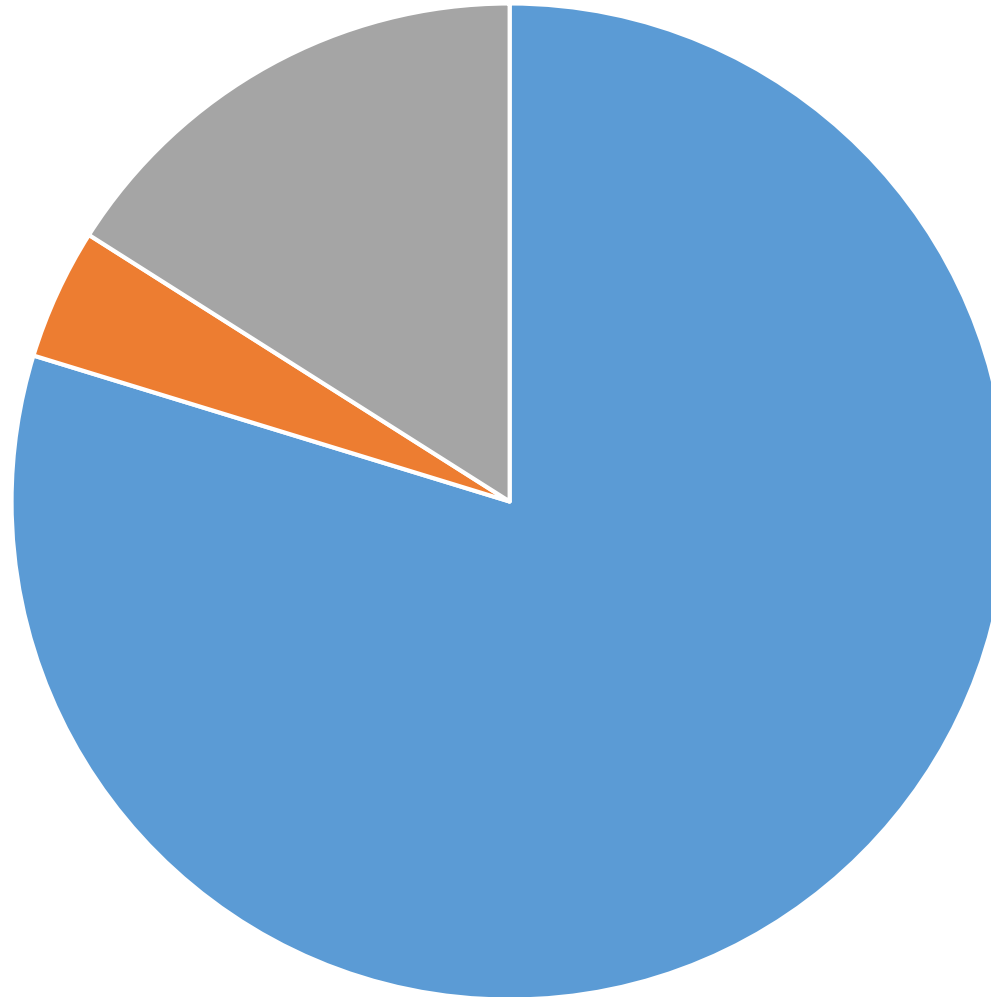
*\*%BNRS VS %PBR = PBR new and with existing /TOTAL and BN new/TOTAL*

*\* BN new= New transactions though Web and Tellers*



**Business Registration Online Turnaround Time**  
Jan to Oct 2018

15 mins and less	81%
16-30 mins	4%
31-45 mins	15%



■ 15 mins and less   ■ 16-30 mins   ■ 31-45 mins