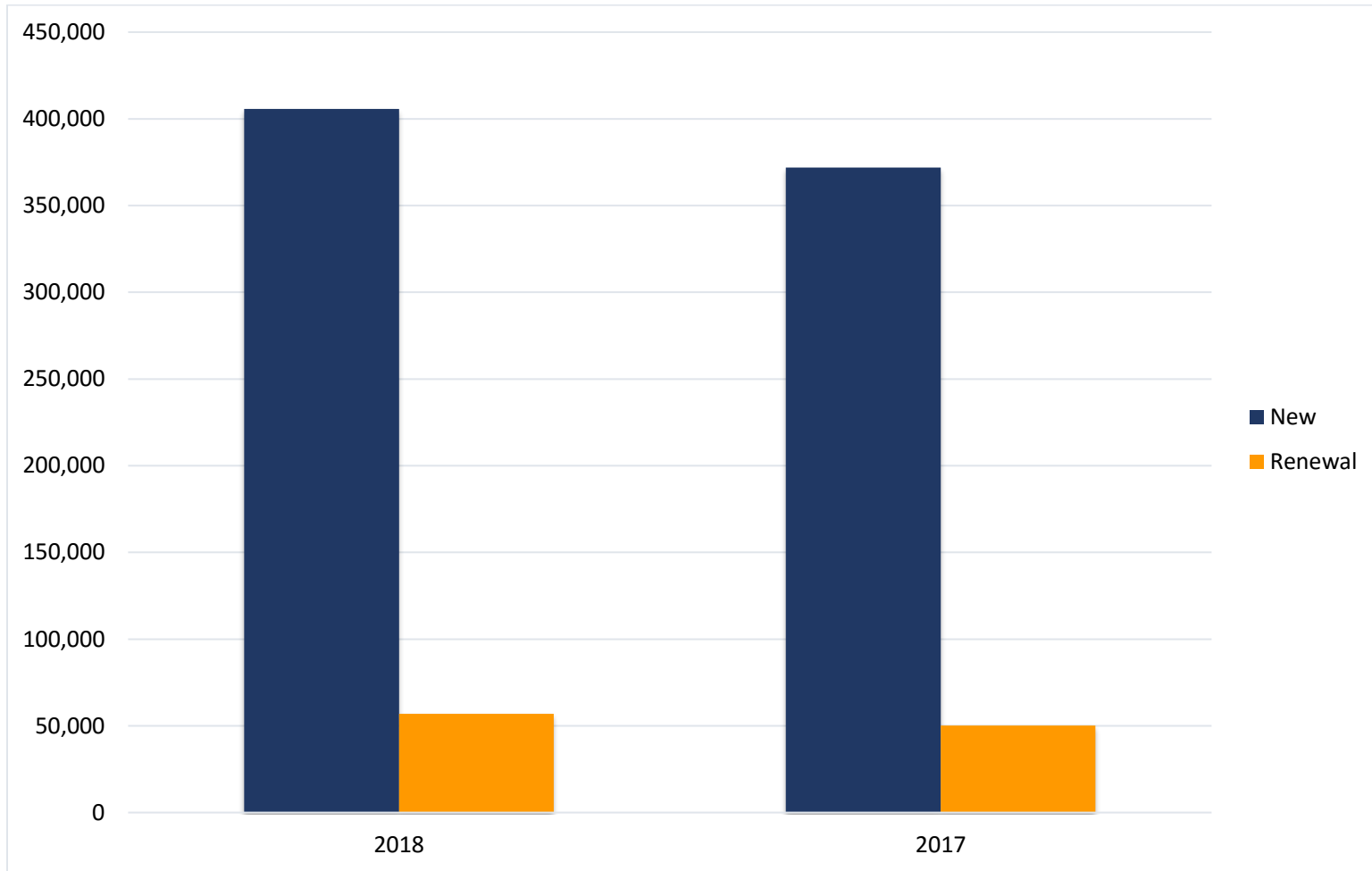




Year-to-date
Business Name
Registration
Statistical Report
January – August 2018

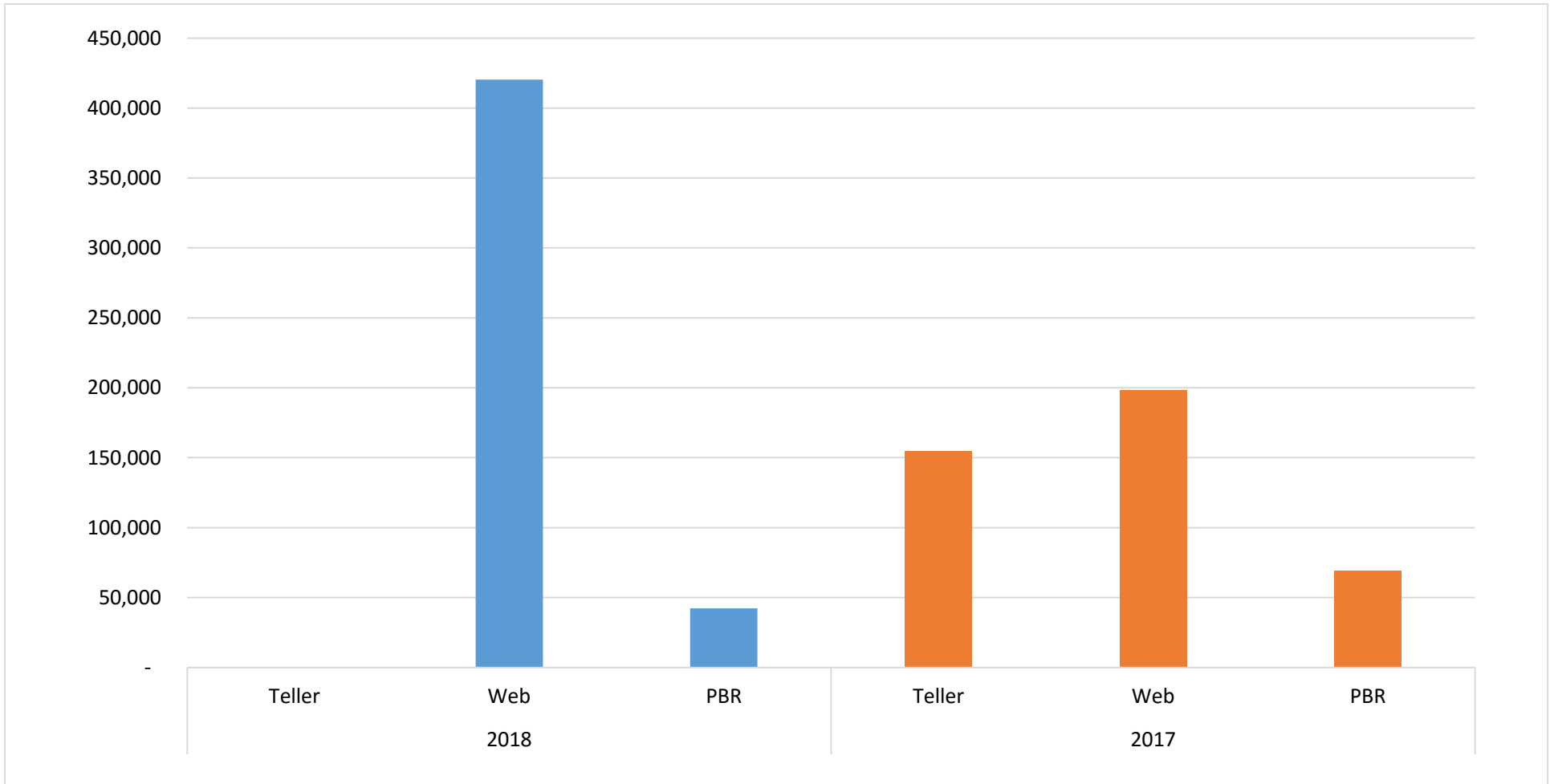
Business Name Registration by Type
January to August 2018 VS January to August 2017

Transaction Type	2018	2017	% Change
New	405,660	371,995	9%
Renewal	56,967	50,133	14%
Total	462,627	422,128	10%

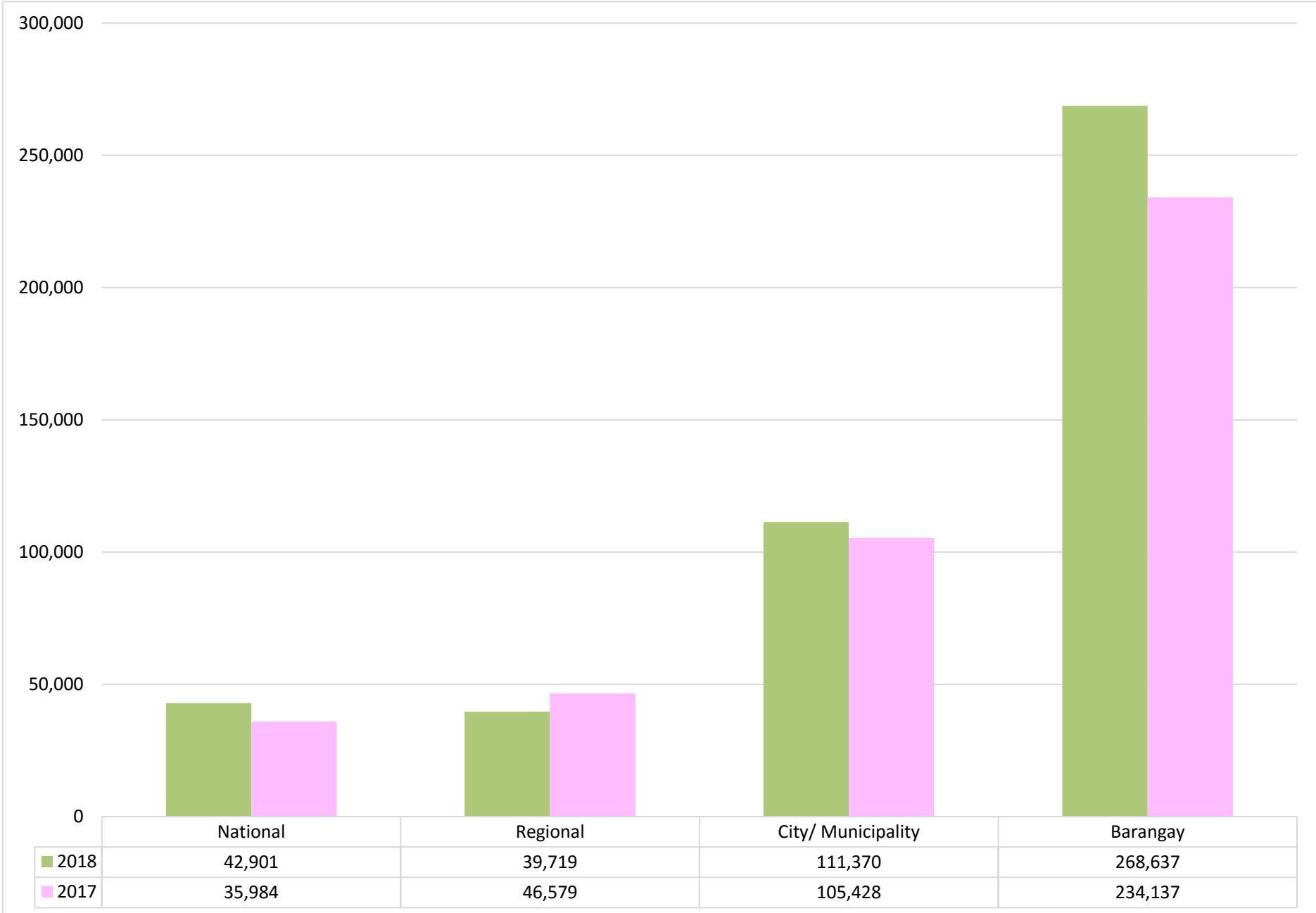


Business Name Registration by Source
January to August 2018 VS January to August 2017

Source	2018			2017			% Change
	New	Renewal	Total	New	Renewal	Total	
Teller	0	0	0	130,239	24,416	154,655	-100%
Web	363,349	56,967	420,316	172,538	25,717	198,255	112%
PBR	42,311	0	42,311	69,218	0	69,218	-39%
Total	405,660	56,967	462,627	371,995	50,133	422,128	10%

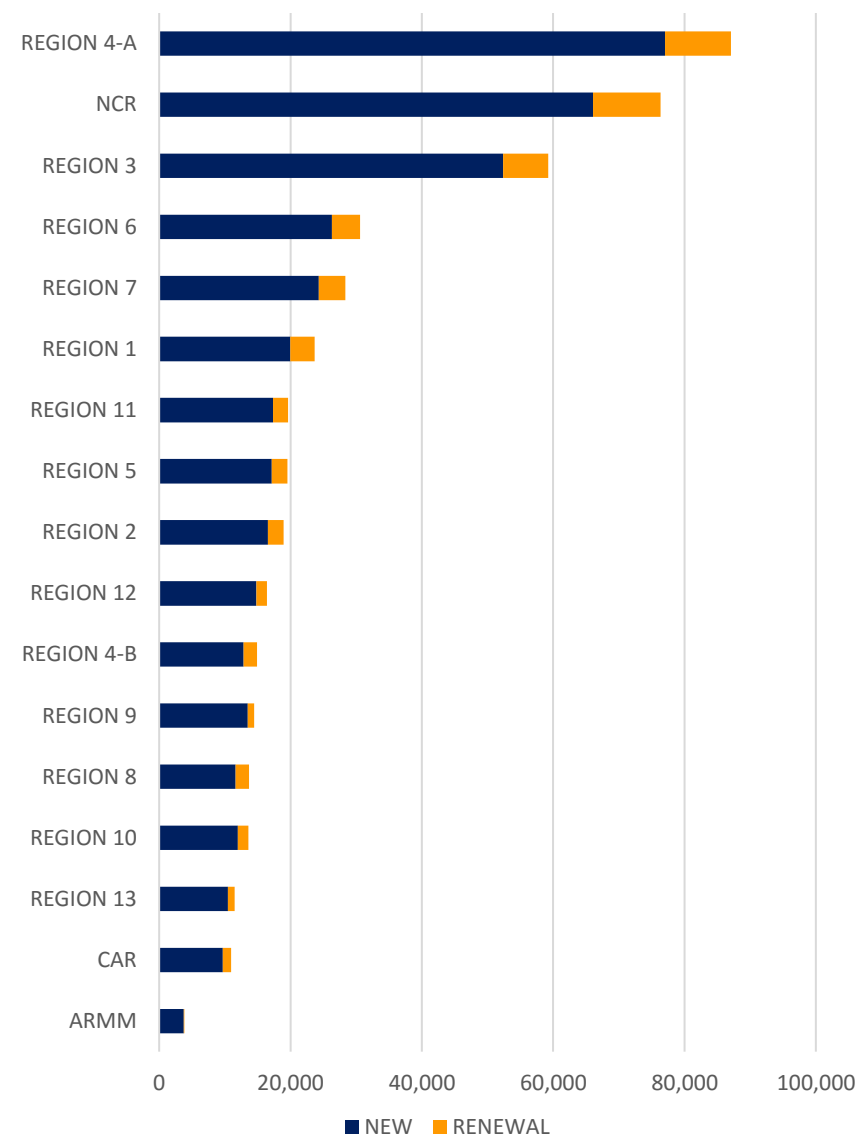


Business Name Registration by Scope
January to August 2018 VS January to August 2017



Business Name Registration by Region based on Owner's Address
January to August 2018

Owners Region	NEW	RENEWAL	Total	% to Total
REGION 4-A (CALABARZON)	77,034	10,038	87,072	19%
NATIONAL CAPITAL REGION (NCR)	66,070	10,272	76,342	17%
REGION 3 (CENTRAL LUZON)	52,393	6,840	59,233	13%
REGION 6 (WESTERN VISAYAS)	26,306	4,271	30,577	7%
REGION 7 (CENTRAL VISAYAS)	24,286	4,059	28,345	6%
REGION 1 (ILOCOS REGION)	19,948	3,702	23,650	5%
REGION 11 (DAVAO REGION)	17,330	2,276	19,606	4%
REGION 5 (BICOL REGION)	17,130	2,399	19,529	4%
REGION 2 (CAGAYAN VALLEY)	16,536	2,388	18,924	4%
REGION 12 (SOCCSKSARGEN)	14,820	1,603	16,423	4%
REGION 4-B (MIMAROPA)	12,844	2,048	14,892	3%
REGION 9 (ZAMBOANGA PENINSULA)	13,482	981	14,463	3%
REGION 8 (EASTERN VISAYAS)	11,655	2,020	13,675	3%
REGION 10 (NORTHERN MINDANAO)	11,982	1,617	13,599	3%
REGION 13 (CARAGA)	10,458	1,032	11,490	2%
CORDILLERA ADMINISTRATIVE REGION (CAR)	9,666	1,300	10,966	2%
AUTONOMOUS REGION IN MUSLIM MINDANAO (ARMM)	3,720	121	3,841	1%
Total	405,660	56,967	462,627	100%



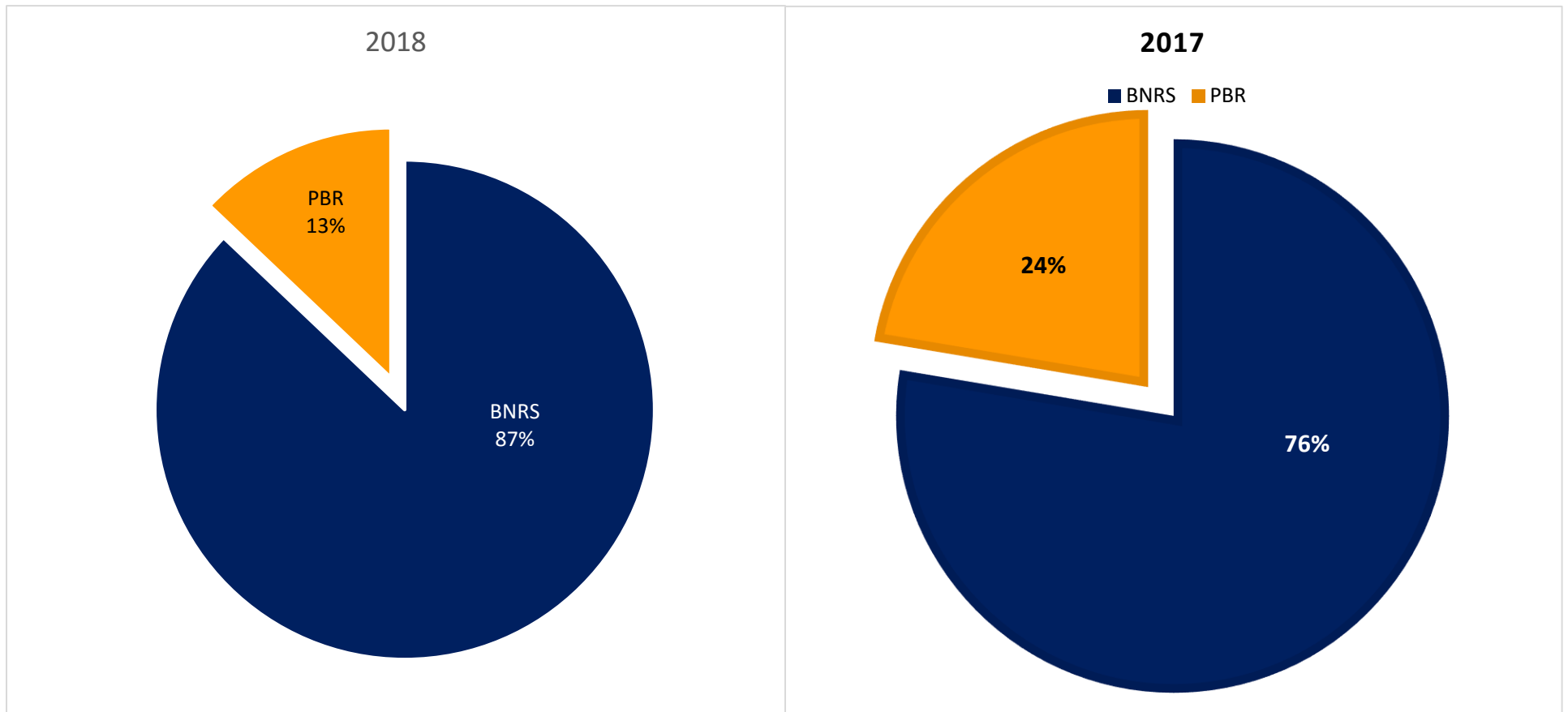
BNRS and PBR Ratio

January to August 2018 VS January to August 2017

* %BNRS VS %PBR	2018	2018%	2017	2017%
BNRS	402,898	87%	321,480	76%
PBR	59,729	13%	100,648	24%
TOTAL	462,627	100%	422,128	100%

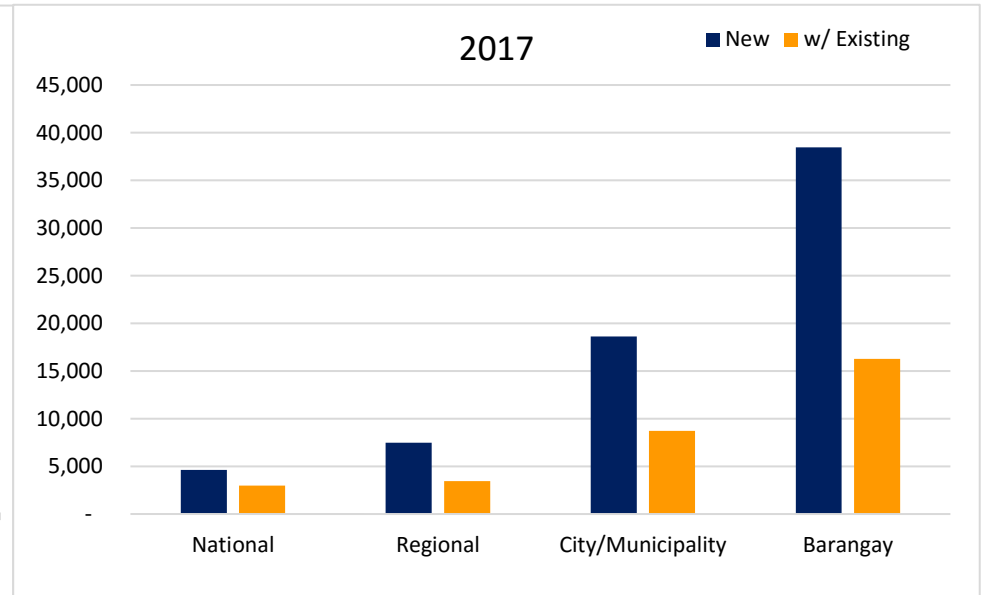
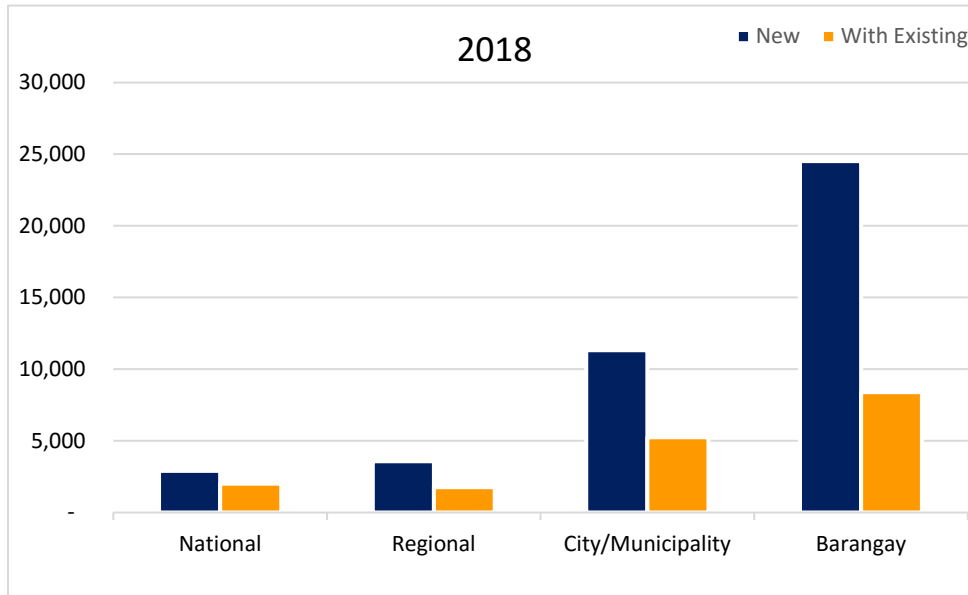
**%BNRS VS %PBR = PBR new and with existing /TOTAL and BN new/TOTAL*

** BN new= New transactions through Web and Tellers*



Philippine Business Registration System (PBRs) by Scope
January to August 2018 VS January to August 2017

Scope	2018			2017			
	New	With Existing	Total	New	With Existing	Total	% Change
National	2,897	2,011	4,908	4,637	2,982	7,619	-36%
Regional	3,566	1,766	5,332	7,497	3,454	10,951	-51%
City/Municipality	11,321	5,249	16,570	18,640	8,735	27,375	-39%
Barangay	24,527	8,392	32,919	38,444	16,259	54,703	-40%
Total	42,311	17,418	59,729	69,218	31,430	100,648	-41%



Business Registration Online Turnaround Time

Jan to Aug 2018

15 mins and less	80%
16-30 mins	4%
31-45 mins	16%

