

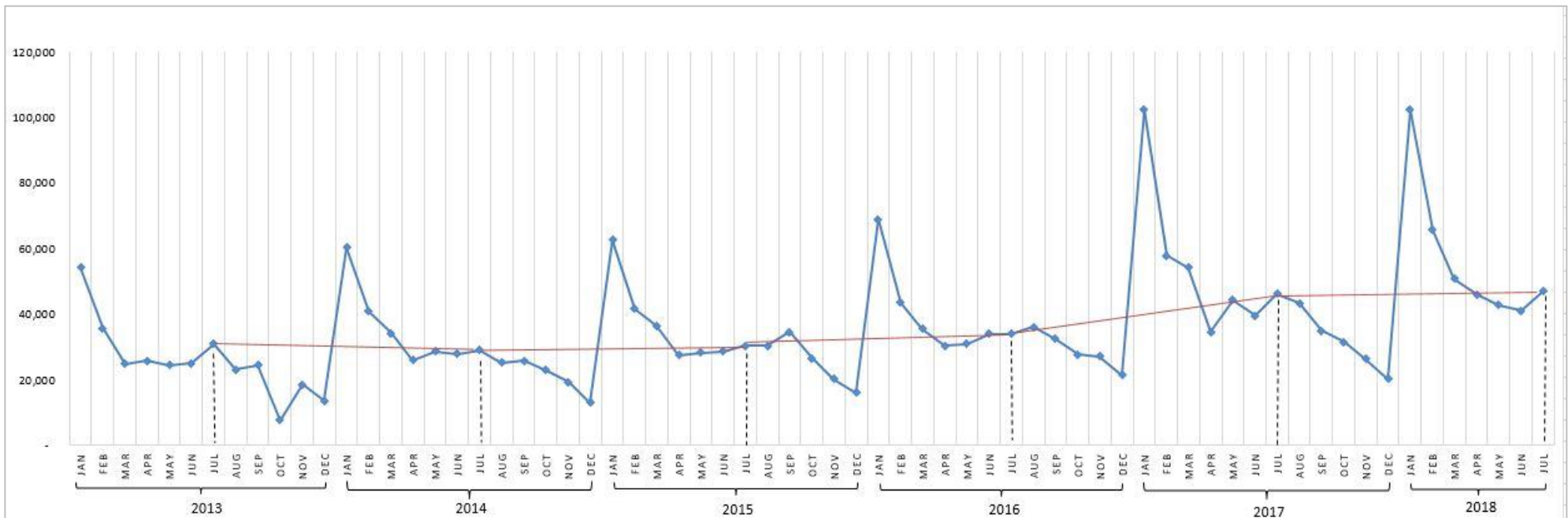


Monthly
Business Name
Registration
Statistical Report
July 2018

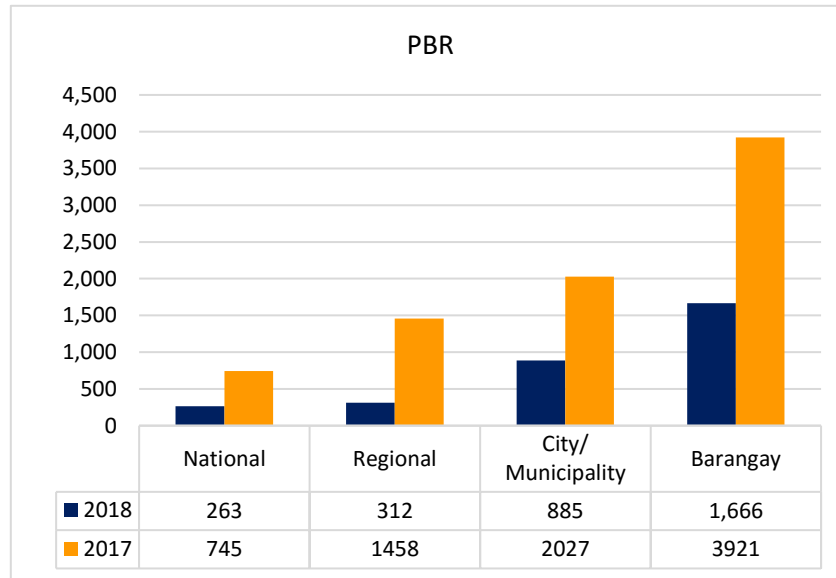
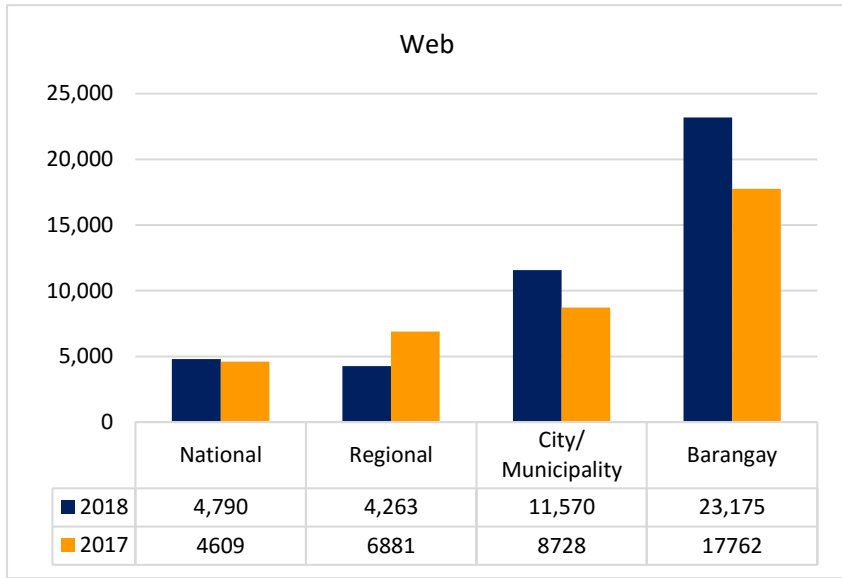
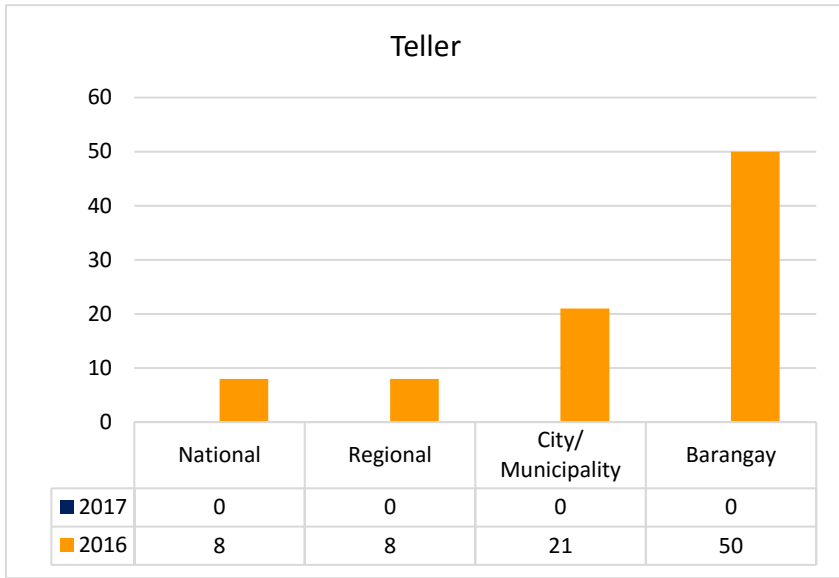
Business Name Registration by Type July 2018

Scope	2018								2017								% Change July 2018 VS July 2017
	Teller			Web			PBR	Grand Total	Teller			Web			PBR	Grand Total	
	New	Renewal	Total	New	Renewal	Total	New		New	Renewal	Total	New	Renewal	Total	New		
National	0	0	0	4180	610	4790	263	5,053	6	2	8	4143	466	4609	745	5,362	-6%
Regional	0	0	0	3588	675	4263	312	4,575	7	1	8	6344	537	6881	1458	8,347	-45%
City/ Municipality	0	0	0	9,047	2,523	11570	885	12,455	16	5	21	6,917	1,811	8728	2,027	10,776	16%
Barangay	0	0	0	20,260	2,915	23175	1,666	24,841	47	3	50	15,580	2,182	17762	3,921	21,733	14%
Total	0	0	0	37,075	6,723	43,798	3,126	46,924	76	11	87	32,984	4,996	37,980	8,151	46,218	2%

There was a recorded increase from business name registration transactions of 2% this July 2018 in comparison with July 2017. It can be noticed that the city/municipality scope increased most with 16% from last year's record of 10,776 to 12,455 this month of July. In addition, there is a noticeable growth in business name registration since 2011 up to the present, shown in figure below. This can be attributed with the continuous program of the government (MSME) to encourage the Filipino citizens to start up their own business.

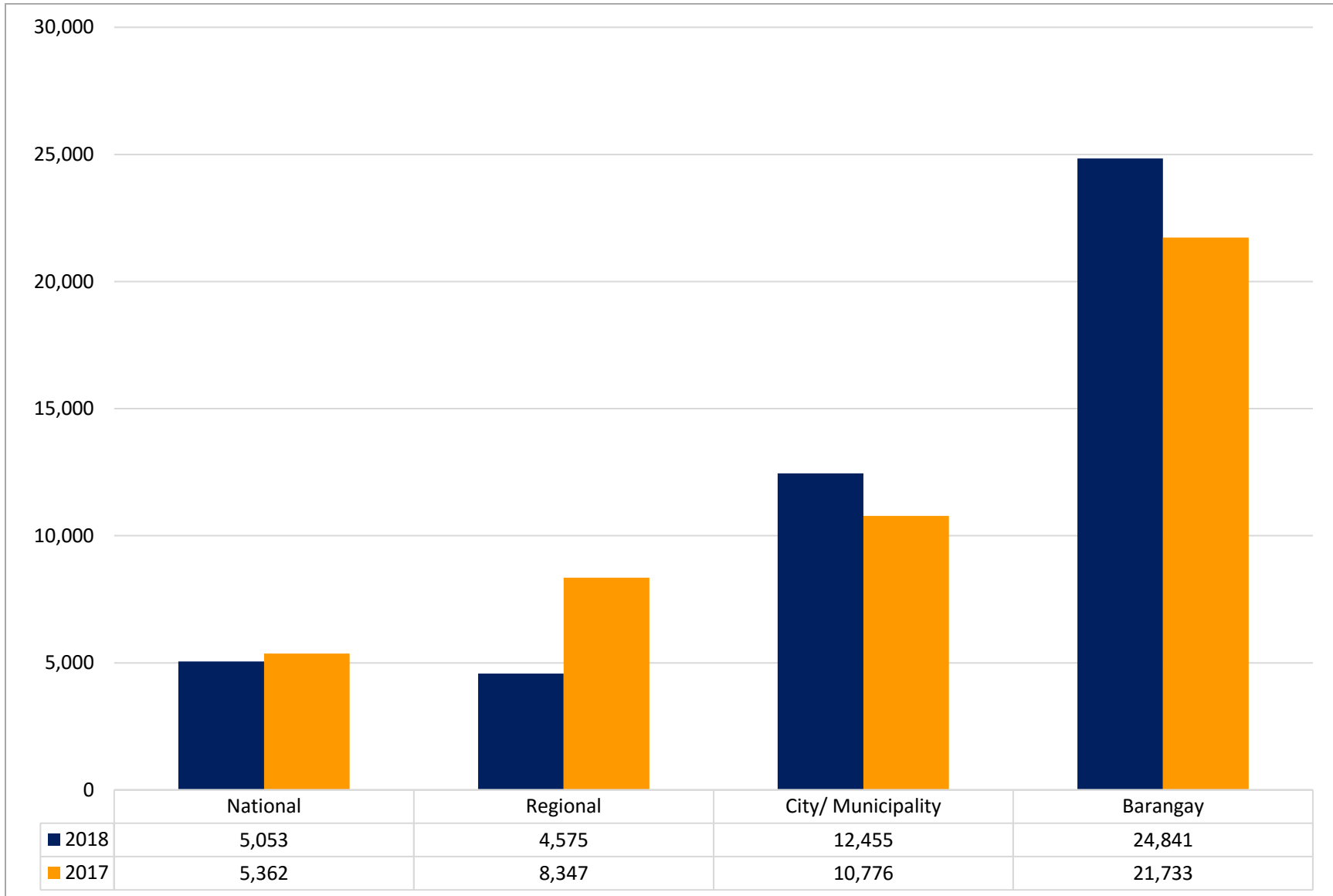


Business Name Registration by Source July 2018 VS July 2017



Business Name Registration by Scope

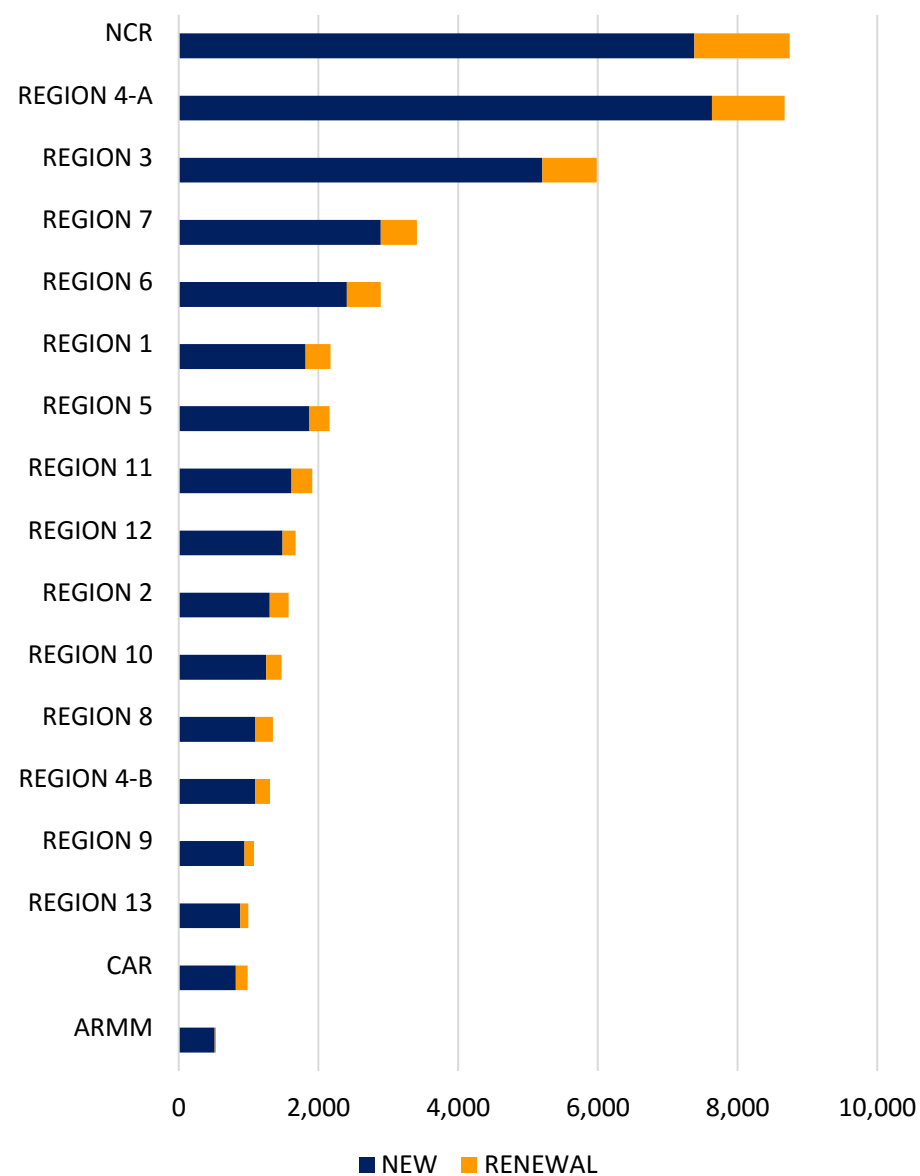
July 2018 VS 2017



Business Name Registration by Region based on Owner's Address

July 2018

Owners Region	NEW	RENEWAL	Total	%Total
NATIONAL CAPITAL REGION (NCR)	7,383	1,364	8,747	2%
REGION 4-A (CALABARZON)	7,633	1,043	8,676	2%
REGION 3 (CENTRAL LUZON)	5,205	779	5,984	1%
REGION 7 (CENTRAL VISAYAS)	2,891	520	3,411	1%
REGION 6 (WESTERN VISAYAS)	2,408	486	2,894	1%
REGION 1 (ILOCOS REGION)	1,817	355	2,172	0%
REGION 5 (BICOL REGION)	1,869	289	2,158	0%
REGION 11 (DAVAO REGION)	1,614	299	1,913	0%
REGION 12 (SOCCSKSARGEN)	1,486	187	1,673	0%
REGION 2 (CAGAYAN VALLEY)	1,301	272	1,573	0%
REGION 10 (NORTHERN MINDANAO)	1,253	221	1,474	0%
REGION 8 (EASTERN VISAYAS)	1,091	258	1,349	0%
REGION 4-B (MIMAROPA)	1,098	207	1,305	0%
REGION 9 (ZAMBOANGA PENINSULA)	941	136	1,077	0%
REGION 13 (CARAGA)	881	115	996	0%
CORDILLERA ADMINISTRATIVE REGION (CAR)	816	171	987	0%
AUTONOMOUS REGION IN MUSLIM MINDANAO (ARMM)	514	21	535	0%
Total	40,201	6,723	46,924	11%

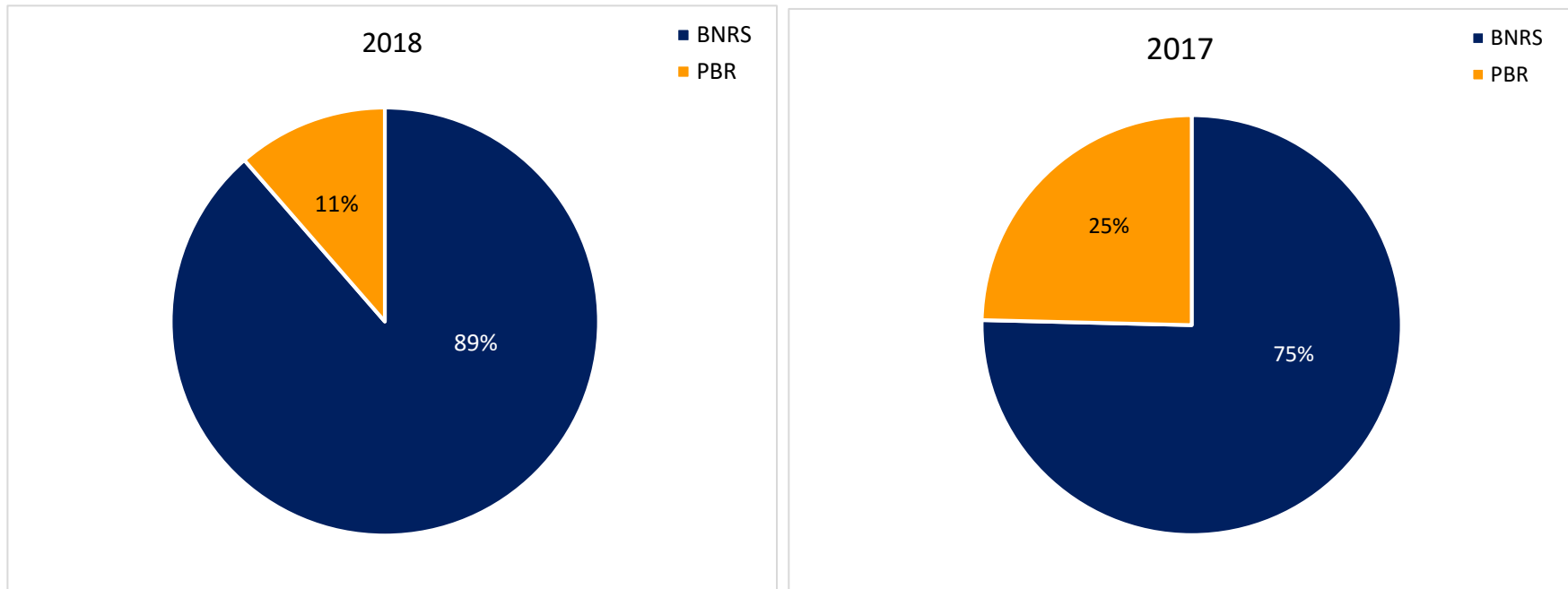


BNRS and PBR Ratio
July 2018 VS July 2017

* %BNRS VS %PBR	2018	2018%	2017	2017%
BNRS	41,578	89%	34,840	75%
PBR	5,346	11%	11,378	25%
TOTAL	46,924	100%	46,218	100%

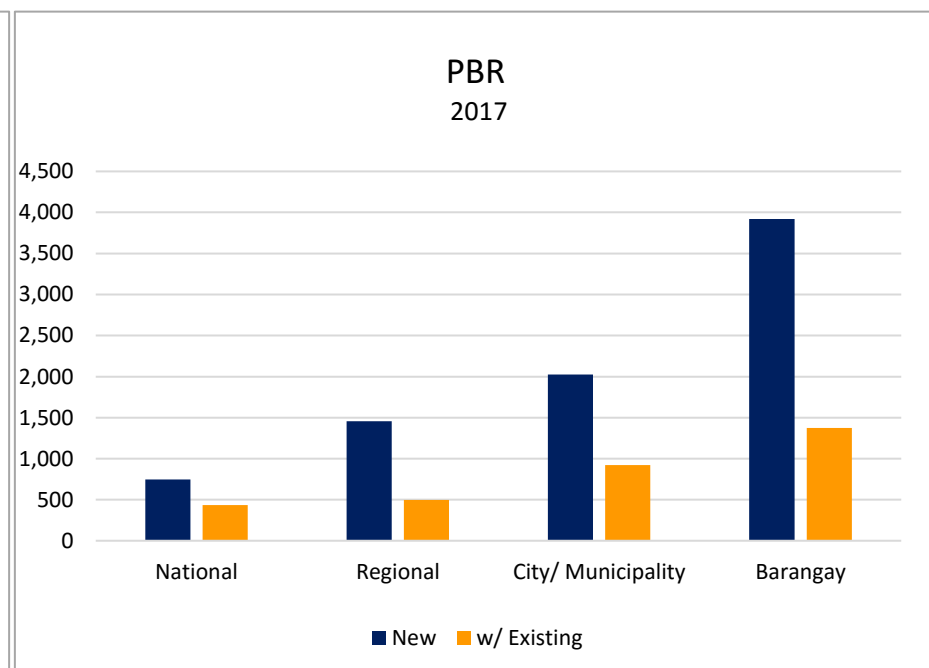
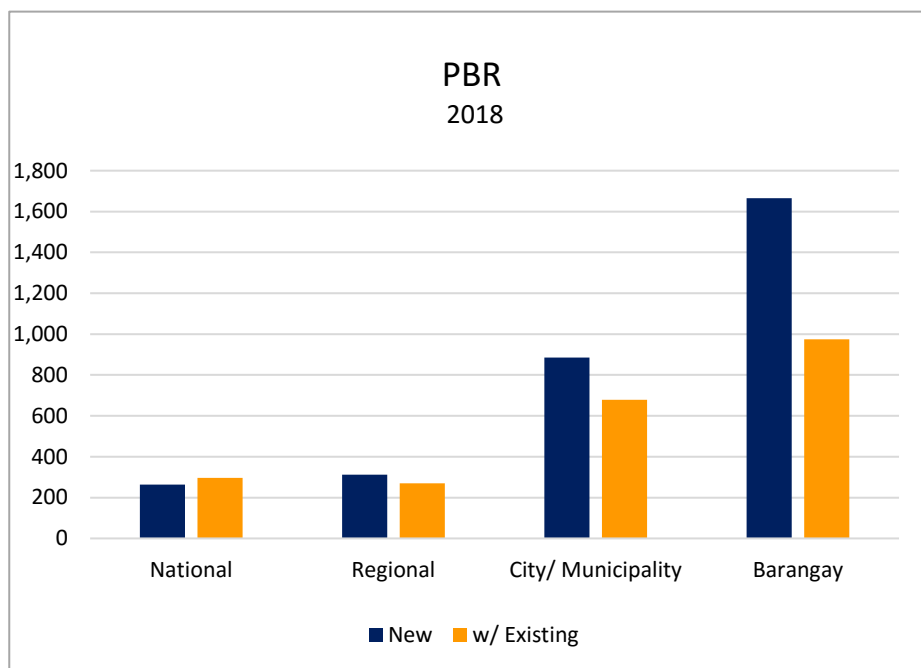
**%BNRS VS %PBR = PBR new and with existing /TOTAL and BN new/TOTAL*

** BN new= New transactions though Web and Tellers*



**Philippine Business Registration System (PBR) by Scope
July 2018 VS July 2017**

Scope	2018			2017			% Change
	New	w/ Existing	Total	New	w/ Existing	Total	
National	263	297	560	745	434	1179	-53%
Regional	312	270	582	1458	497	1955	-70%
City/ Municipality	885	678	1,563	2027	921	2948	-47%
Barangay	1666	975	2,641	3921	1375	5296	-50%
Total	3,126	2,220	5,346	8,151	3,227	11,378	-53%



Business Registration Online Turnaround Time

July 2018	% over Total
15 min. and less	82%
16-30 minutes	4%
31-45 minutes	14%
Total	100%

The chart shows the end-to-end transaction time of every business name registration in percent to total.

