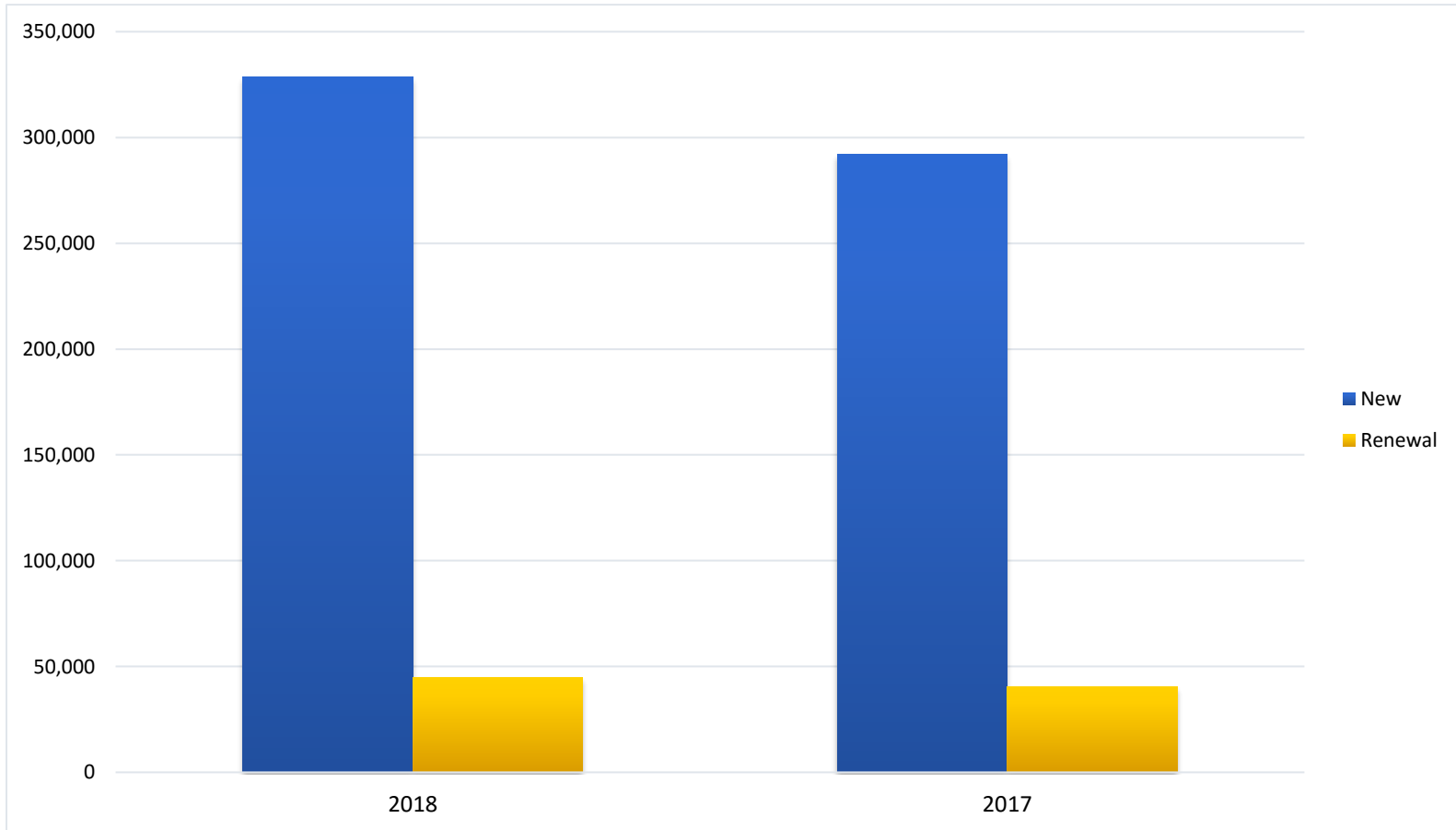




Year-to-date
Business Name
Registration
Statistical Report
January – June 2018

Business Name Registration by Type
January to June 2018

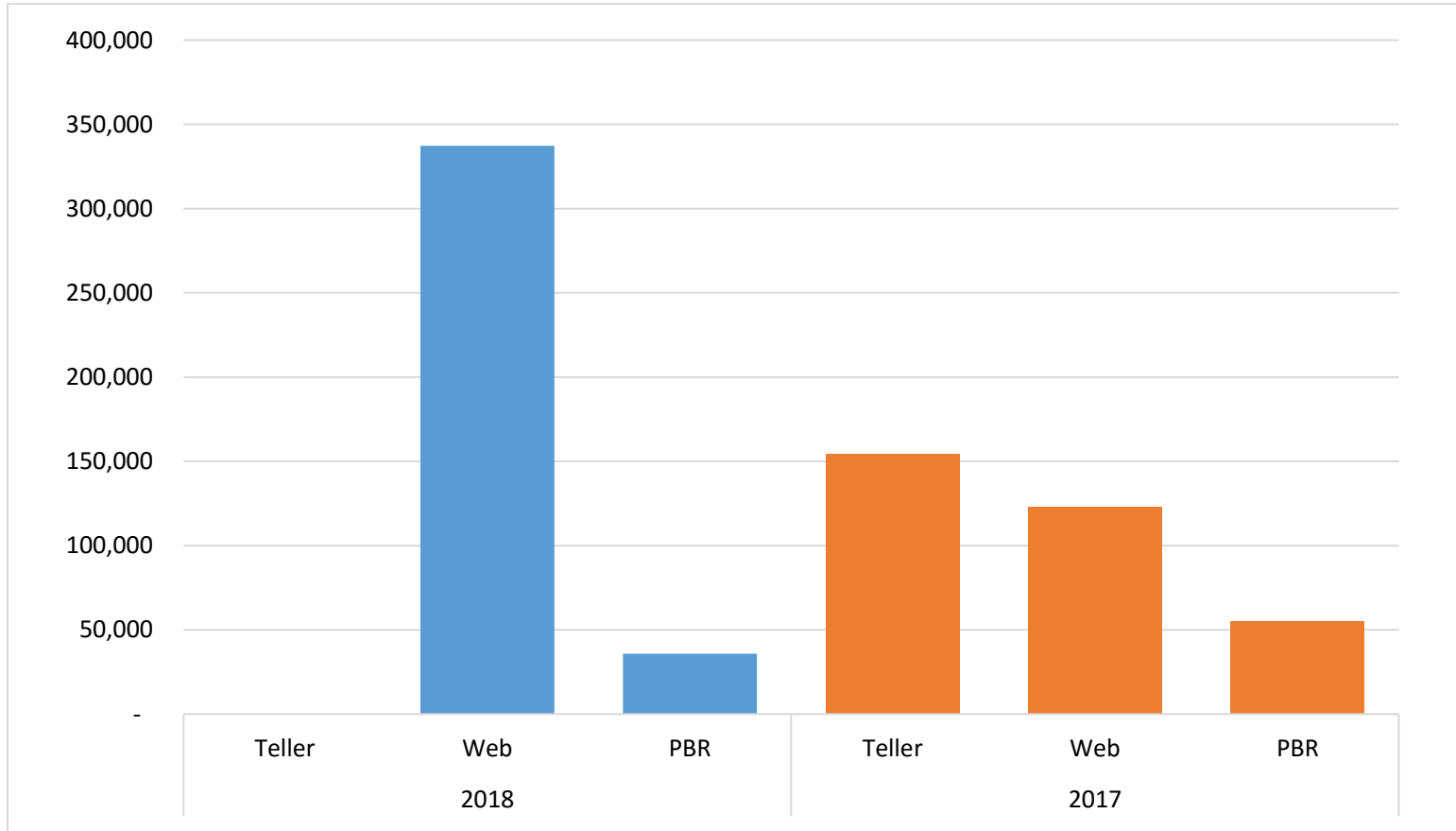
Transaction Type	2018	2017	% Change
New	328,459	291,964	12%
Renewal	44,617	40,617	10%
Total	373,076	332,581	12%



Business Name Registration by Source

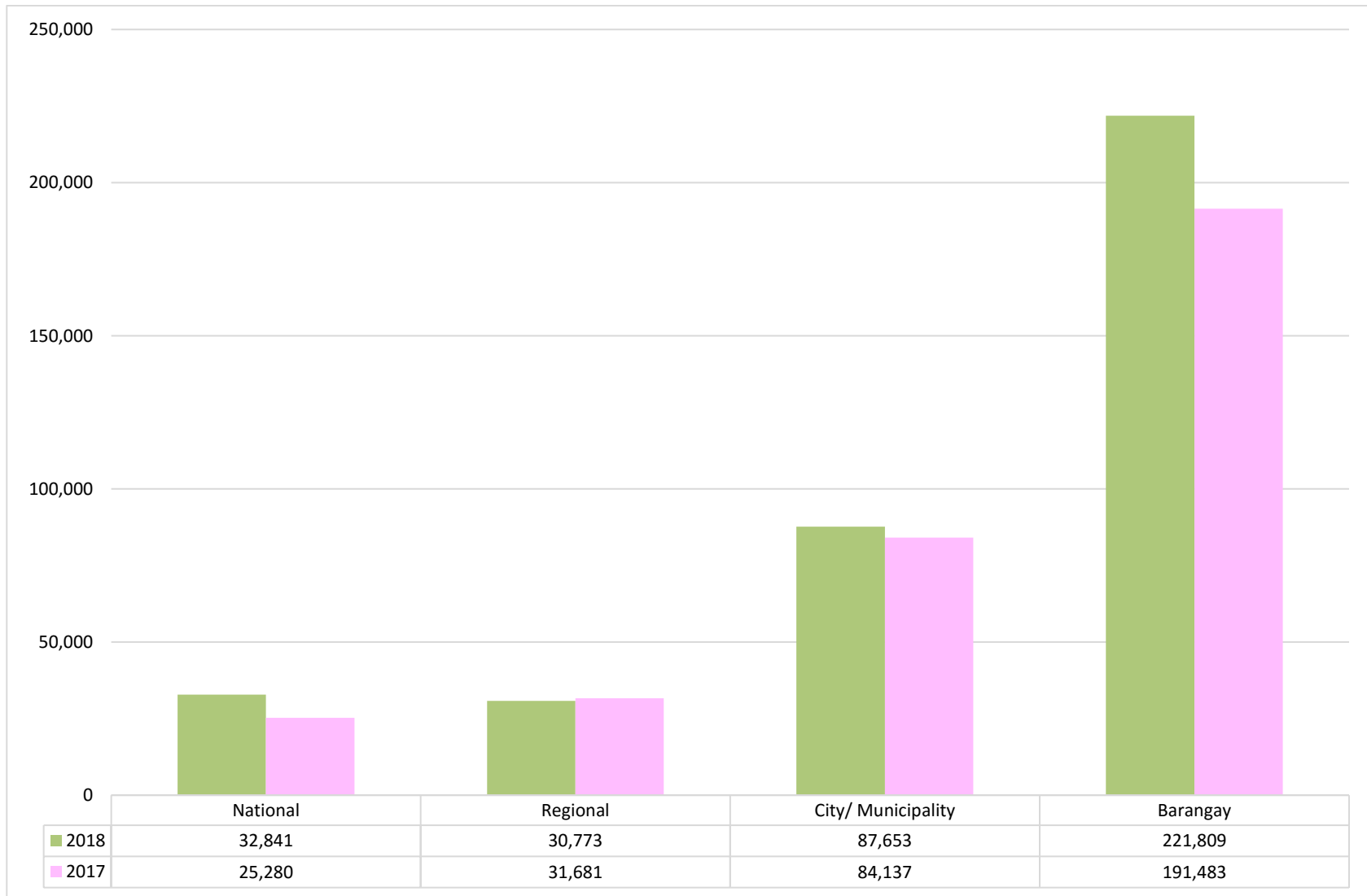
January to June 2018

2018				2017			% Change
Source	New	Renewal	Total	New	Renewal	Total	
Teller	0	0	0	130,162	24,404	154,566	-100%
Web	292,607	44,617	337,224	106,566	16,213	122,779	175%
PBR	35,852	0	35,852	55,236	0	55,236	-35%
Total	328,459	44,617	373,076	291,964	40,617	332,581	12%



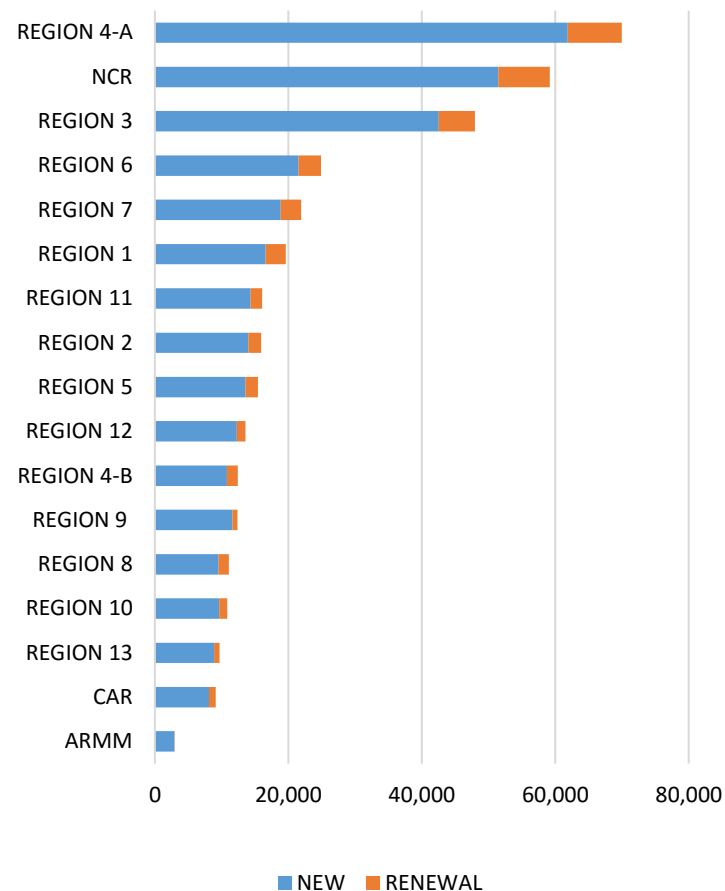
Business Name Registration by Scope

January to June 2018



Business Name Registration by Region based on Owner's Address
January to June 2018

Owners Region	NEW	RENEWAL	Total	% to Total
REGION 4-A (CALABARZON)	61,868	8,116	69,984	19%
NATIONAL CAPITAL REGION (NCR)	51,447	7,736	59,183	16%
REGION 3 (CENTRAL LUZON)	42,526	5,417	47,943	13%
REGION 6 (WESTERN VISAYAS)	21,522	3,355	24,877	7%
REGION 7 (CENTRAL VISAYAS)	18,834	3,103	21,937	6%
REGION 1 (ILOCOS REGION)	16,578	3,051	19,629	5%
REGION 11 (DAVAO REGION)	14,321	1,748	16,069	4%
REGION 2 (CAGAYAN VALLEY)	14,021	1,894	15,915	4%
REGION 5 (BICOL REGION)	13,589	1,874	15,463	4%
REGION 12 (SOCCSKSARGEN)	12,295	1,266	13,561	4%
REGION 4-B (MIMAROPA)	10,778	1,653	12,431	3%
REGION 9 (ZAMBOANGA PENINSULA)	11,621	753	12,374	3%
REGION 8 (EASTERN VISAYAS)	9,533	1,553	11,086	3%
REGION 10 (NORTHERN MINDANAO)	9,632	1,193	10,825	3%
REGION 13 (CARAGA)	8,882	817	9,699	3%
CORDILLERA ADMINISTRATIVE REGION (CAR)	8,102	1,005	9,107	2%
AUTONOMOUS REGION IN MUSLIM MINDANAO (ARMM)	2,910	83	2,993	1%
Total	328,459	44,617	373,076	100%



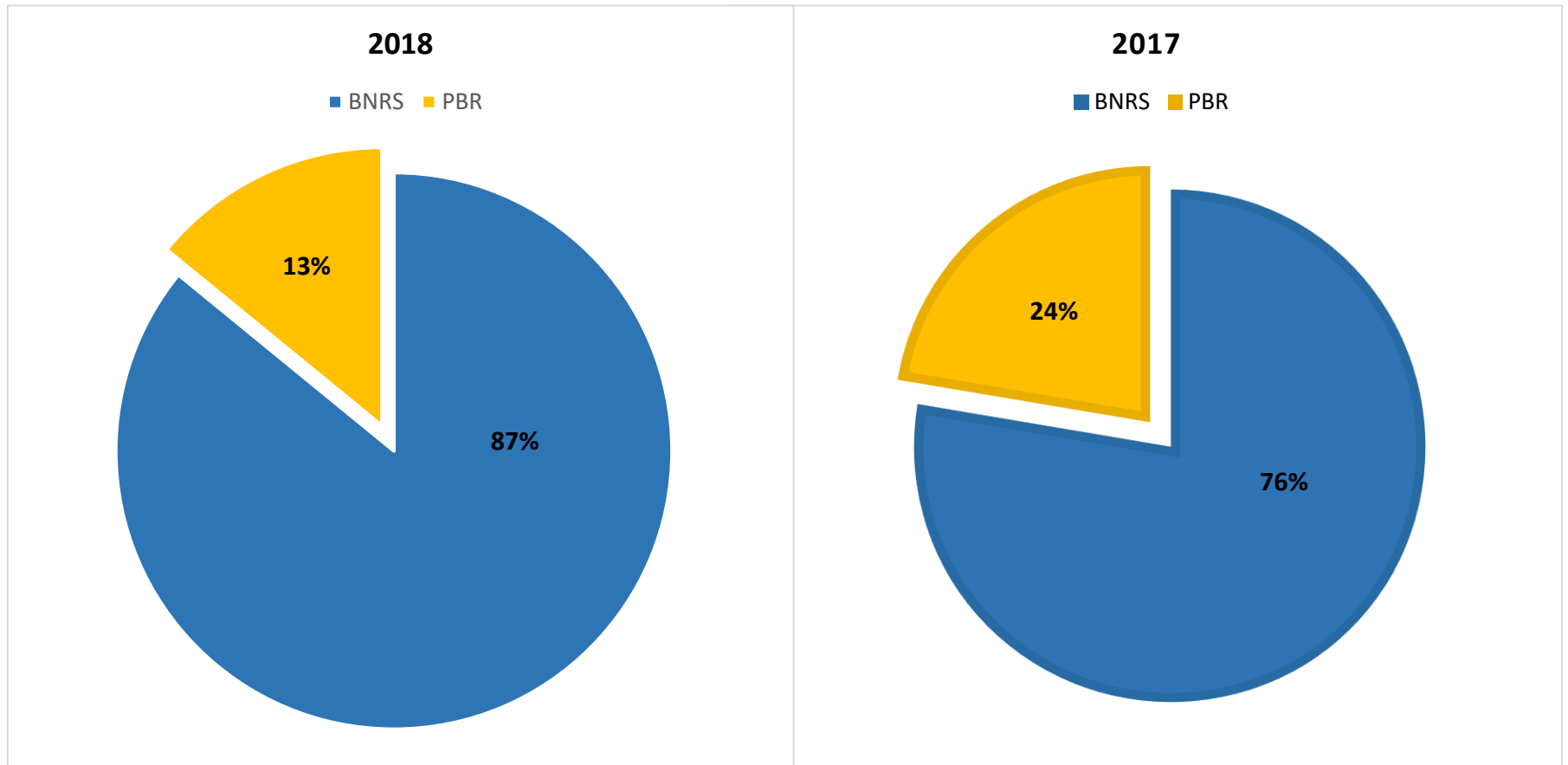
BNRS and PBR Ratio

January to June 2018 VS January to June 2017

* %BNRS VS %PBR	2018	2018%	2017	2017%
BNRS	323,875	87%	251,772	76%
PBR	49,201	13%	80,809	24%
TOTAL	373,076	100%	332,581	100%

**%BNRS VS %PBR = PBR new and with existing /TOTAL and BN new/TOTAL*

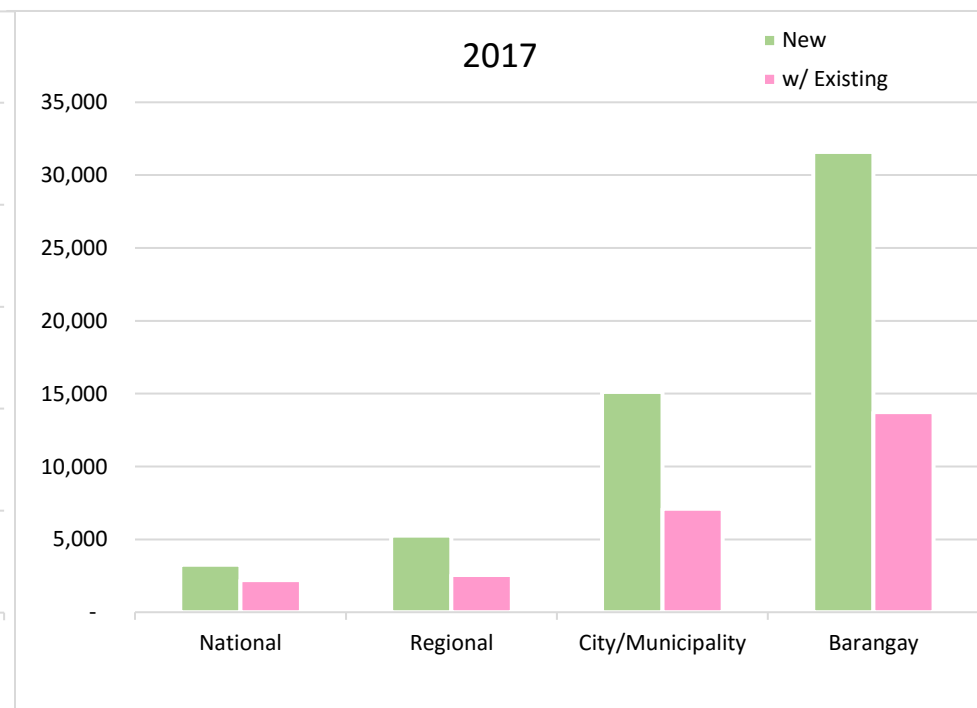
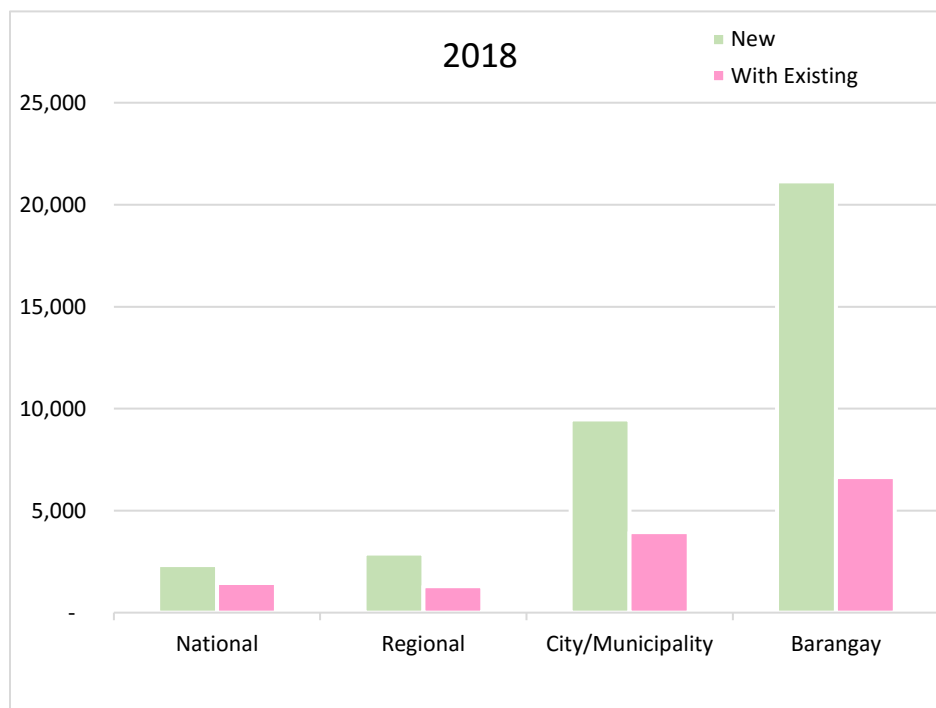
** BN new= New transactions through Web and Tellers*



Philippine Business Registration System (PBRs) by Scope

January to June 2018 VS January to June 2017

2018				2017			
Scope	New	With Existing	Total	New	With Existing	Total	% Change
National	2,334	1,461	3,795	3,268	2,205	5,473	-31%
Regional	2,893	1,290	4,183	5,257	2,548	7,805	-46%
City/Municipality	9,476	3,952	13,428	15,117	7,096	22,213	-40%
Barangay	21,149	6,646	27,795	31,594	13,724	45,318	-39%
Total	35,852	13,349	49,201	55,236	25,573	80,809	-39%



Business Registration Online Turnaround Time

January to June 2018

15 mins and less	79%
16-30 mins	4%
31-45 mins	17%

