

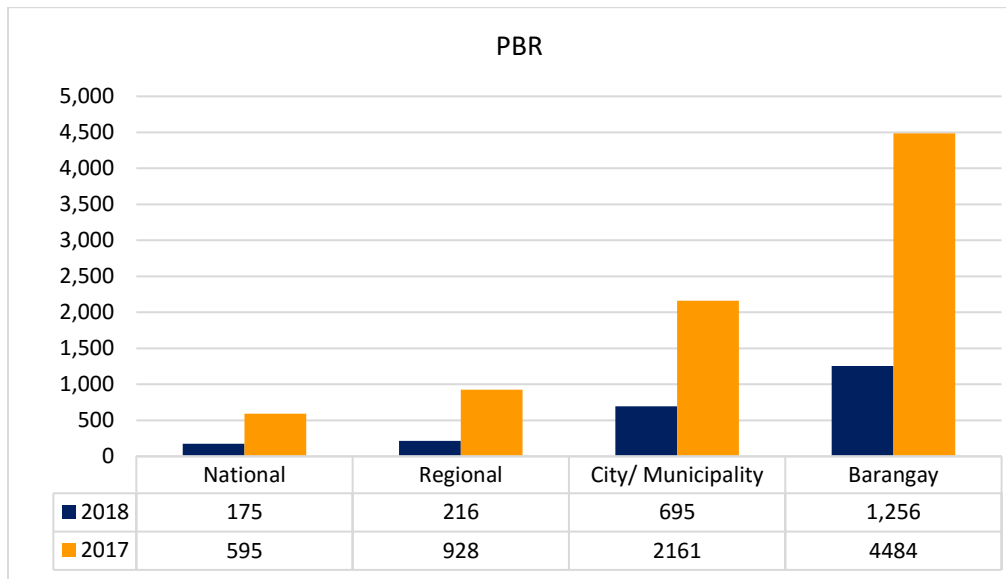
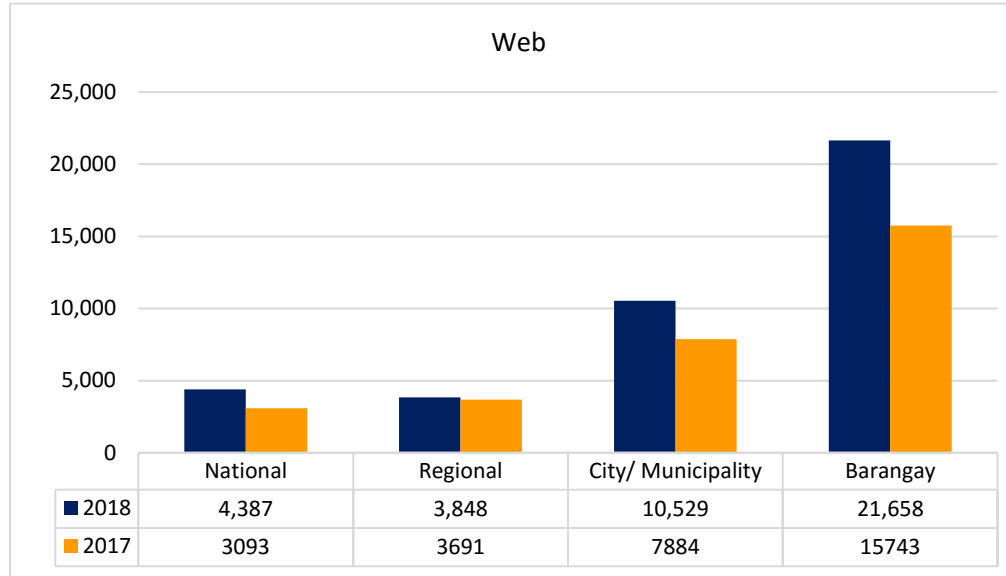


Monthly  
Business Name  
Registration  
Statistical Report  
May 2018

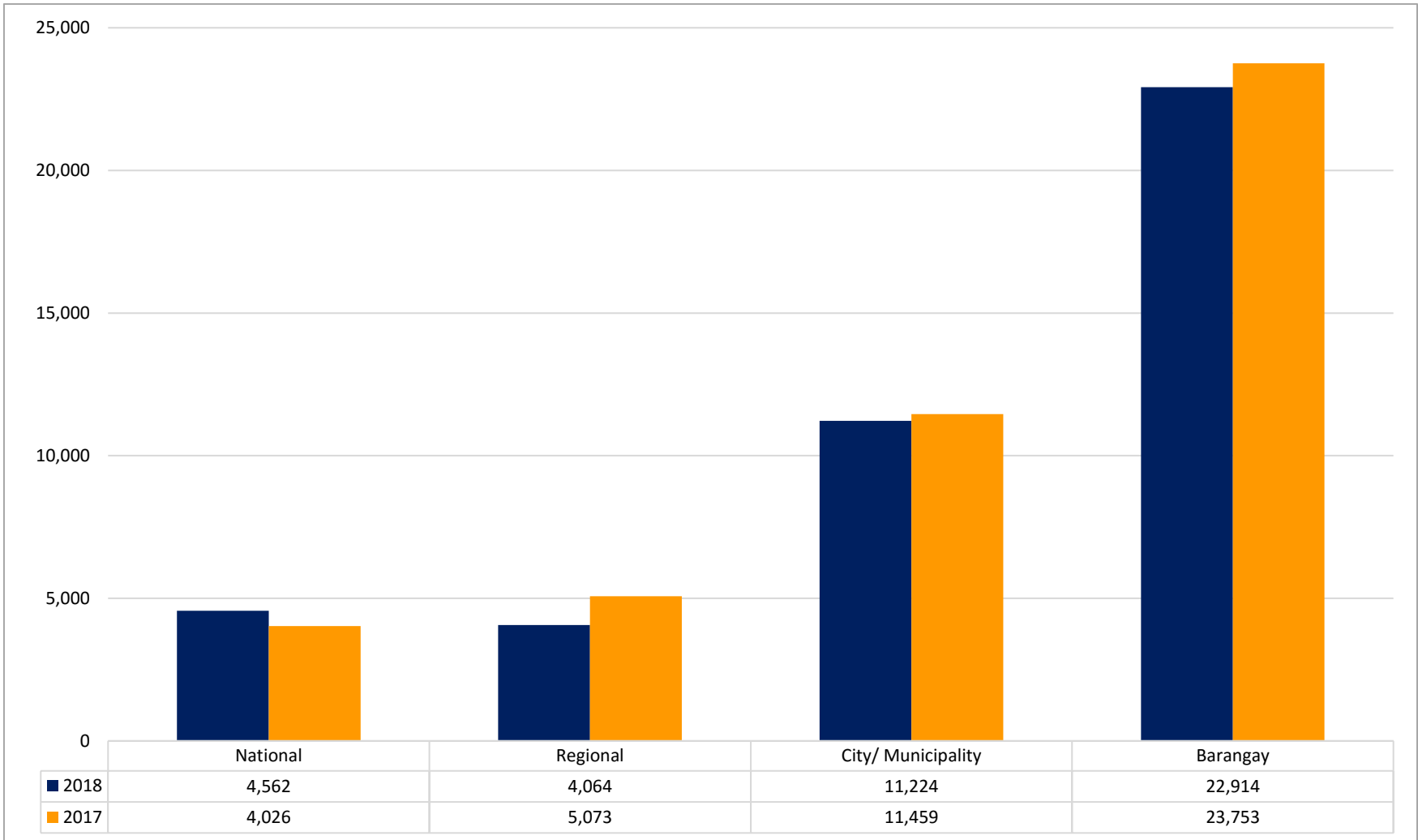


## Business Name Registration by Source

May 2018 VS May 2017



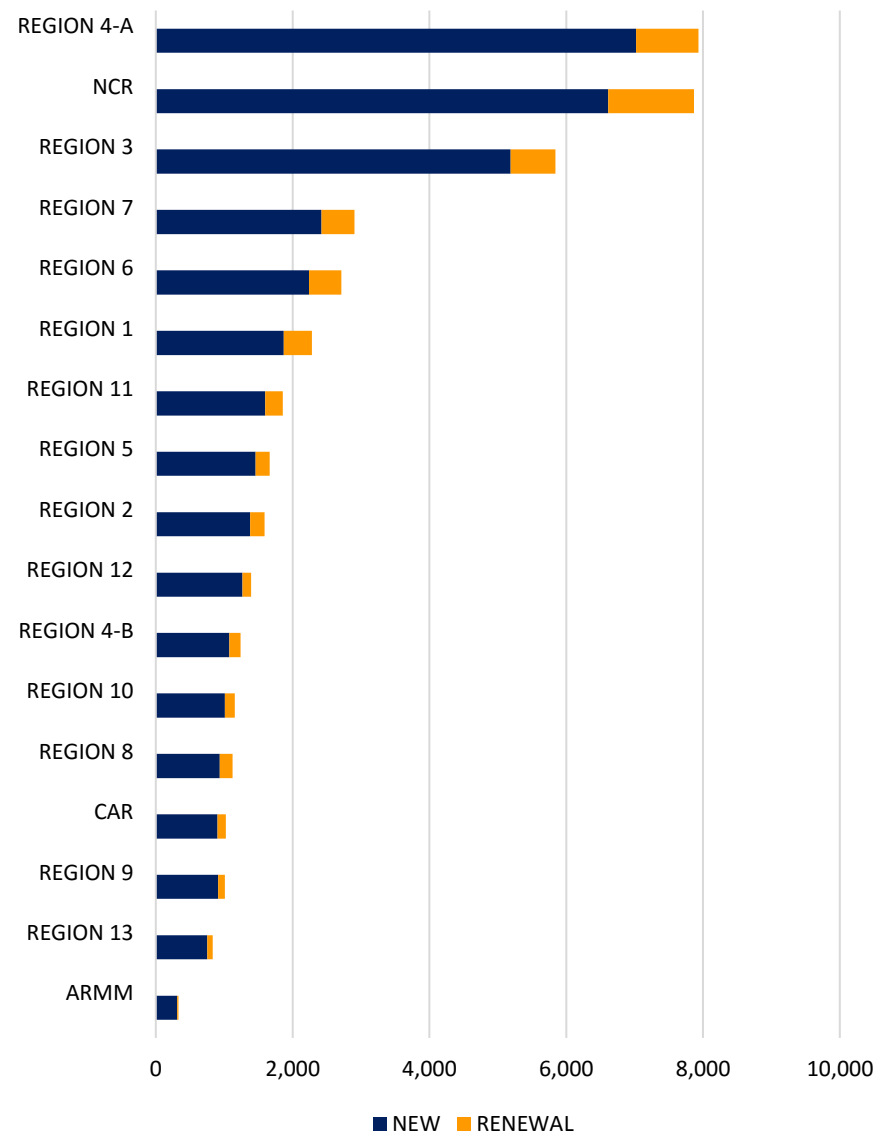
**Business Name Registration by Scope**  
May 2018 VS May 2017



## Business Name Registration by Region based on Owner's Address

May 2018

Owners Region	NEW	RENEWAL	Total	%Total
REGION 4-A (CALABARZON)	7,020	916	7,936	19%
NATIONAL CAPITAL REGION (NCR)	6,615	1,254	7,869	18%
REGION 3 (CENTRAL LUZON)	5,189	654	5,843	14%
REGION 7 (CENTRAL VISAYAS)	2,421	482	2,903	7%
REGION 6 (WESTERN VISAYAS)	2,238	474	2,712	6%
REGION 1 (ILOCOS REGION)	1,869	415	2,284	5%
REGION 11 (DAVAO REGION)	1,600	258	1,858	4%
REGION 5 (BICOL REGION)	1,460	204	1,664	4%
REGION 2 (CAGAYAN VALLEY)	1,381	209	1,590	4%
REGION 12 (SOCCSKSARGEN)	1,269	125	1,394	3%
REGION 4-B (MIMAROPA)	1,073	164	1,237	3%
REGION 10 (NORTHERN MINDANAO)	1,012	145	1,157	3%
REGION 8 (EASTERN VISAYAS)	935	185	1,120	3%
CORDILLERA ADMINISTRATIVE REGION (CAR)	903	123	1,026	2%
REGION 9 (ZAMBOANGA PENINSULA)	913	95	1,008	2%
REGION 13 (CARAGA)	751	82	833	2%
AUTONOMOUS REGION IN MUSLIM MINDANAO (ARMM)	315	15	330	1%
<b>Total</b>	<b>36,964</b>	<b>5,800</b>	<b>42,764</b>	<b>100%</b>



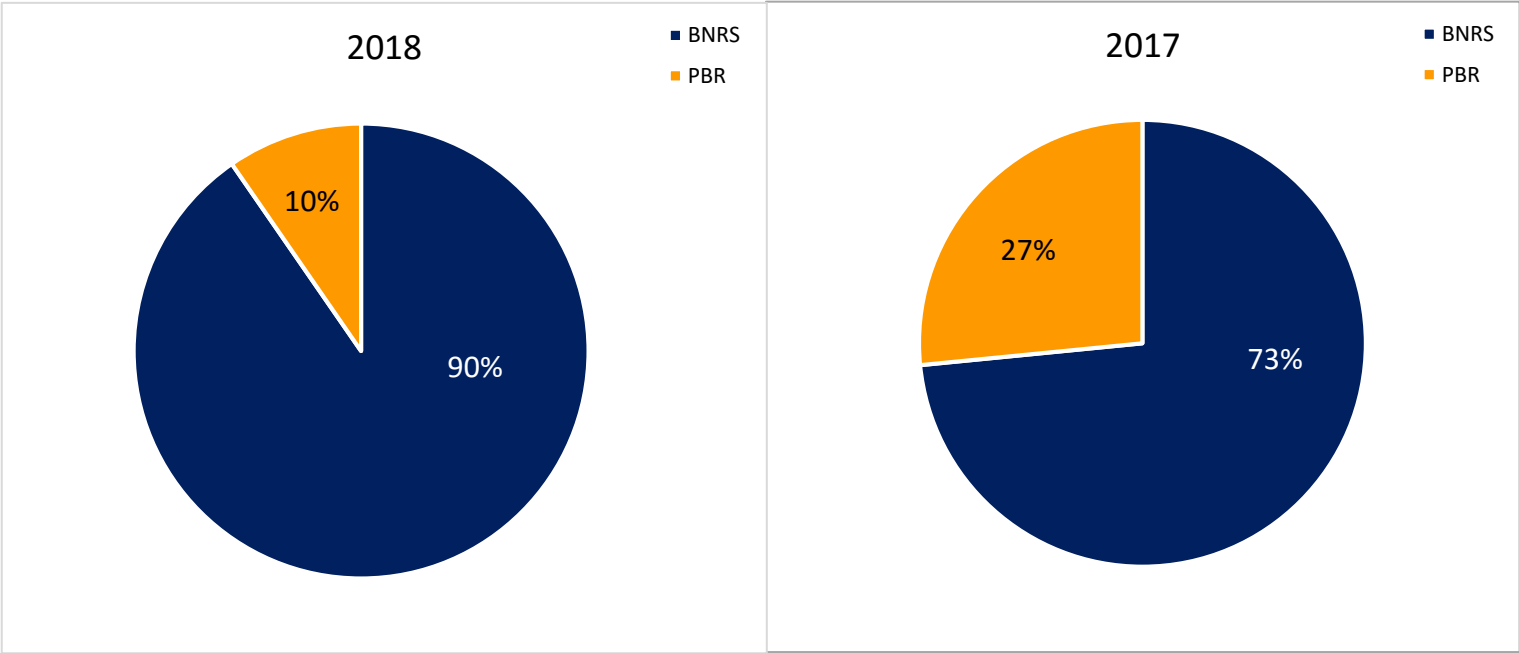
### BNRS and PBR Ratio

May 2018 VS May 2017

* %BNRS VS %PBR	2018	2018%	2017	2017%
BNRS	38,649	90%	32,542	73%
PBR	4,115	10%	11,769	27%
TOTAL	42,765	100%	44,311	100%

*\*%BNRS VS %PBR = PBR new and with existing /TOTAL and BN new/TOTAL*

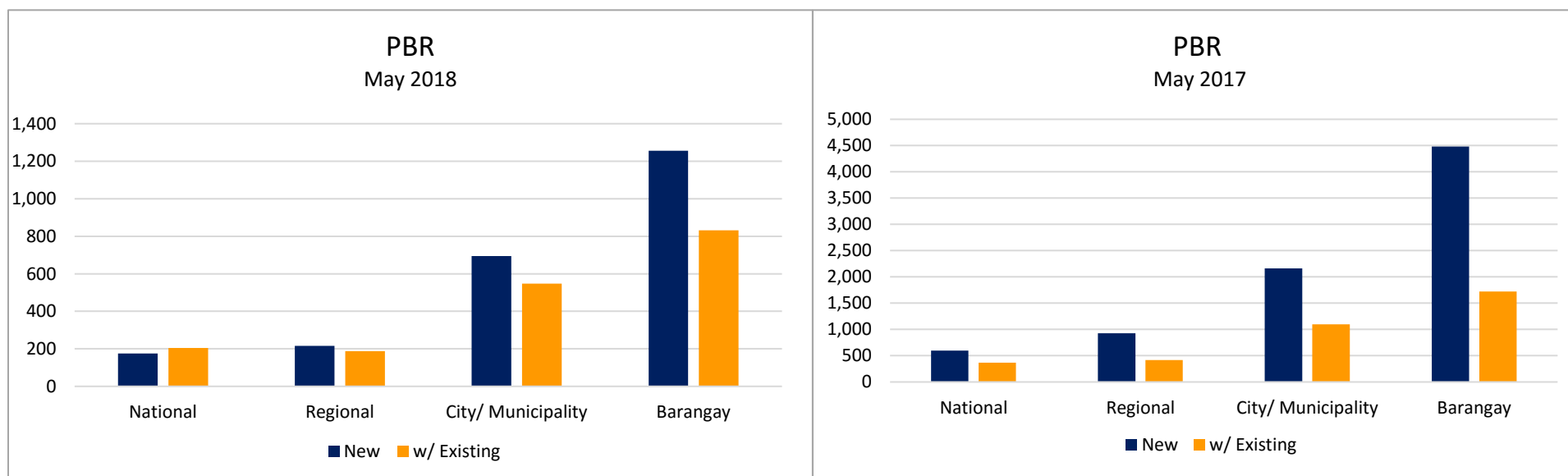
*\* BN new= New transactions though Web and Tellers*



## Philippine Business Registration System (PBR) by Scope

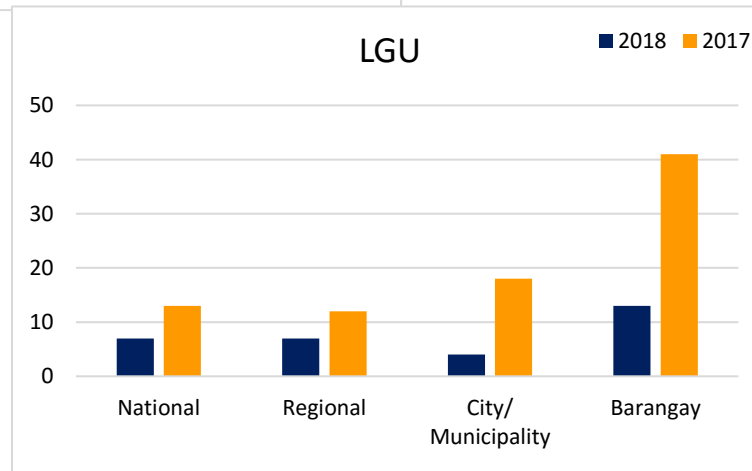
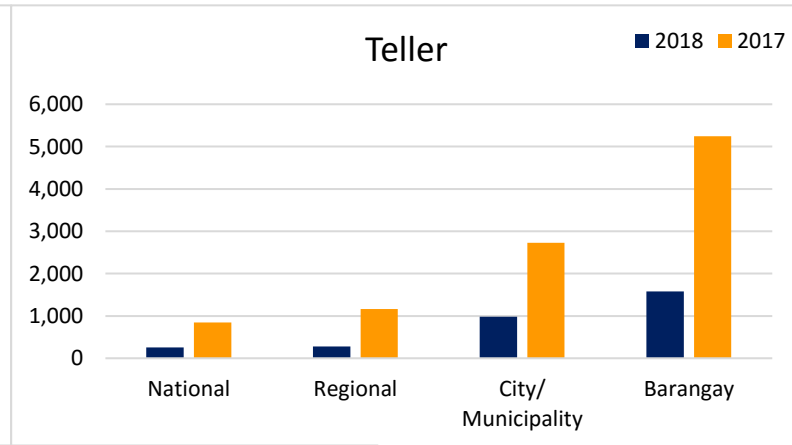
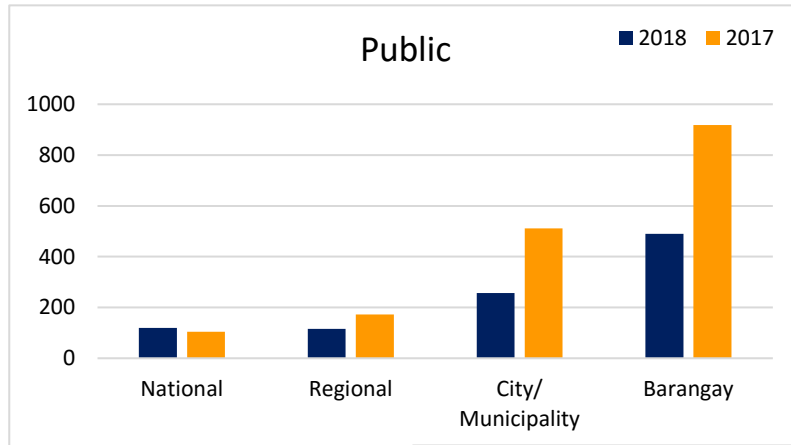
May 2018 VS May 2017

Scope	2018			2017			% Change
	New	w/ Existing	Total	New	w/ Existing	Total	
National	175	205	380	595	367	962	-60%
Regional	216	188	404	928	417	1345	-70%
City/ Municipality	695	548	1,243	2161	1097	3258	-62%
Barangay	1256	832	2,088	4484	1720	6204	-66%
<b>Total</b>	<b>2,342</b>	<b>1,773</b>	<b>4,115</b>	<b>8,168</b>	<b>3,601</b>	<b>11,769</b>	<b>-65%</b>



**Philippine Business Registration System (PBRs) by Source  
May 2018**

SCOPE	2018									Grand Total
	PUBLIC			DTI TELLER			LGU			
	New	With Existing	Total	New	With Existing	Total	New	With Existing	Total	
National	51	68	119	117	137	254	7	0	7	380
Regional	39	77	116	170	111	281	7	0	7	404
City/ Municipality	94	163	257	597	384	981	4	1	5	1243
Barangay	285	205	490	958	623	1581	13	4	17	2088
<b>Total</b>	<b>469</b>	<b>513</b>	<b>982</b>	<b>1,842</b>	<b>1,255</b>	<b>3,097</b>	<b>31</b>	<b>5</b>	<b>36</b>	<b>4,115</b>





### Business Registration Online Turnaround Time

May 2018

May	% over Total
15 min. and less	<b>83%</b>
16-30 minutes	<b>4%</b>
31-45 minutes	<b>13%</b>
<b>Total</b>	<b>100%</b>

*The chart shows the end-to-end transaction time of every business name registration in percent to total.*

