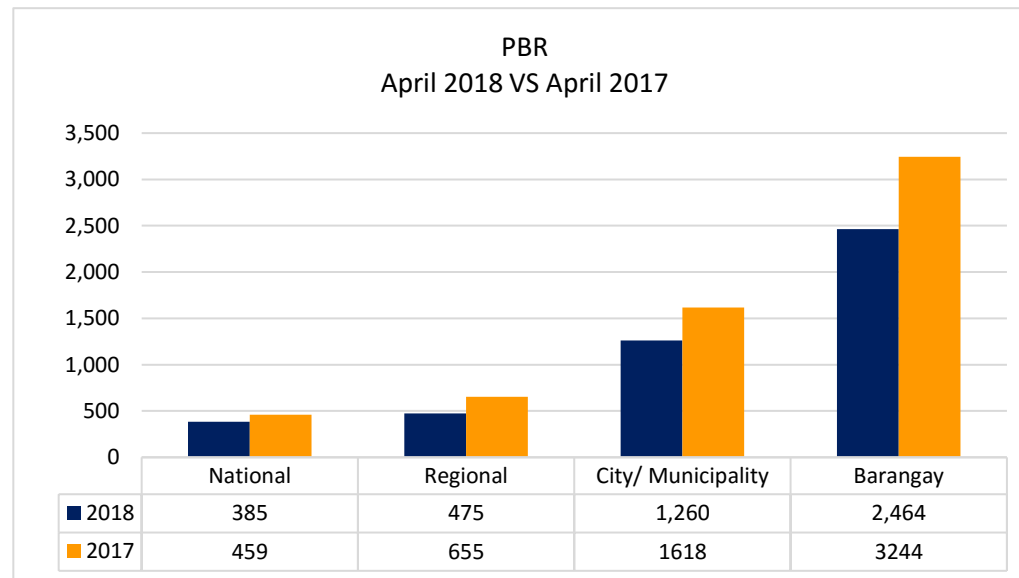
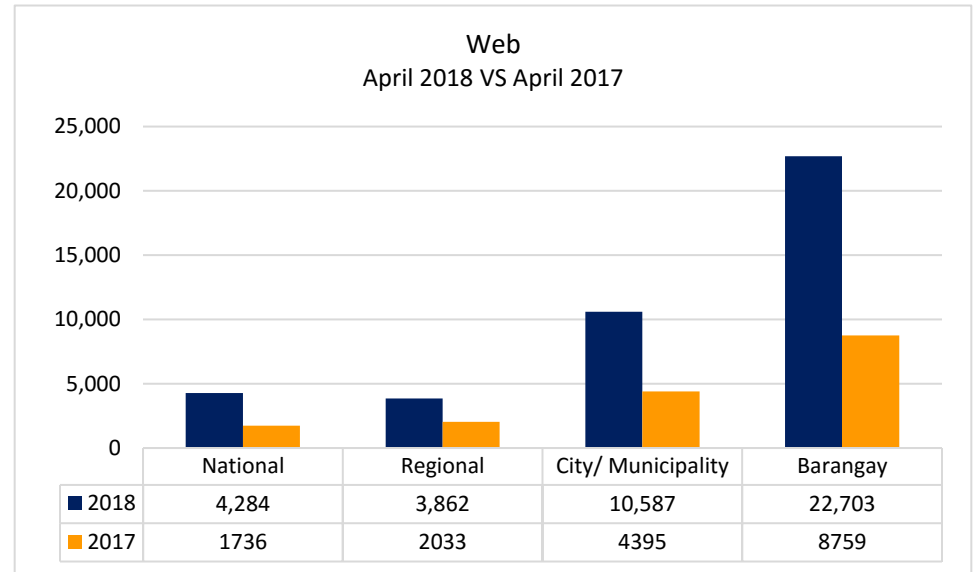
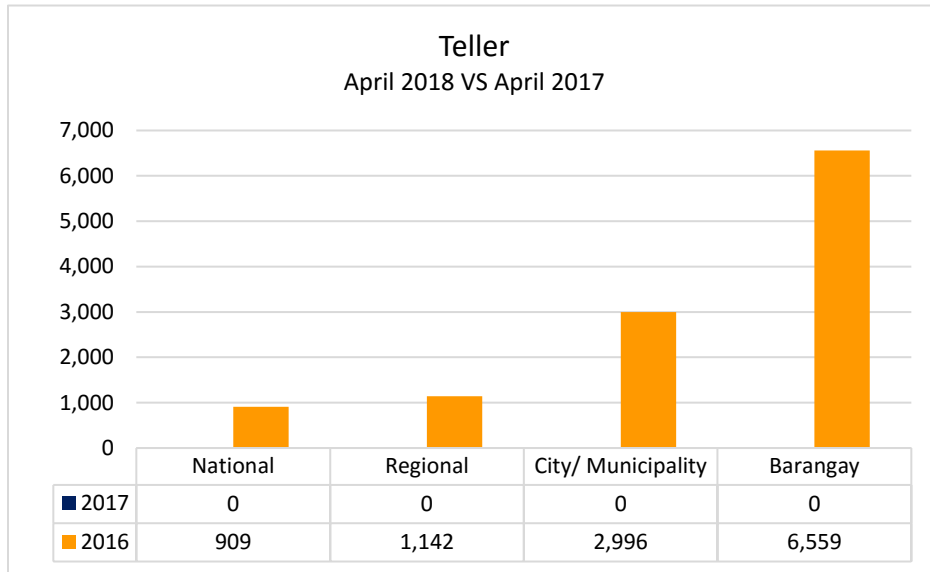




Monthly
Business Name
Registration
Statistical Report
April 2018

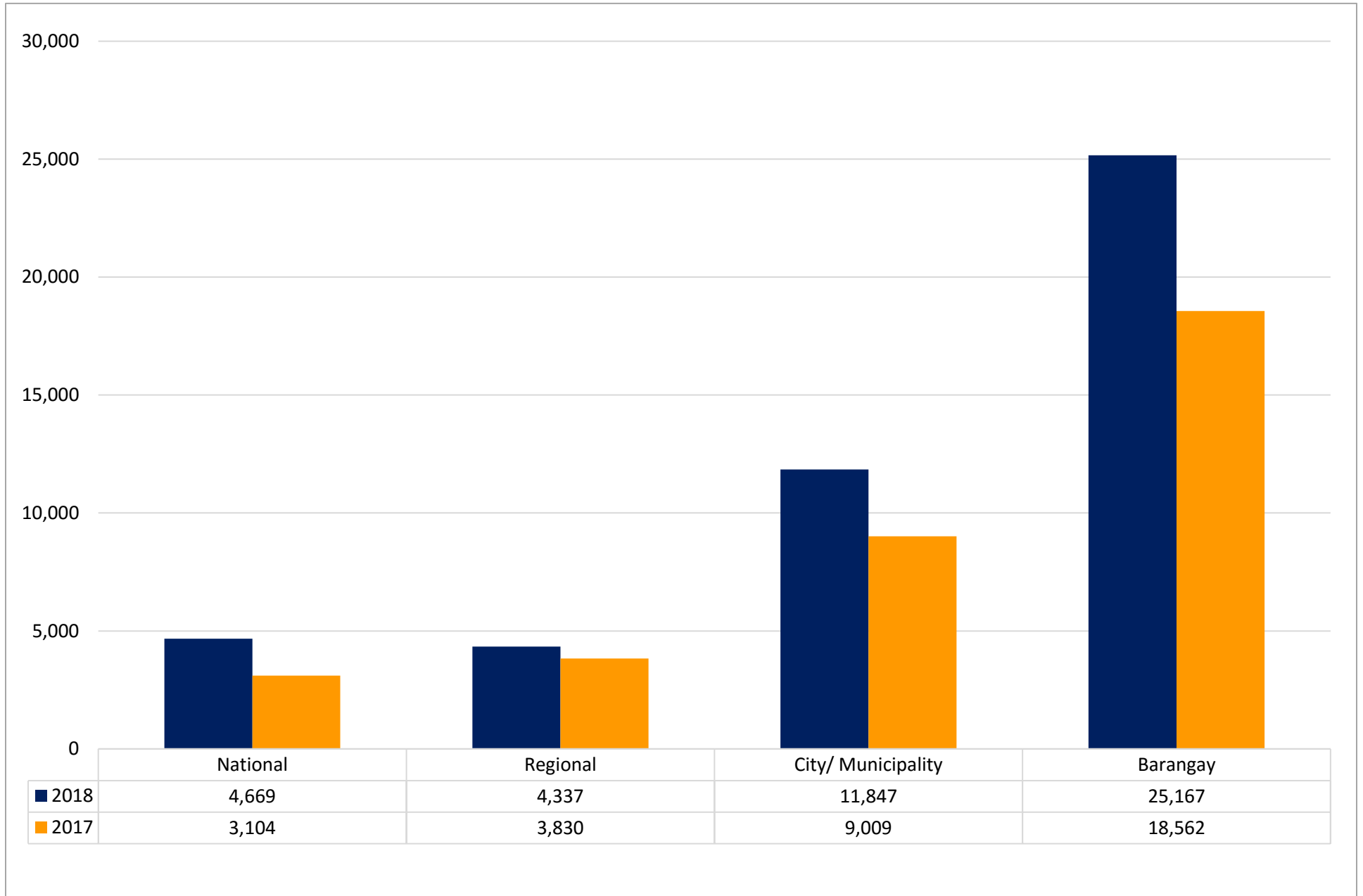
Business Name Registration by Source

April 2018



Business Name Registration by Scope

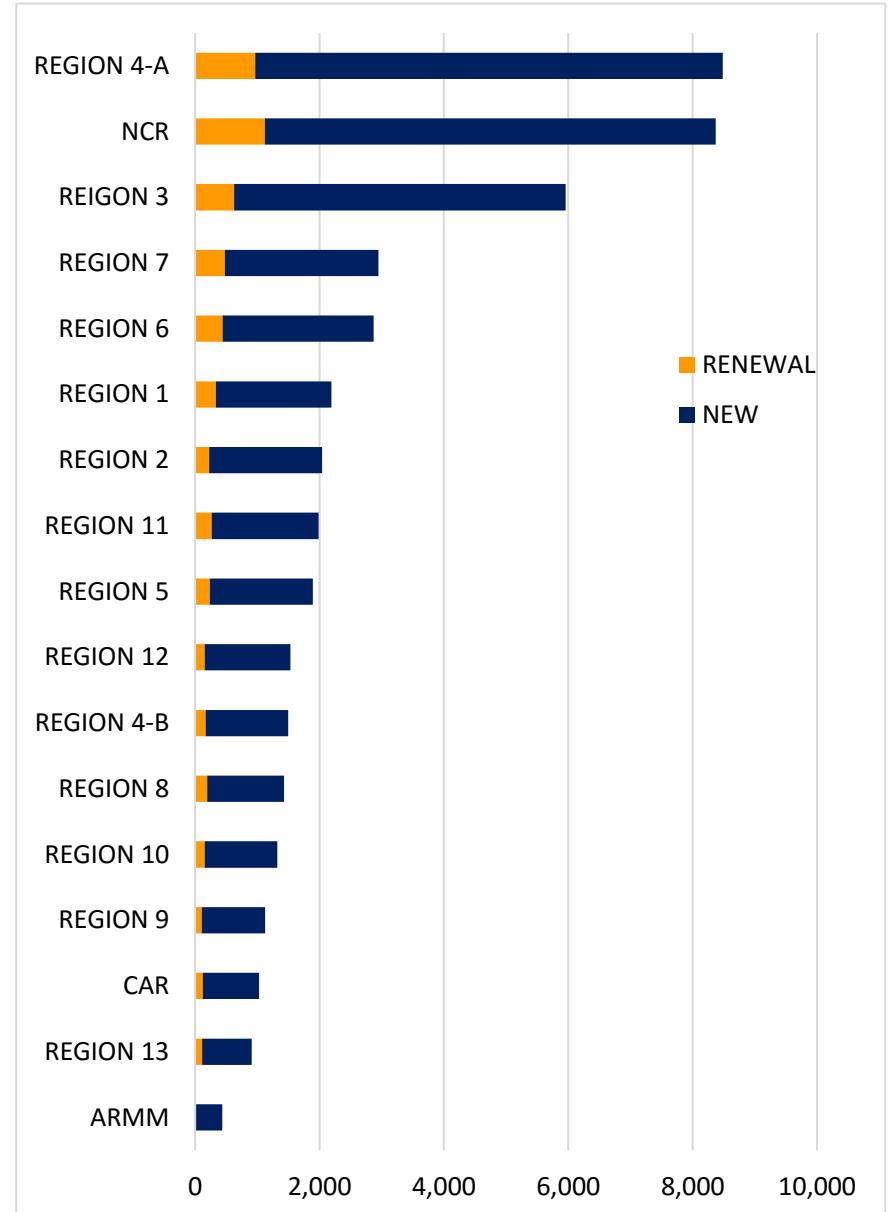
April 2018 vs April 2017



Business Name Registration by Region based on Owner's Address

April 2018

Owners Region	NEW	RENEWAL	Total	%Total
REGION 4-A (CALABARZON)	7,520	965	8,485	18%
NATIONAL CAPITAL REGION (NCR)	7,248	1,123	8,371	18%
REGION 3 (CENTRAL LUZON)	5,333	627	5,960	13%
REGION 7 (CENTRAL VISAYAS)	2,469	477	2,946	6%
REGION 6 (WESTERN VISAYAS)	2,429	442	2,871	6%
REGION 1 (ILOCOS REGION)	1,858	335	2,193	5%
REGION 2 (CAGAYAN VALLEY)	1,816	226	2,042	4%
REGION 11 (DAVAO REGION)	1,720	265	1,985	4%
REGION 5 (BICOL REGION)	1,657	235	1,892	4%
REGION 12 (SOCCSKSARGEN)	1,380	151	1,531	3%
REGION 4-B (MIMAROPA)	1,327	167	1,494	3%
REGION 8 (EASTERN VISAYAS)	1,233	196	1,429	3%
REGION 10 (NORTHERN MINDANAO)	1,165	154	1,319	3%
REGION 9 (ZAMBOANGA PENINSULA)	1,021	107	1,128	2%
CORDILLERA ADMINISTRATIVE REGION (CAR)	903	123	1,026	2%
REGION 13 (CARAGA)	800	111	911	2%
AUTONOMOUS REGION IN MUSLIM MINDANAO (ARMM)	420	17	437	1%
Total	40,299	5,721	46,020	100%

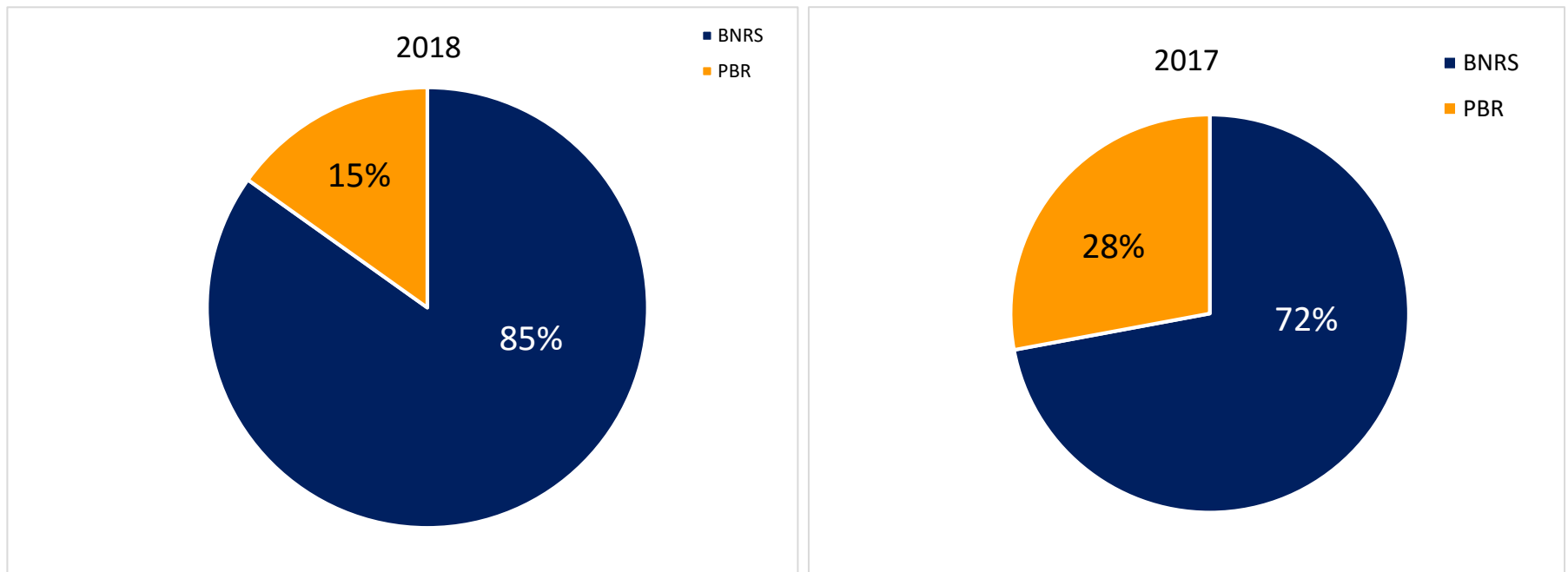


BNRS and PBR Ratio
April 2018 VS April 2017

* %BNRS VS %PBR	2018	2018%	2017	2017%
BNRS	39,052	85%	24,870	72%
PBR	6,968	15%	9,635	28%
TOTAL	46,020	100%	34,505	100%

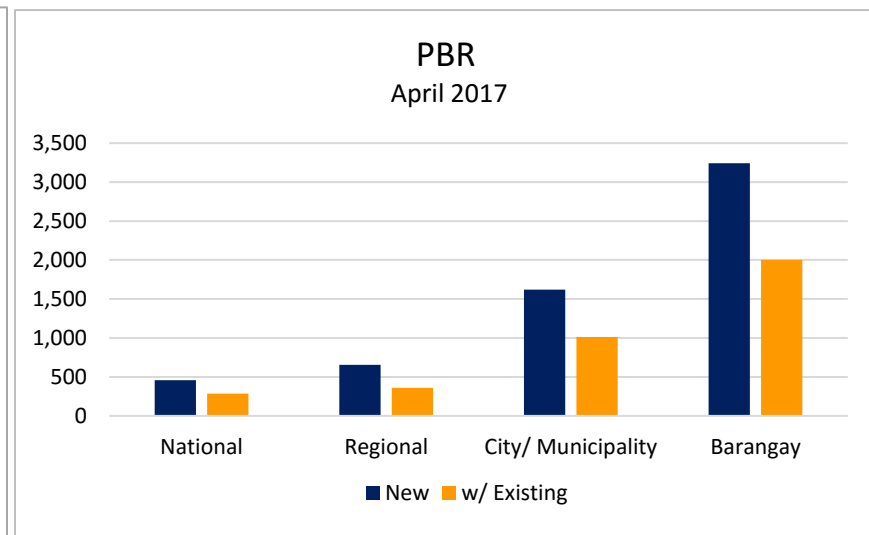
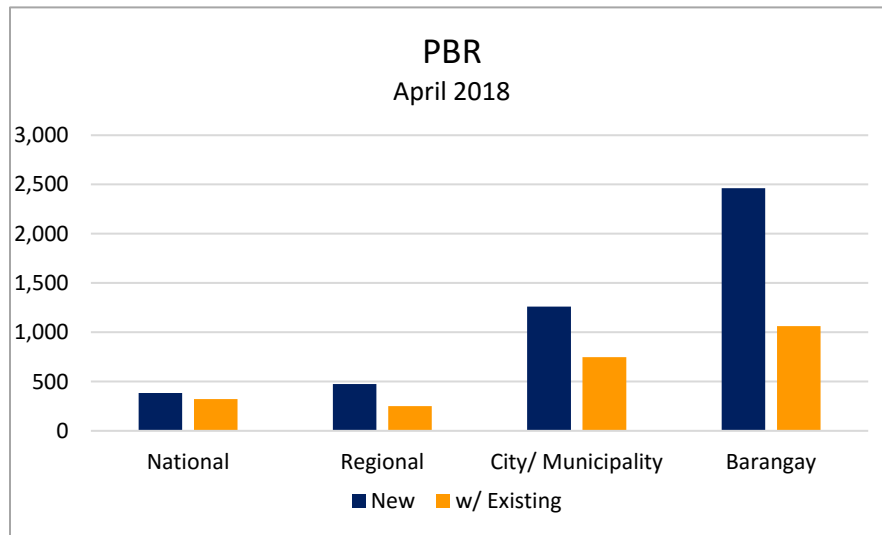
**%BNRS VS %PBR = PBR new and with existing /TOTAL and BN new/TOTAL*

** BN new= New transactions though Web and Tellers*



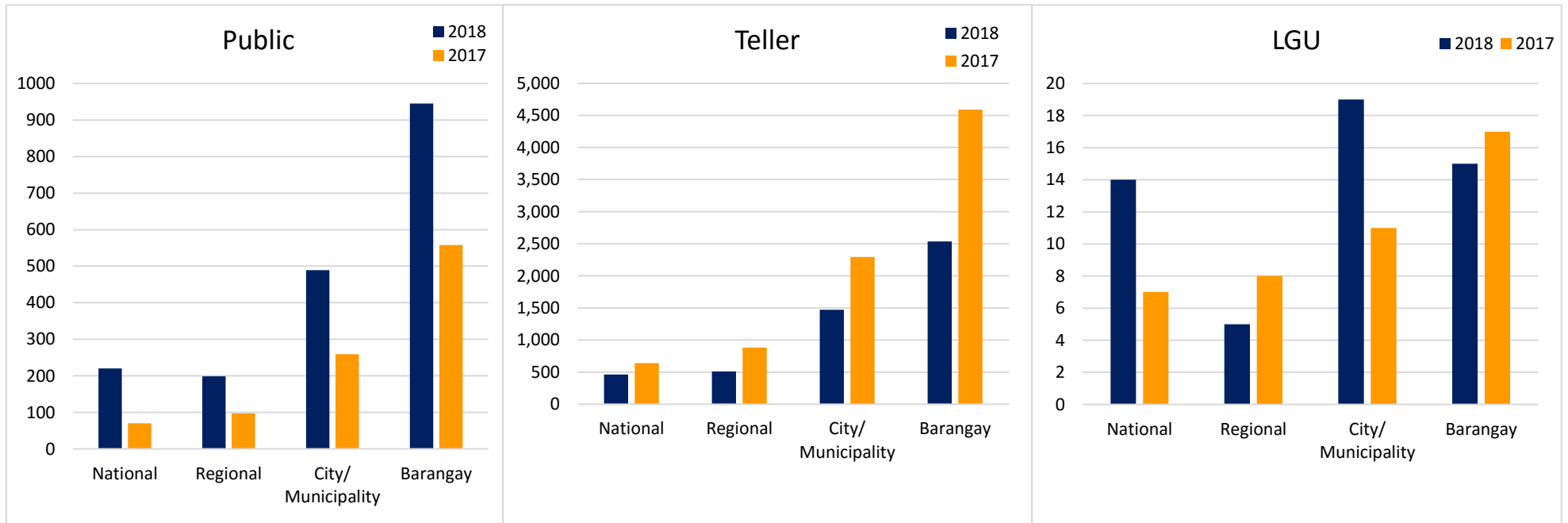
**Philippine Business Registration System (PBR) by Scope
April 2018 VS April 2017**

Scope	2018			2017			% Change
	New	w/ Existing	Total	New	w/ Existing	Total	
National	385	321	706	459	286	745	-5%
Regional	475	250	725	655	358	1013	-28%
City/ Municipality	1260	749	2,009	1618	1011	2629	-24%
Barangay	2464	1064	3,528	3244	2004	5248	-33%
Total	4,584	2,384	6,968	5,976	3,659	9,635	-28%



**Philippine Business Registration System (PBRS) by Source
April 2018 vs April 2017**

SCOPE	2018										2017										% Change April 2017 VS April 2016
	PUBLIC			DTI TELLER			LGU			Grand Total	PUBLIC			DTI TELLER			LGU			Grand Total	
	New	With Existing	Total	New	With Existing	Total	New	With Existing	Total		New	With Existing	Total	New	With Existing	Total	New	With Existing	Total		
National	127	93	220	224	217	461	14	11	25	706	52	18	70	400	241	641	7	27	34	745	-5%
Regional	104	95	199	366	146	512	5	9	14	725	76	21	97	571	311	882	8	26	34	1,013	-28%
City/ Municipality	222	267	489	1,019	453	1,472	19	29	48	2,009	170	89	259	1,437	856	2,293	11	66	77	2,629	-24%
Barangay	630	315	945	1,819	716	2,535	15	33	48	3,528	446	112	558	2,781	1,807	4,588	17	85	102	5,248	-33%
Total	1,083	770	1,853	3,448	1,532	4,980	53	82	135	6,968	774	240	984	5,189	3,215	8,404	43	204	247	9,635	-28%



Business Registration Online Turnaround Time

April 2018

March	% over Total
15 min. and less	69%
16-30 minutes	7%
31-45 minutes	24%
Total	100%

The chart shows the end-to-end transaction time of every business name registration in percent to total.

