

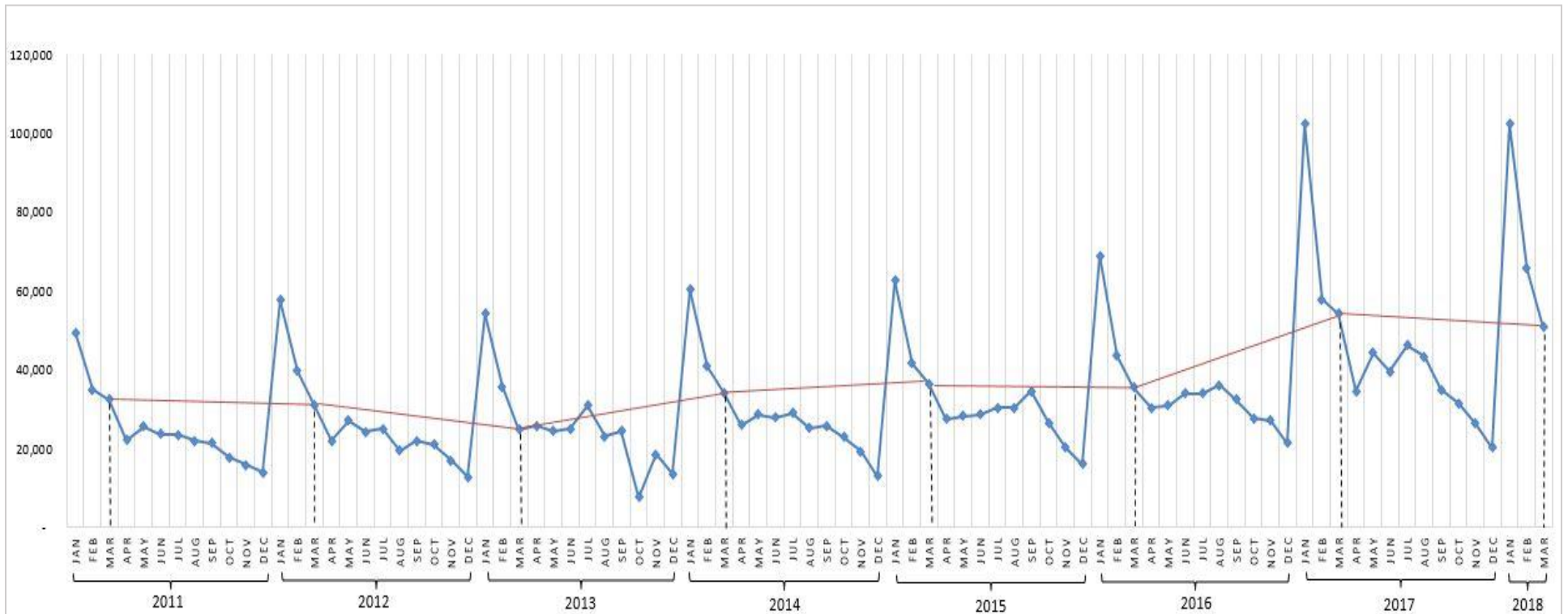


Monthly
Business Name
Registration
Statistical Report
March 2018

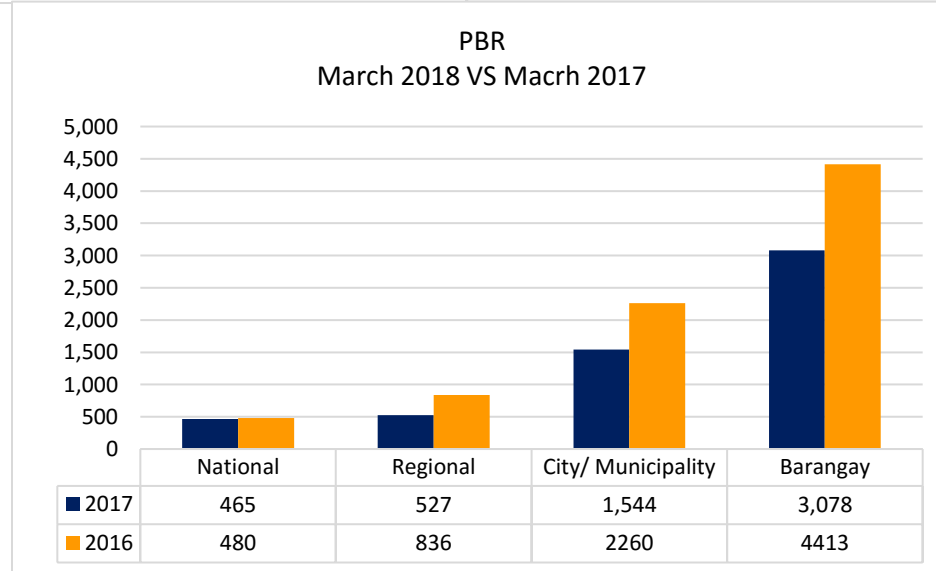
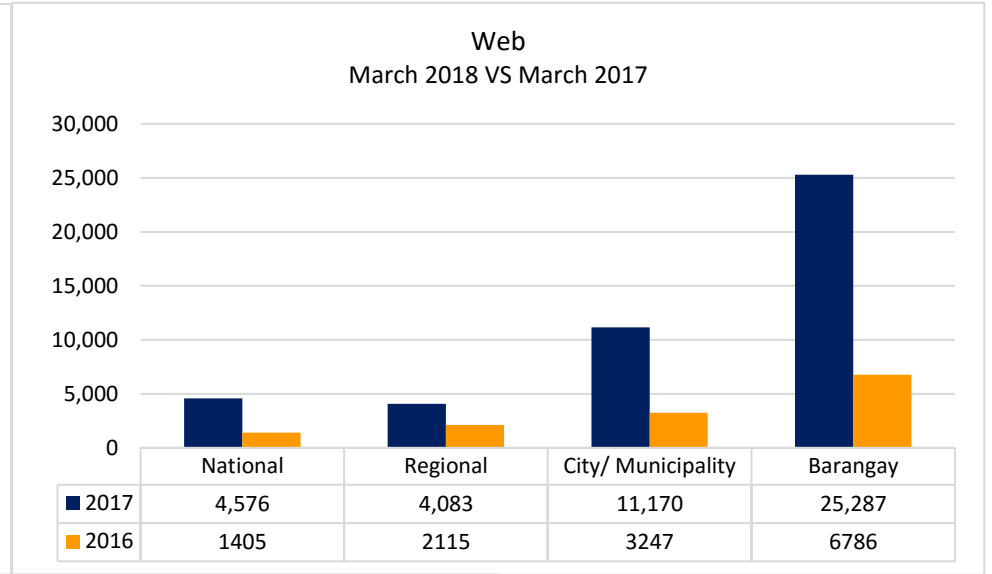
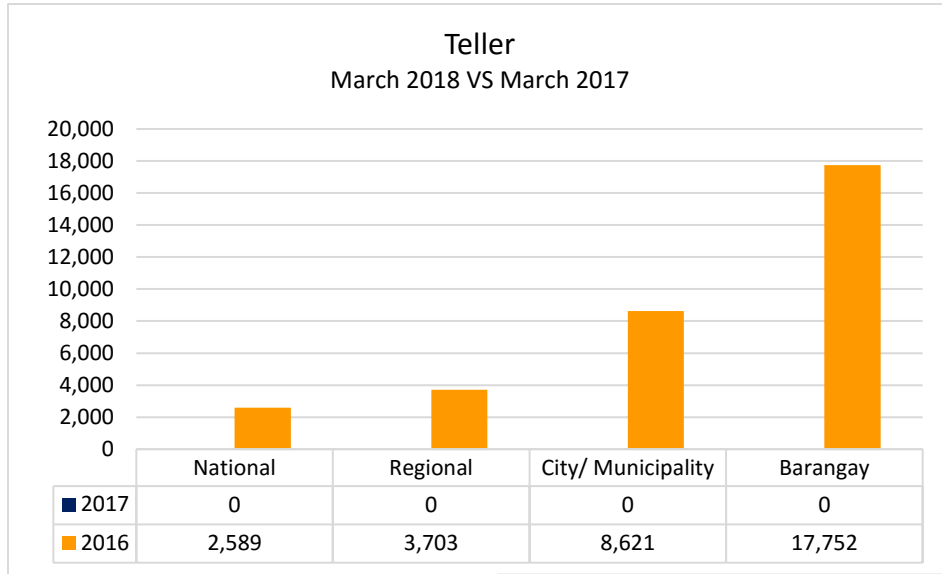
Business Name Registration by Type March 2018

Scope	2018								2017								% Change March 2018 VS March 2017
	Teller			Web			PBR	Grand Total	Teller			Web			PBR	Grand Total	
	New	Renewal	Total	New	Renewal	Total			New	Renewal	Total	New	Renewal	Total			
National	0	0	0	4071	505	4576	465	5,041	2,210	379	2,589	1267	138	1405	480	4,474	13%
Regional	0	0	0	3483	600	4083	527	4,610	3,225	478	3,703	1973	142	2115	836	6,654	-31%
City/ Municipality	0	0	0	8,939	2,231	11170	1,544	12,714	6,789	1,832	8,621	2,747	500	3247	2,260	14,128	-10%
Barangay	0	0	0	22,659	2,628	25287	3,078	28,365	15,498	2,254	17,752	6,103	683	6786	4,413	28,951	-2%
Total	0	0	0	39,152	5,964	45,116	5,614	50,730	27,722	4,943	32,665	12,090	1,463	13,553	7,989	54,207	-6%

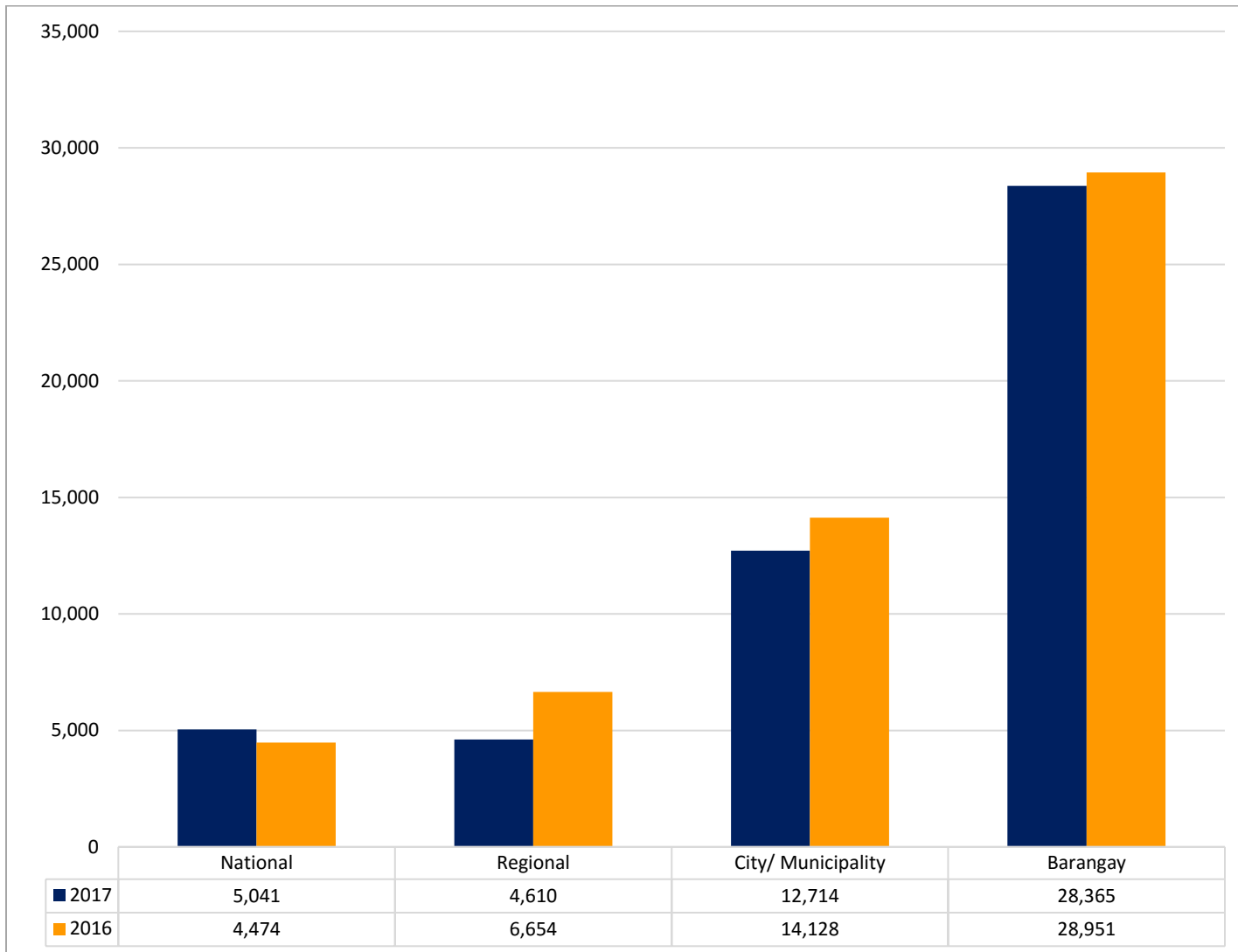
There was a recorded decrease from business name registration transactions of 6% this March 2018 in comparison with March 2017. It can also be noticed that the national scope increased 11% from last year's record of 4,474 to 5,041 this month of March.



Business Name Registration by Source March 2018



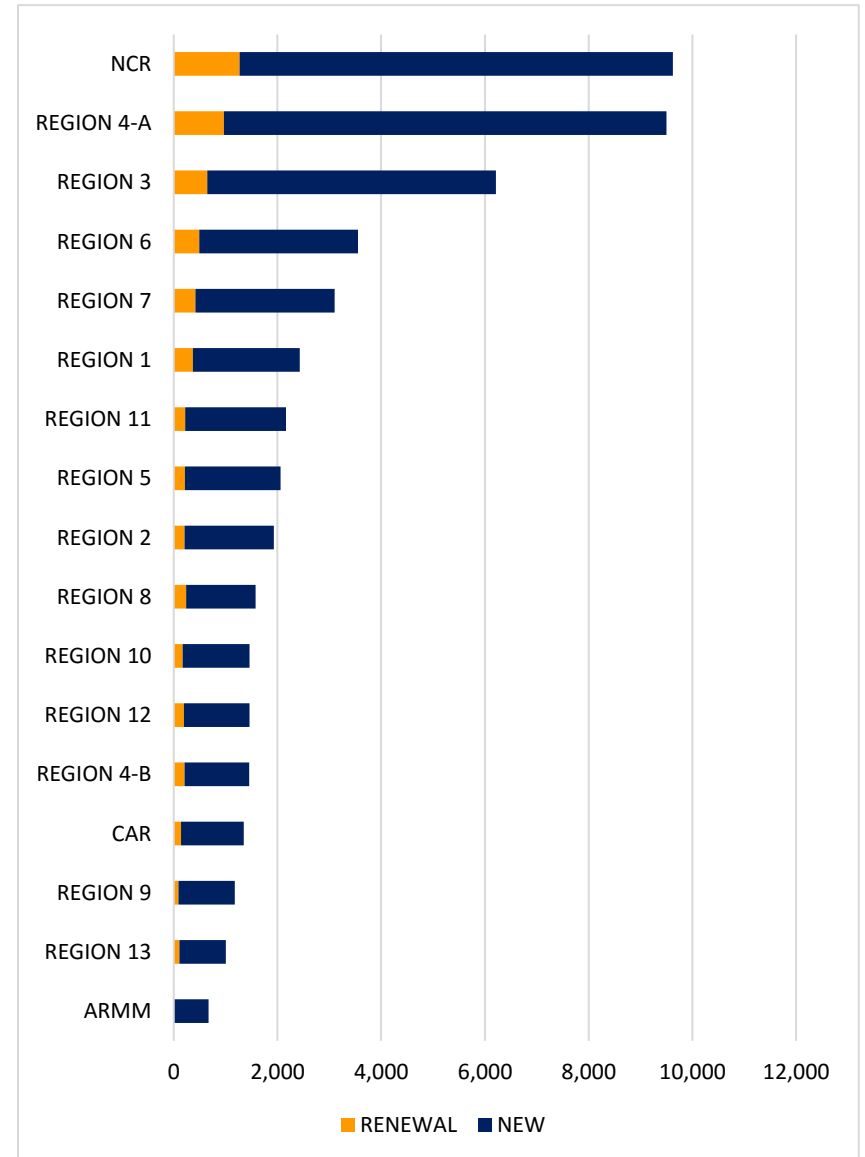
Business Name Registration by Scope
March 2018



Business Name Registration by Region based on Owner's Address

March 2018

Owners Region	NEW	RENEWAL	Total	%Total
NATIONAL CAPITAL REGION (NCR)	8,355	1,268	9,623	19%
REGION 4-A (CALABARZON)	8,529	970	9,499	19%
REGION 3 (CENTRAL LUZON)	5,568	646	6,214	12%
REGION 7 (CENTRAL VISAYAS)	2,689	416	3,105	6%
REGION 6 (WESTERN VISAYAS)	3,060	492	3,552	7%
REGION 1 (ILOCOS REGION)	2,059	370	2,429	5%
REGION 5 (BICOL REGION)	1,843	215	2,058	4%
REGION 11 (DAVAO REGION)	1,942	223	2,165	4%
REGION 8 (EASTERN VISAYAS)	1,342	239	1,581	3%
REGION 2 (CAGAYAN VALLEY)	1,721	208	1,929	4%
REGION 10 (NORTHERN MINDANAO)	1,291	172	1,463	3%
REGION 12 (SOCCSKSARGEN)	1,263	196	1,459	3%
REGION 4-B (MIMAROPA)	1,246	207	1,453	3%
REGION 9 (ZAMBOANGA PENINSULA)	1,086	88	1,174	2%
CORDILLERA ADMINISTRATIVE REGION (CAR)	1,206	141	1,347	3%
REGION 13 (CARAGA)	898	107	1,005	2%
AUTONOMOUS REGION IN MUSLIM MINDANAO (ARMM)	668	6	674	1%
Total	44,766	5,964	50,730	100%

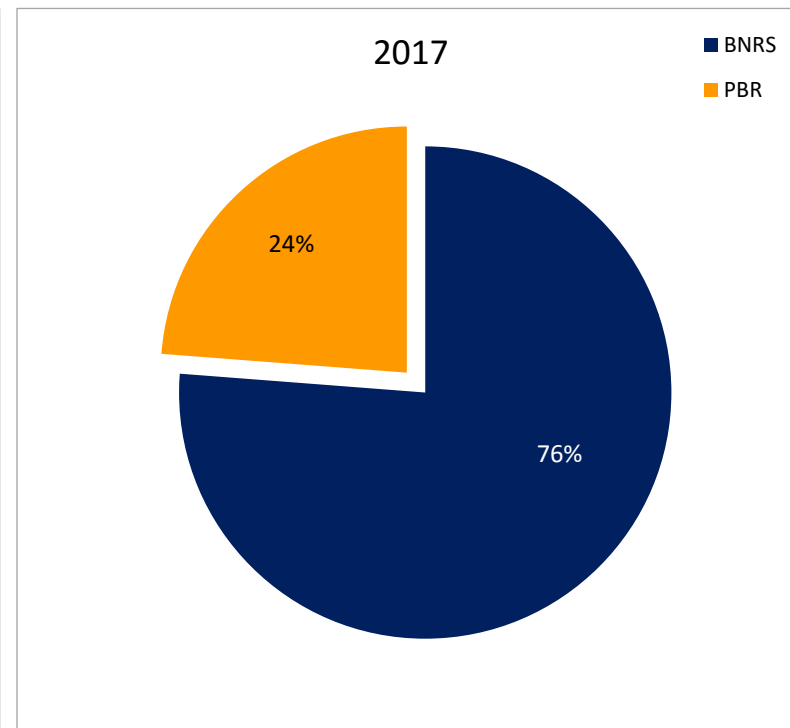
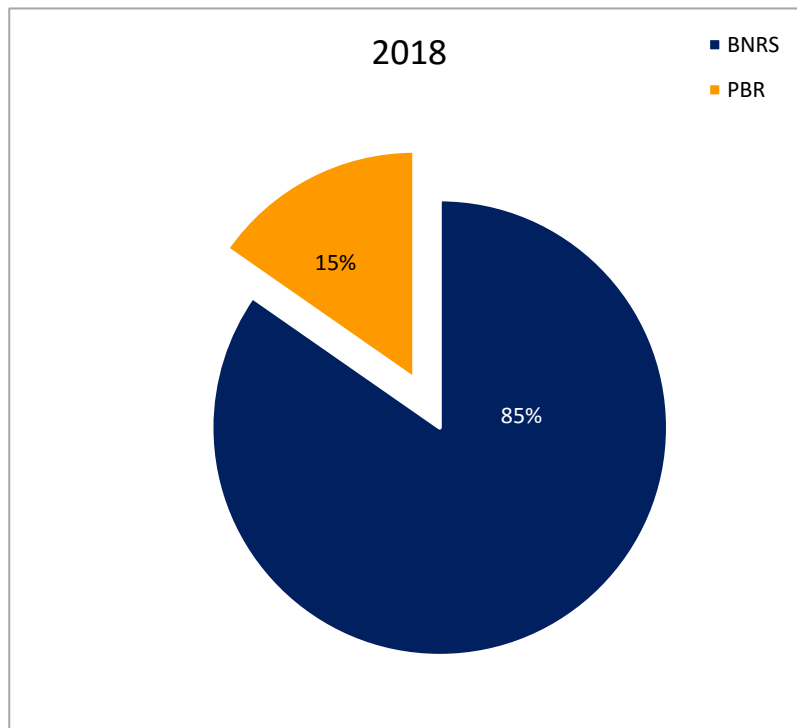


BNRS and PBR Ratio
Jan-Mar 2018 vs Jan-Mar 2017

* %BNRS VS %PBR	2018	2018%	2017	2017%
BNRS	42,959	85%	41,317	76%
PBR	7,771	15%	12,890	24%
TOTAL	50,730	100%	54,207	100%

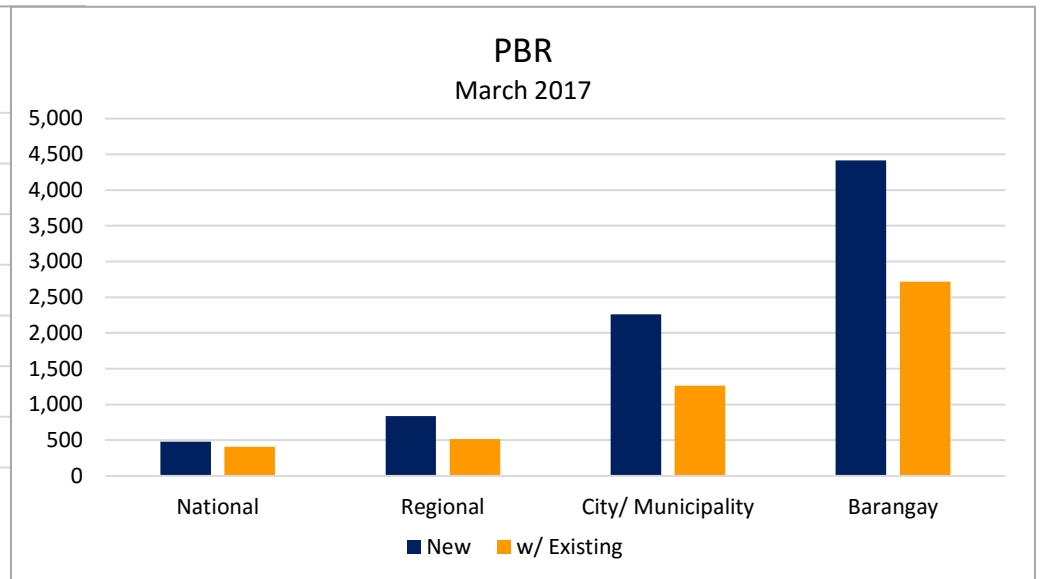
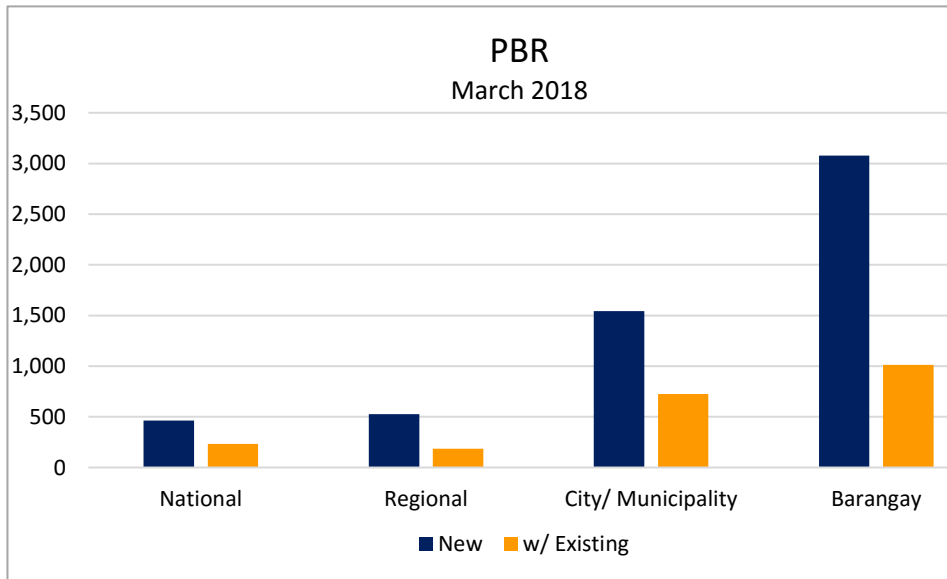
**%BNRS VS %PBR = PBR new and with existing /TOTAL and BN new/TOTAL*

** BN new= New transactions though Web and Tellers*



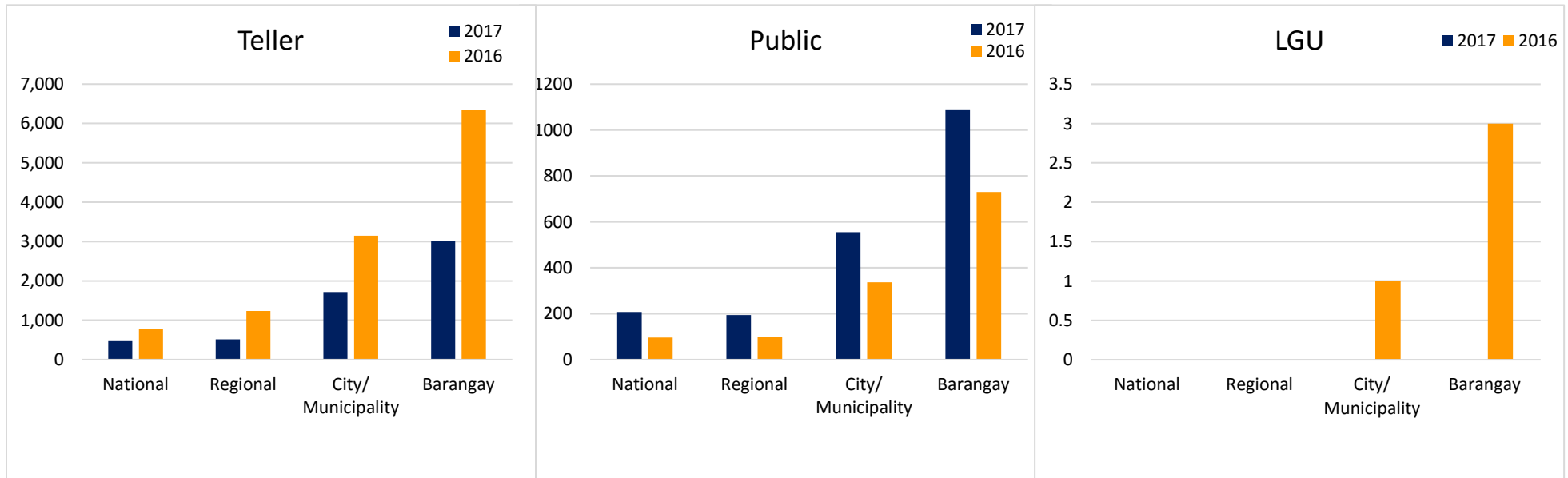
**Philippine Business Registration System (PBR) by Scope
March 2018 VS 2017**

Scope	2018			2017			% Change
	New	w/ Existing	Total	New	w/ Existing	Total	
National	465	232	697	480	408	888	-22%
Regional	527	185	712	836	515	1351	-47%
City/ Municipality	1544	726	2,270	2260	1262	3522	-36%
Barangay	3078	1014	4,092	4413	2716	7129	-43%
Total	5,614	2,157	7,771	7,989	4,901	12,890	-40%



**Philippine Business Registration System (PBRs) by Source
March 2018**

SCOPE	PUBLIC			DTI TELLER			LGU			Grand Total
	New	With Existing	Total	New	With Existing	Total	New	With Existing	Total	
National	165	43	208	300	189	489	0	0	0	697
Regional	135	59	194	392	126	518	0	0	0	712
City/ Municipality	293	262	555	1251	464	1715	0	0	0	2270
Barangay	791	299	1090	2287	715	3002	0	0	0	4092
Total	1,384	663	2,047	4,230	1,494	5,724	-	-	-	7,771



Business Registration Online Turnaround Time

March 2018

March	% over Total
15 min. and less	81%
16-30 minutes	4%
31-45 minutes	15%
Total	100%

The chart shows the end-to-end transaction time of every business name registration in percent to total.

