

BNRS IN FIGURES

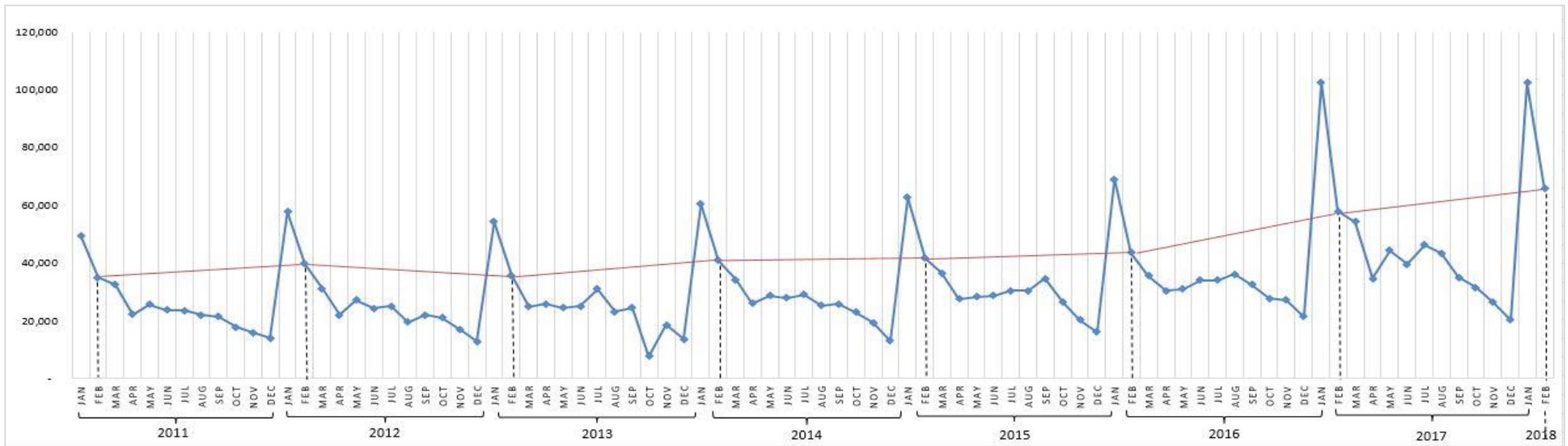
**Monthly Report
as of February 2018**

Business Name (BN) Registration by Scope per Source February 2018 VS February 2017

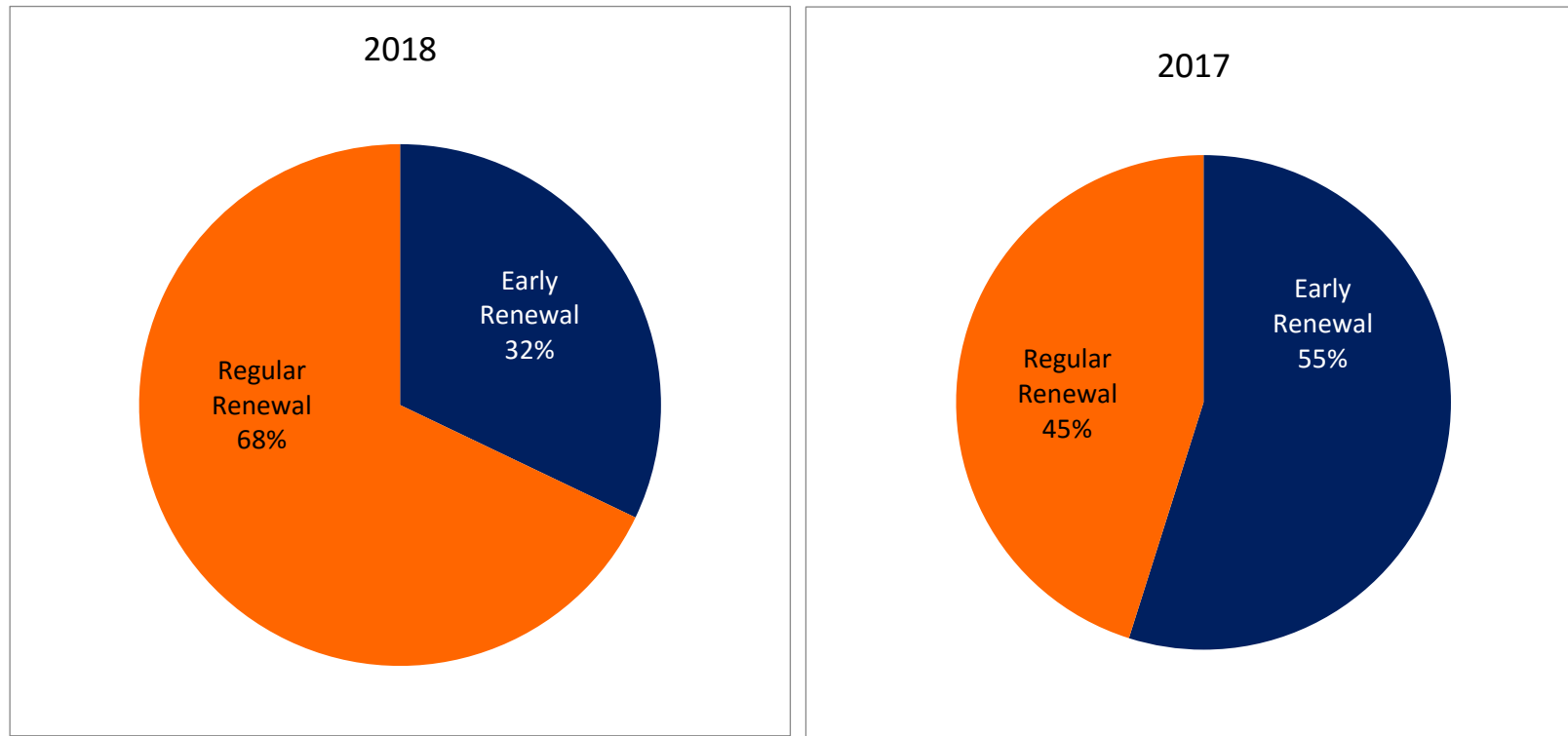
Scope	2018								2017								% Change February 2018 VS February 2017
	Teller			Web			PBR	Grand Total	Teller			Web			PBR	Grand Total	
	New	Renewal	Total	New	Renewal	Total			New	Renewal	Total	New	Renewal	Total			
National	0	0	0	5985	564	6549	473	7,022	1,999	337	2,336	1299	120	1419	472	4,227	66%
Regional	0	0	0	4398	644	5042	566	5,608	2,397	420	2,817	1148	118	1266	745	4,828	16%
City/ Municipality	0	0	0	10,640	2,598	13238	1,742	14,980	7,080	2,101	9,181	2,548	492	3040	2,505	14,726	2%
Barangay	0	0	0	30,636	3,534	34170	3,919	38,089	19,151	2,814	21,965	6,210	792	7002	5,117	34,084	12%
Total	0	0	0	51,659	7,340	58,999	6,700	65,699	30,627	5,672	36,299	11,205	1,522	12,727	8,839	57,865	14%

Type	2018	2017	% Change
New	58,359	50,671	15%
Renewal	7,340	7,194	2%
Total	65,699	57,865	14%

Business Name (BN) Registration tallied 65,699 applications for this February 2018. 14% increase in comparison with last year's record of 57,865 of the same period. The registrations also recorded 58,359 New BNs or 89% of total registrations in February 2018, while renewal registrations recorded 7,340 or 11% of its total. As to its records from 2011, it can be noticed that there is a continuous increase in BN registrations through the years. This can be attributed with the continuous goal of DTI to improve the country's competitiveness by developing and promoting MSMEs across the republic.



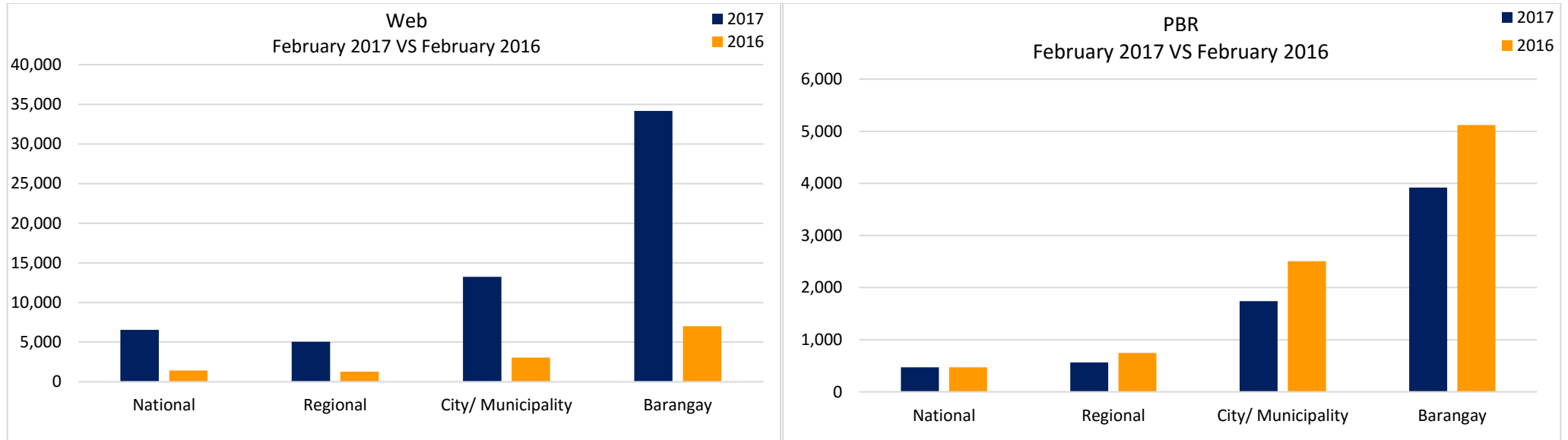
Renewal



Renewal	2018	2017	
Early Renewal	2,356	3,948	-40%
Regular Renewal	4,984	3,246	54%
Total	7,340	7,194	2%

Business Name Renewal Schemes: Early Renewal and Regular Renewal. Early Renewal covered 32% of the total renewal registration or 2,356 renewal records (4% of the total tallied registrations new and renewal). Early Renewal transactions this February 2018 tallied 54% increase from last year's 3,246 of the same month. Regular Renewal tallied 4,984 BNs or 68% of the total renewal registrations (8% of the total tallied registrations new and renewal) and -40% decrease from February 2017 record of 3,948.

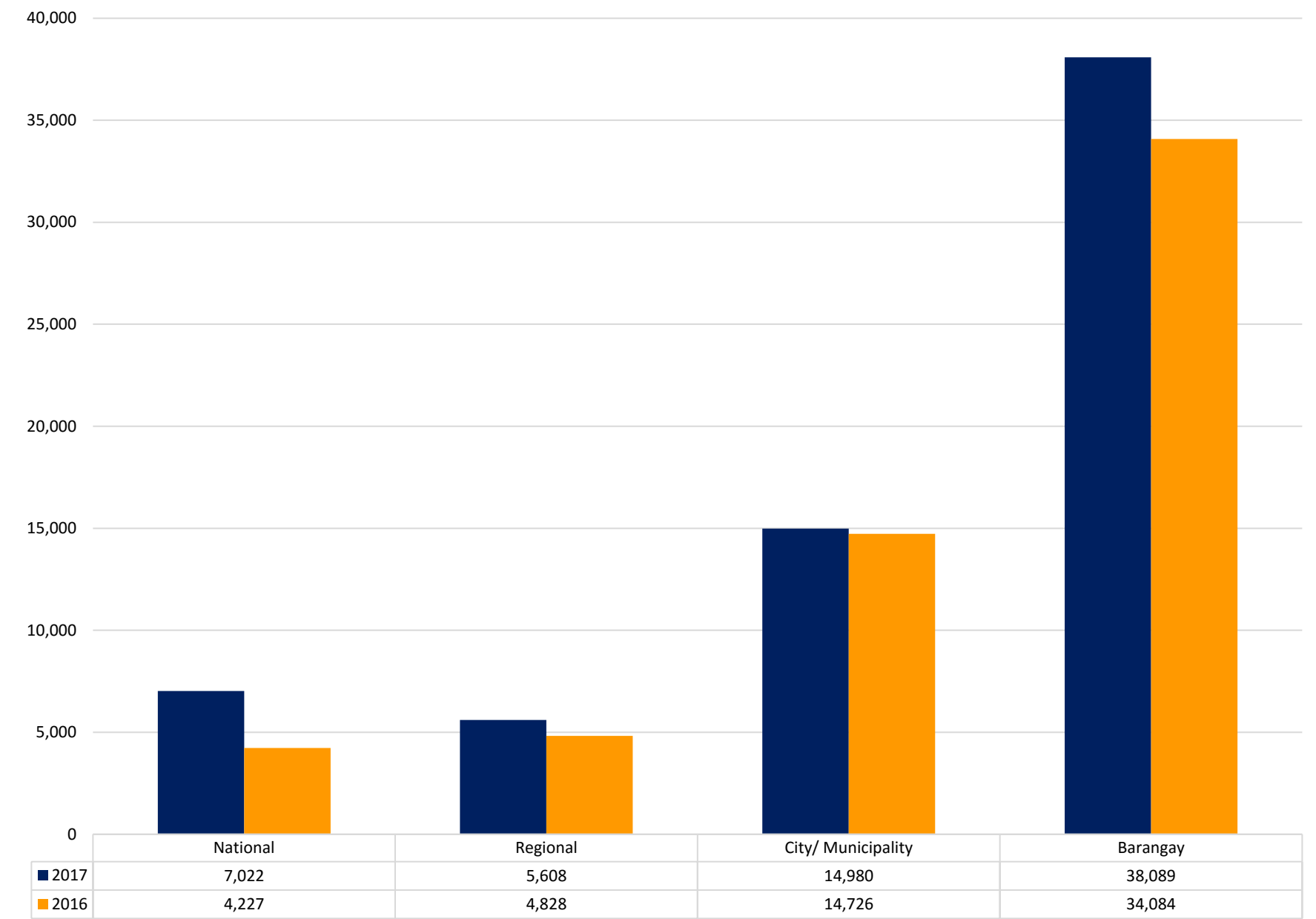
**Business Name (BN) Registration by Source
February 2018 VS February 2017**



Business name registration by source (Web and PBR): With the online application or web source which offers an end- to-end business application process, the source tallied 58,999 business names registered or 90% of total business name registrations. Web transactions are comprised with 51,659 new business names registered and 7,340 renewal business names.

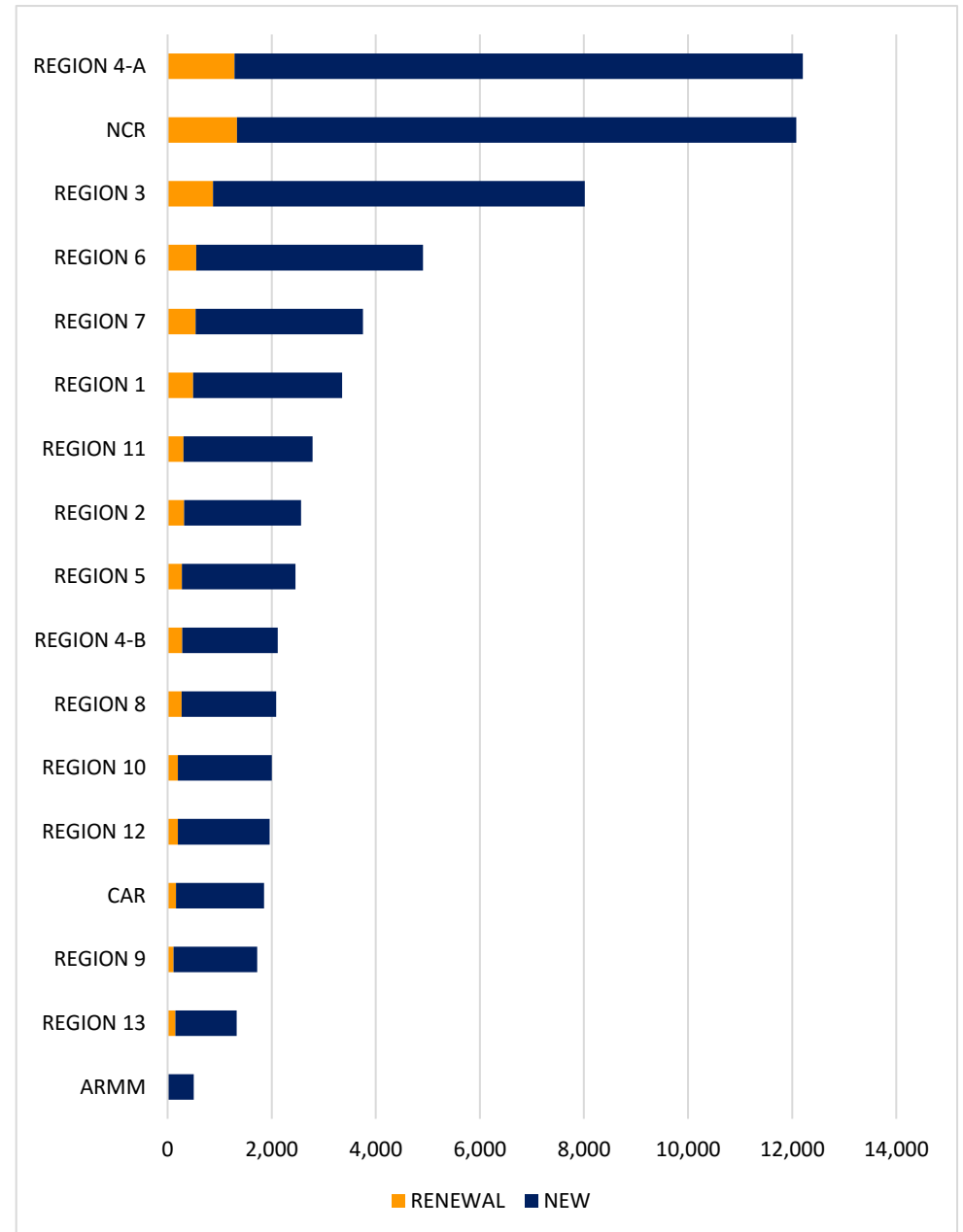
PBR scope recorded 6,700 registrations or 10% business name registered through the PBR system (www.business.gov.ph).

**Business Name (BN) Registration by Scope
February 2018 VS February 2017**



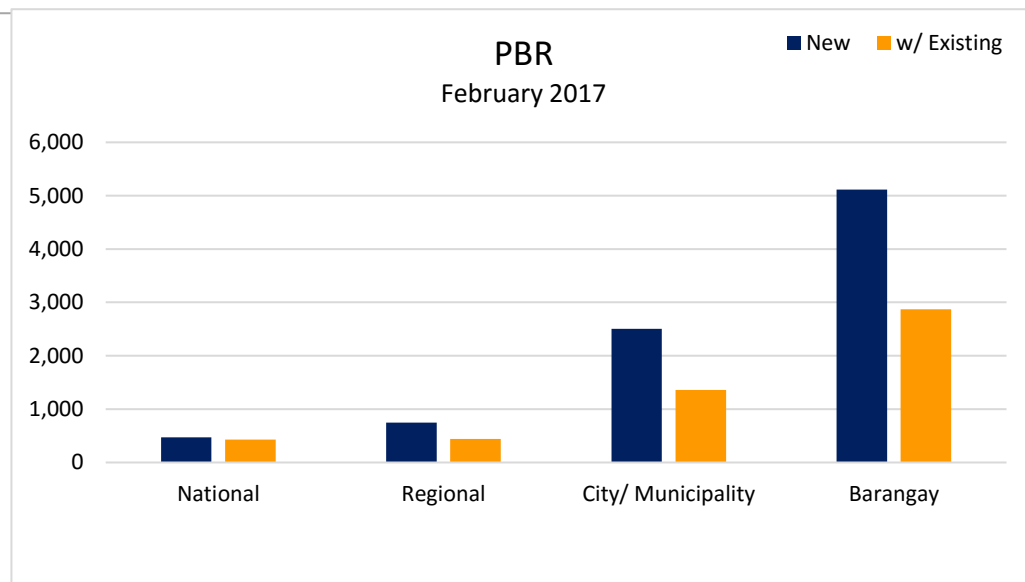
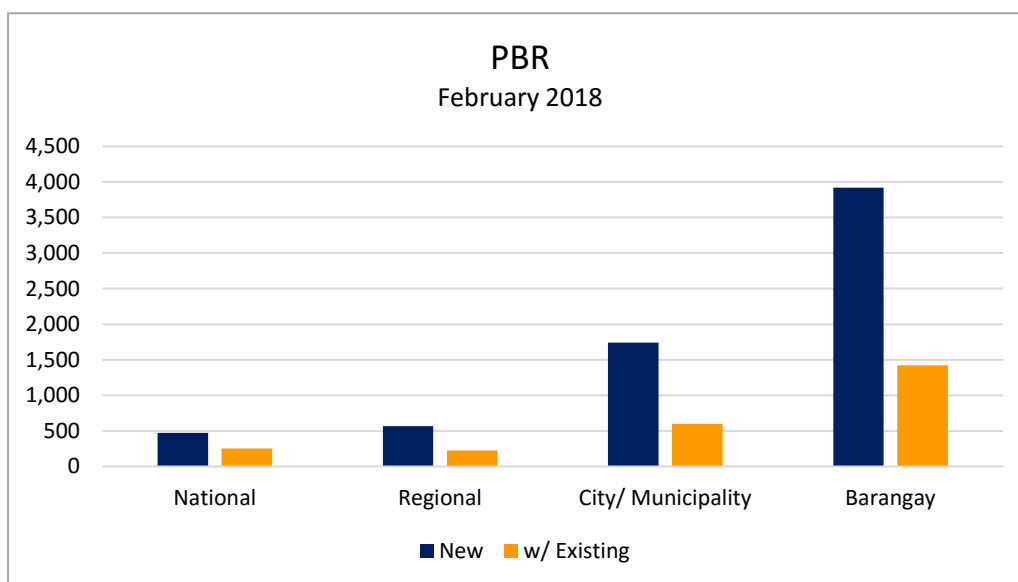
**Business Name (BN) Registration by Region based on Owner's Location
February 2018**

Owners Region	NEW	RENEWAL	Total	%Total
REGION 4-A (CALABARZON)	10,922	1,283	12,205	19%
NATIONAL CAPITAL REGION (NCR)	10,746	1,335	12,081	18%
REGION 3 (CENTRAL LUZON)	7,139	875	8,014	12%
REGION 6 (WESTERN VISAYAS)	4,361	547	4,908	7%
REGION 7 (CENTRAL VISAYAS)	3,215	537	3,752	6%
REGION 1 (ILOCOS REGION)	2,864	488	3,352	5%
REGION 11 (DAVAO REGION)	2,482	303	2,785	4%
REGION 2 (CAGAYAN VALLEY)	2,251	315	2,566	4%
REGION 5 (BICOL REGION)	2,183	274	2,457	4%
REGION 4-B (MIMAROPA)	1,838	279	2,117	3%
REGION 8 (EASTERN VISAYAS)	1,820	267	2,087	3%
REGION 10 (NORTHERN MINDANAO)	1,805	198	2,003	3%
REGION 12 (SOCCSKSARGEN)	1,766	197	1,963	3%
CORDILLERA ADMINISTRATIVE REGION (CAR)	1,693	162	1,855	3%
REGION 9 (ZAMBOANGA PENINSULA)	1,607	116	1,723	3%
REGION 13 (CARAGA)	1,177	151	1,328	2%
AUTONOMOUS REGION IN MUSLIM MINDANAO (ARMM)	490	13	503	1%
Total	58,359	7,340	65,699	100%



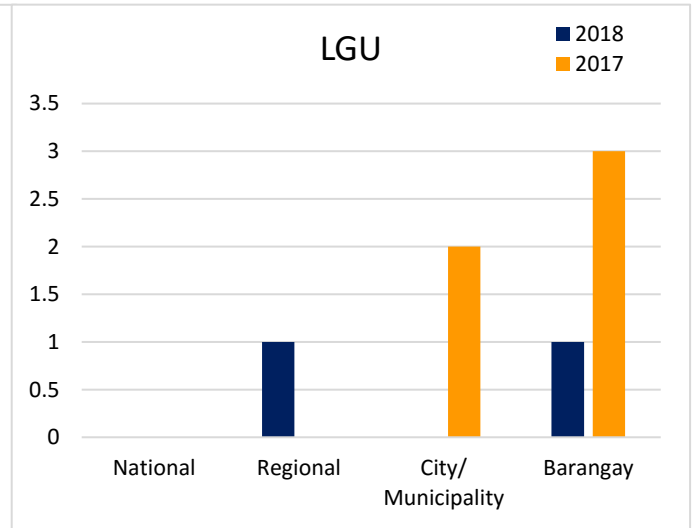
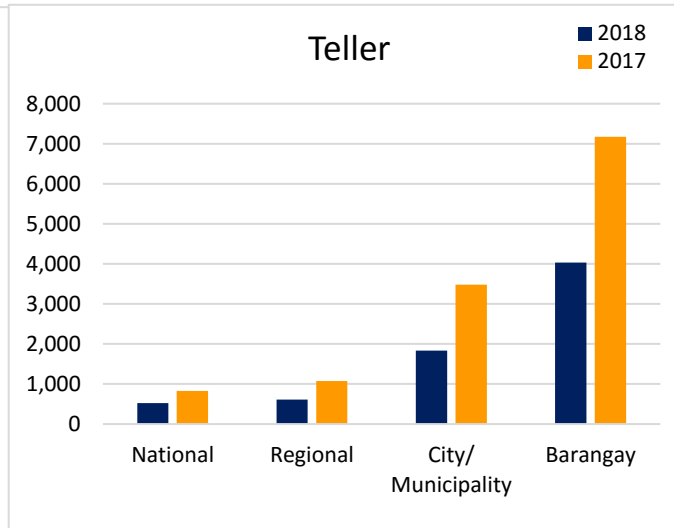
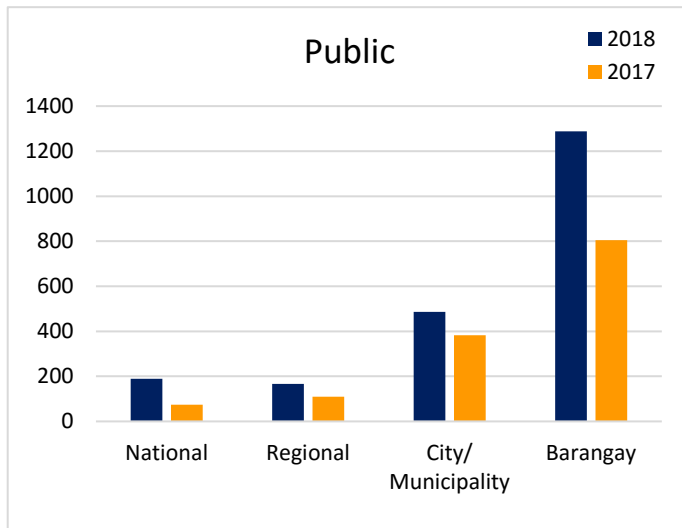
**Philippine Business Registration System (PBR) by Scope
February 2018 VS February 2017**

Scope	2017			2016			% Change
	New	w/ Existing	Total	New	w/ Existing	Total	
National	473	252	725	472	431	903	-20%
Regional	566	224	790	745	439	1184	-33%
City/ Municipality	1742	597	2,339	2505	1358	3863	-39%
Barangay	3919	1422	5,341	5117	2869	7986	-33%
Total	6,700	2,495	9,195	8,839	5,097	13,936	-34%



**Philippine Business Registration System (PBRs) by Source
February 2018 VS February 2017**

SCOPE	2018										2017										% Change February 2018 VS February 2017
	PUBLIC			DTI TELLER			LGU			Grand Total	PUBLIC			DTI TELLER			LGU			Grand Total	
	New	With Existing	Total	New	With Existing	Total	New	With Existing	Total		New	With Existing	Total	New	With Existing	Total	New	With Existing	Total		
National	156	33	189	317	209	526	0	10	10	725	56	18	74	416	412	828	0	1	1	903	-20%
Regional	131	36	167	434	180	614	1	8	9	790	96	14	110	649	425	1074	0	0	0	1184	-33%
City/Municipality	301	185	486	1441	390	1831	0	22	22	2339	327	55	382	2176	1302	3478	2	1	3	3863	-39%
Barangay	1011	277	1288	2907	1124	4031	1	21	22	5341	693	112	805	4421	2756	7177	3	1	4	7986	-33%
Total	1,599	531	2,130	5,099	1,903	7,002	2	61	63	9,195	1,172	199	1,371	7,662	4,895	12,557	5	3	8	13,936	-34%

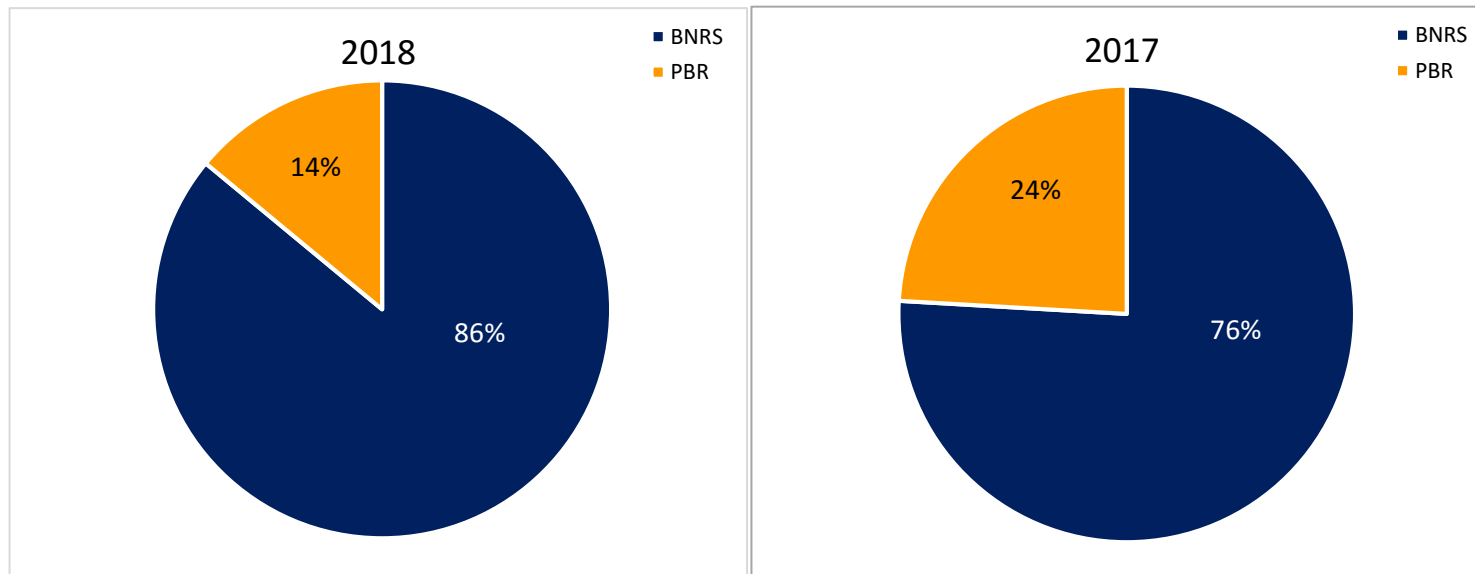


%BNRS VS %PBR
February 2018 VS February 2017

* %BNRS VS %PBR	2018	2018%	2017	2017%
BNRS	56,504	86%	43,929	76%
PBR	9,195	14%	13,936	24%
TOTAL	65,699	100%	57,865	100%

**%BNRS VS %PBR = PBR new and with existing /TOTAL and BN new/TOTAL*

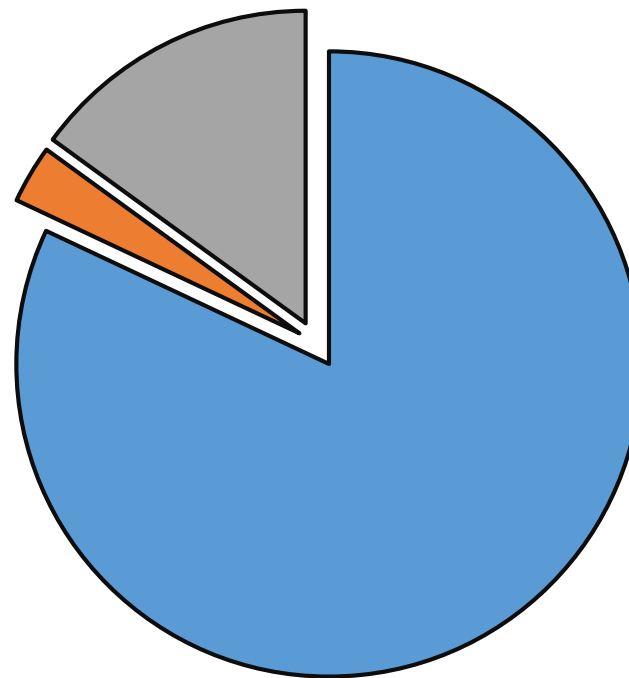
** BN new= New transactions though Web and Tellers*



For the utility ratio of both BNR (www.bnrs.dti.gov.ph) and PBR (www.business.gov.ph) systems, the BNRS covered 86% of the transactions this February 2018 with an increase of 10% from its utility percentage last February 2017 of 76%. PBRs recorded a decrease of 10% from last year's 24% of utility, covering 14% of the total transactions this February 2018.

**Transaction Turnaround Time in percentage
February 2018**

Turnaround time	Percentage
0-15 minutes	82%
16-30 minutes	3%
31-60 minutes and higher	15%
Total	100%



■ 0-15 minutes ■ 16-30 minutes ■ 31-60 minutes and higher