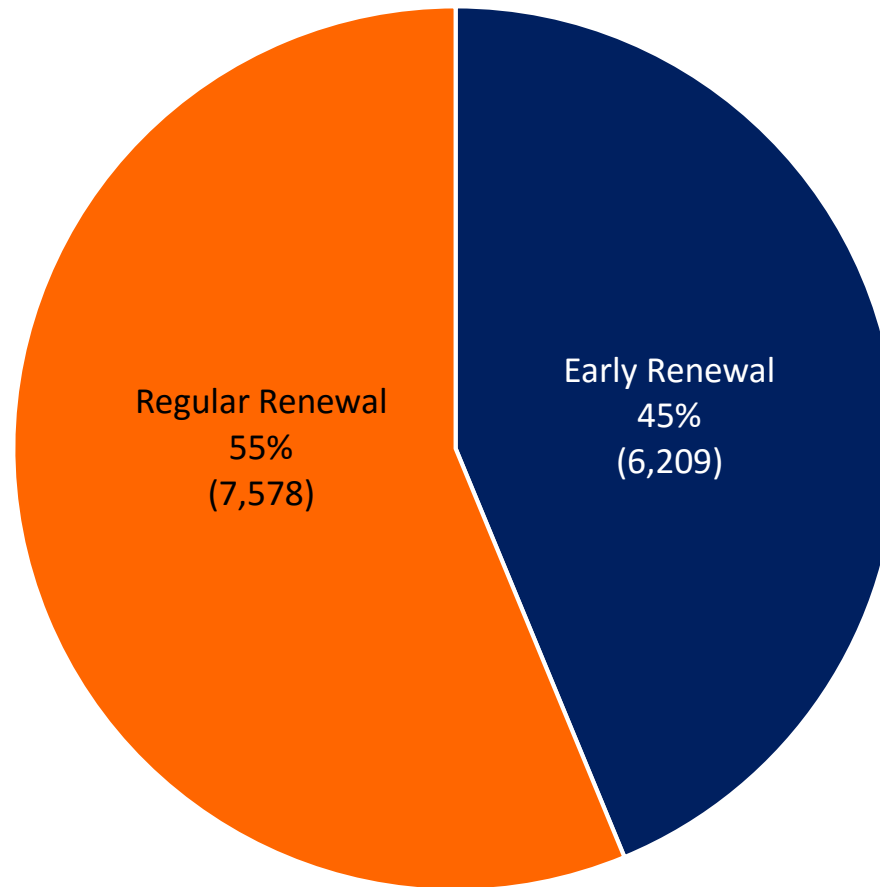


BNPBRS IN FIGURES

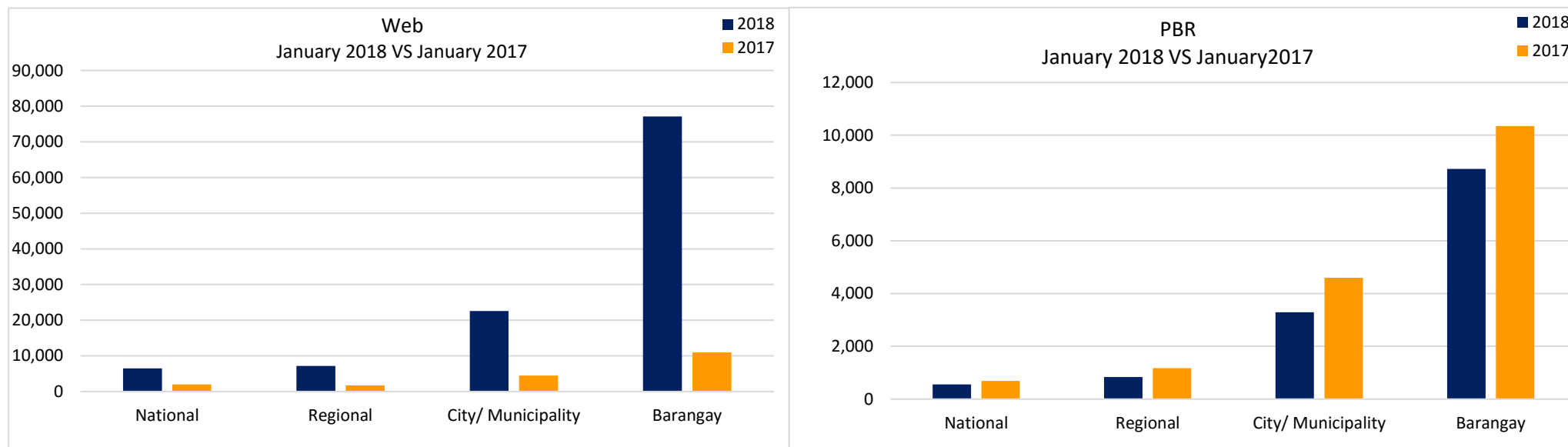
**Monthly Report
as of January 2018**

Renewal



Business Name Renewal Schemes: Early Renewal and Regular Renewal. Early Renewal covered 45% of the total renewal registration or 6,209 renewal records (5% of the total tallied registrations new and renewal) while Regular Renewal tallied 7,578 BNs or 55% of the total renewal registrations (6% of the total tallied registrations new and renewal.)

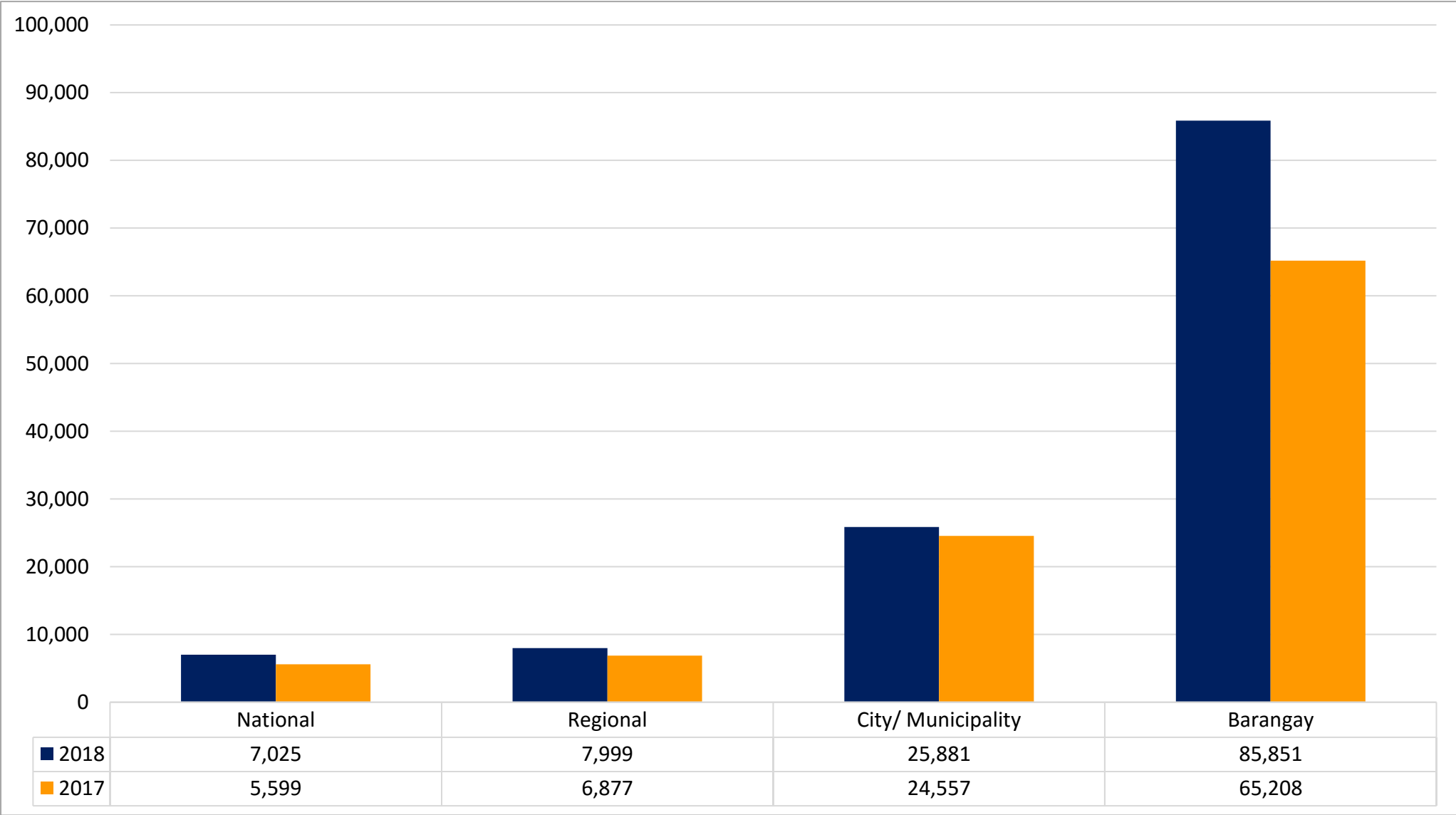
Business Name (BN) Registration by Source January 2018 VS January 2017



With the online application or web source which offers an end- to-end business application process, the source tallied 126,756 business names registered or 89% of total business name registrations. Web transactions are comprised with 99,566 new business names registered and 13,787 renewal business names. PBR scope recorded 13,403 registrations or a decrease of 20% from last year’s 16,805 BN’s of the same period of January through the PBR system (www.business.gov.ph).

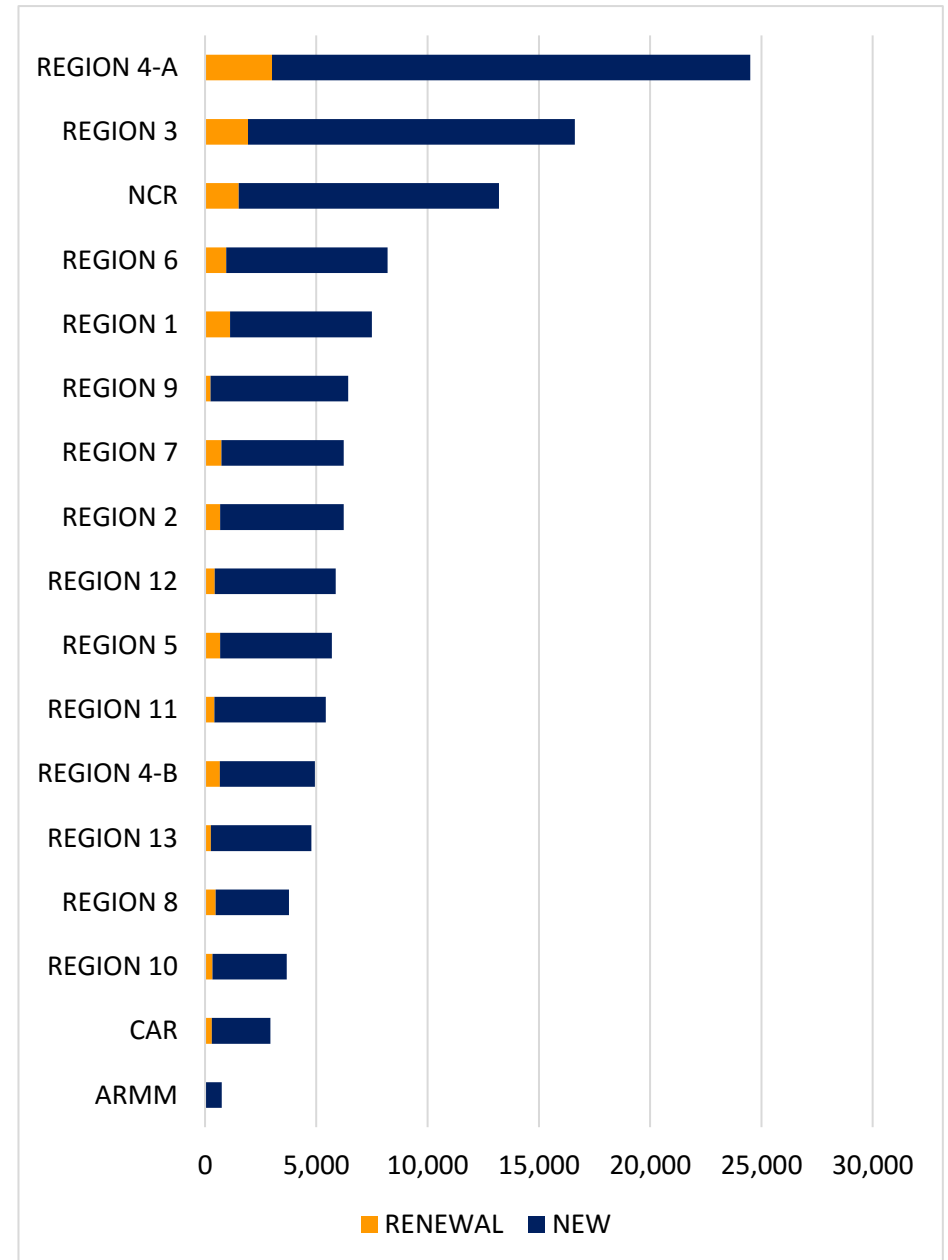
As to determining the online applications and over-the-counter transaction, there are 116,728 business names registered through online application or 92% of the total transaction (Web and PBR), and 10,028 OTC transactions or 8% of the total transactions.

**Business Name (BN) Registration by Scope
January 2018 VS January 2017**



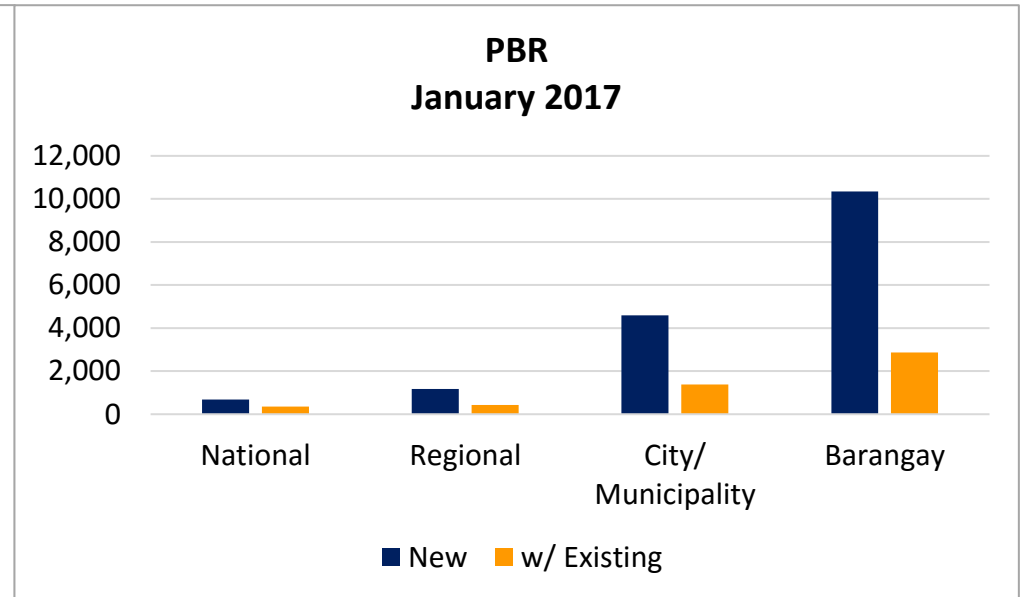
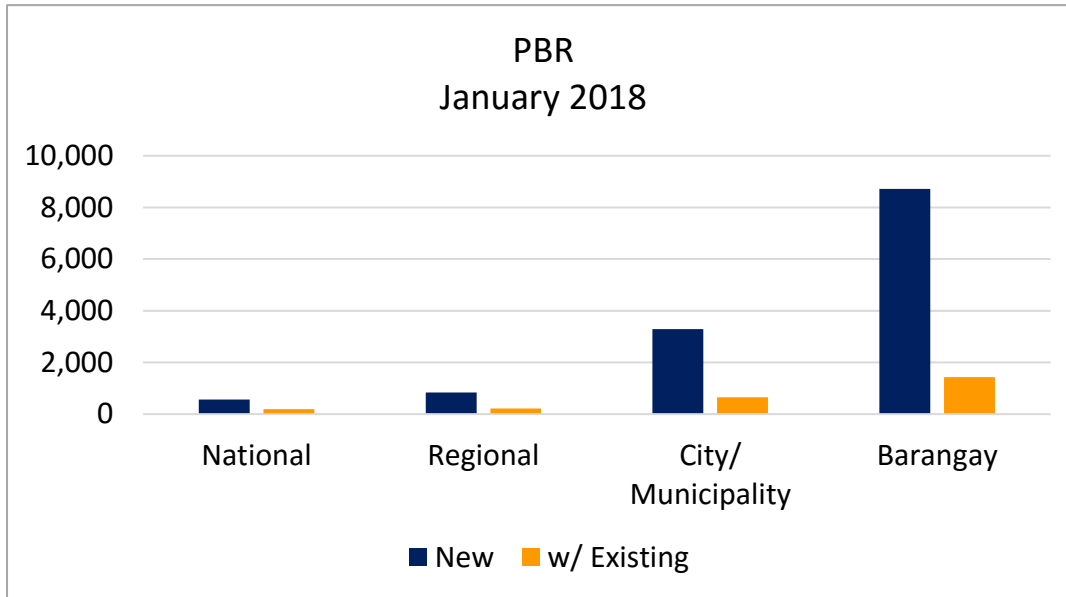
**Business Name (BN) Registration by Region based on Owner's Location
January 2018**

| Owners Region | NEW | RENEWAL | Total | %Total |
|---|----------------|----------------|----------------|---------------|
| REGION 4-A (CALABARZON) | 21,492 | 3,005 | 24,497 | 19% |
| REGION 3 (CENTRAL LUZON) | 14,679 | 1,936 | 16,615 | 13% |
| NATIONAL CAPITAL REGION (NCR) | 11,698 | 1,513 | 13,211 | 10% |
| REGION 6 (WESTERN VISAYAS) | 7,248 | 948 | 8,196 | 6% |
| REGION 1 (ILOCOS REGION) | 6,374 | 1,119 | 7,493 | 6% |
| REGION 9 (ZAMBOANGA PENINSULA) | 6,175 | 251 | 6,426 | 5% |
| REGION 7 (CENTRAL VISAYAS) | 5,501 | 737 | 6,238 | 5% |
| REGION 2 (CAGAYAN VALLEY) | 5,552 | 682 | 6,234 | 5% |
| REGION 12 (SOCCSKSARGEN) | 5,429 | 436 | 5,865 | 5% |
| REGION 5 (BICOL REGION) | 5,022 | 683 | 5,705 | 5% |
| REGION 11 (DAVAO REGION) | 5,009 | 419 | 5,428 | 4% |
| REGION 4-B (MIMAROPA) | 4,270 | 663 | 4,933 | 4% |
| REGION 13 (CARAGA) | 4,524 | 261 | 4,785 | 4% |
| REGION 8 (EASTERN VISAYAS) | 3,291 | 474 | 3,765 | 3% |
| REGION 10 (NORTHERN MINDANAO) | 3,341 | 331 | 3,672 | 3% |
| CORDILLERA ADMINISTRATIVE REGION (CAR) | 2,634 | 301 | 2,935 | 2% |
| AUTONOMOUS REGION IN MUSLIM MINDANAO (ARMM) | 730 | 25 | 755 | 1% |
| Total | 112,969 | 13,784 | 126,753 | 100% |



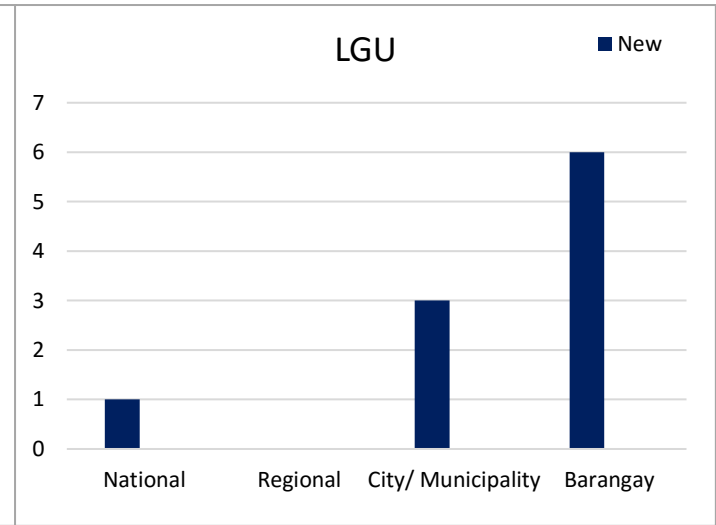
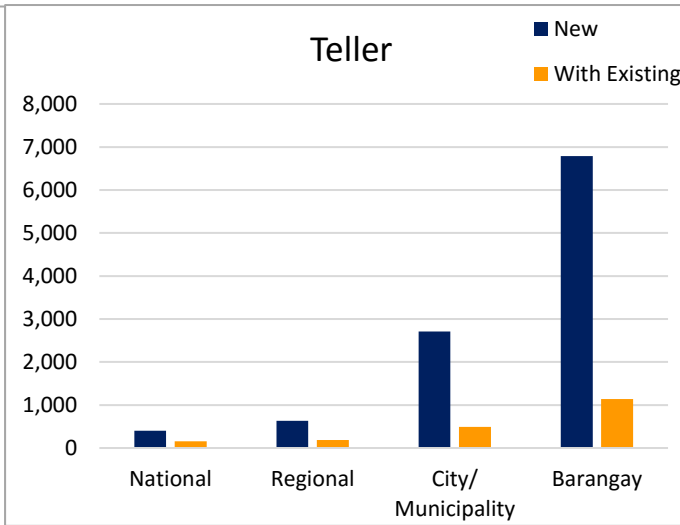
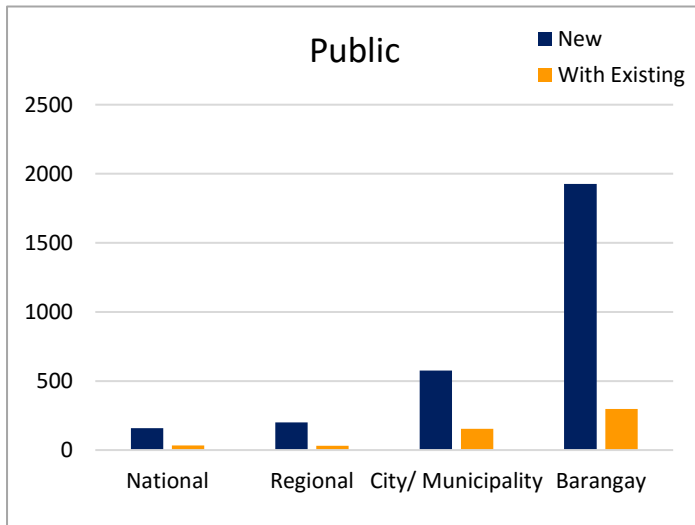
**Philippine Business Registration System (PBR) by Scope
January 2018 VS January 2017**

| Scope | 2018 | | | 2017 | | | % Change |
|--------------------|---------------|--------------|---------------|---------------|--------------|---------------|-------------|
| | New | w/ Existing | Total | New | w/ Existing | Total | |
| National | 559 | 190 | 749 | 689 | 355 | 1044 | -28% |
| Regional | 837 | 219 | 1,056 | 1174 | 426 | 1600 | -34% |
| City/ Municipality | 3287 | 647 | 3,934 | 4596 | 1379 | 5975 | -34% |
| Barangay | 8720 | 1437 | 10,157 | 10346 | 2876 | 13222 | -23% |
| Total | 13,403 | 2,493 | 15,896 | 16,805 | 5,036 | 21,841 | -27% |



**Philippine Business Registration System (PBRs) by Source
January 2018**

| SCOPE | PUBLIC | | | DTI TELLER | | | LGU | | | Grand Total |
|--------------------|--------------|---------------|--------------|---------------|---------------|---------------|-----------|---------------|-----------|---------------|
| | New | With Existing | Total | New | With Existing | Total | New | With Existing | Total | |
| National | 158 | 34 | 192 | 400 | 156 | 556 | 1 | 0 | 1 | 749 |
| Regional | 201 | 30 | 231 | 636 | 189 | 825 | 0 | 0 | 0 | 1056 |
| City/ Municipality | 575 | 154 | 729 | 2709 | 493 | 3202 | 3 | 0 | 3 | 3934 |
| Barangay | 1926 | 297 | 2223 | 6788 | 1140 | 7928 | 6 | 0 | 6 | 10157 |
| Total | 2,860 | 515 | 3,375 | 10,533 | 1,978 | 12,511 | 10 | - | 10 | 15,896 |



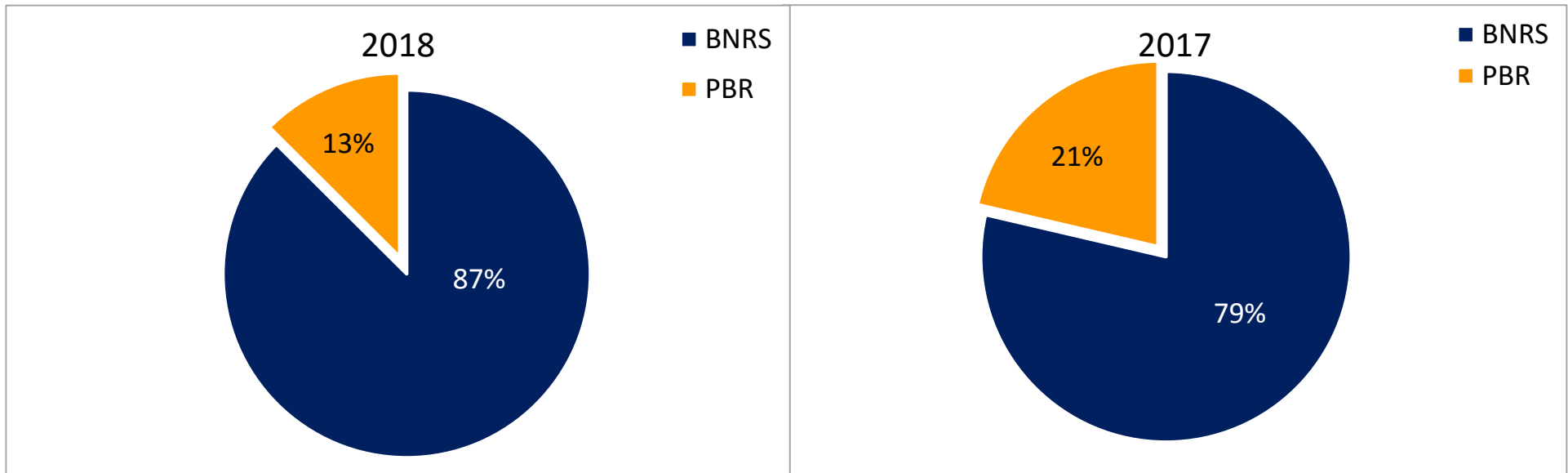
%BNRS VS %PBR
January 2018 VS January 2017

| * %BNRS VS %PBR | 2018 | 2018% | 2017 | 2017% |
|-----------------|----------------|-------------|----------------|-------------|
| BNRS | 110,860 | 87% | 80,400 | 79% |
| PBR | 15,896 | 13% | 21,841 | 21% |
| TOTAL | 126,756 | 100% | 102,241 | 100% |

**%BNRS VS %PBR = PBR new and with existing /TOTAL and BN new/TOTAL*

** BN new= New transactions though Web and Tellers*

For the utility ratio of both BNR (www.bnrs.dti.gov.ph) and PBR (www.business.gov.ph) systems, the BNRS covered 87% of the transactions this January 2018 with an increase of 8% from its utility percentage last January 2017 of 79%. PBR recorded a decrease of 8% from last year's 22% of utility, covering 13% of the total transactions this January 2018.



Business Registration Online Turnaround Time

January 2018

| Turnaround time | Percentage |
|--------------------------|-------------|
| 0-15 minutes | 73% |
| 16-30 minutes | 5% |
| 31-60 minutes and higher | 22% |
| Total | 100% |

The chart shows the end-to-end transaction time of every business name registration in percent to total.

