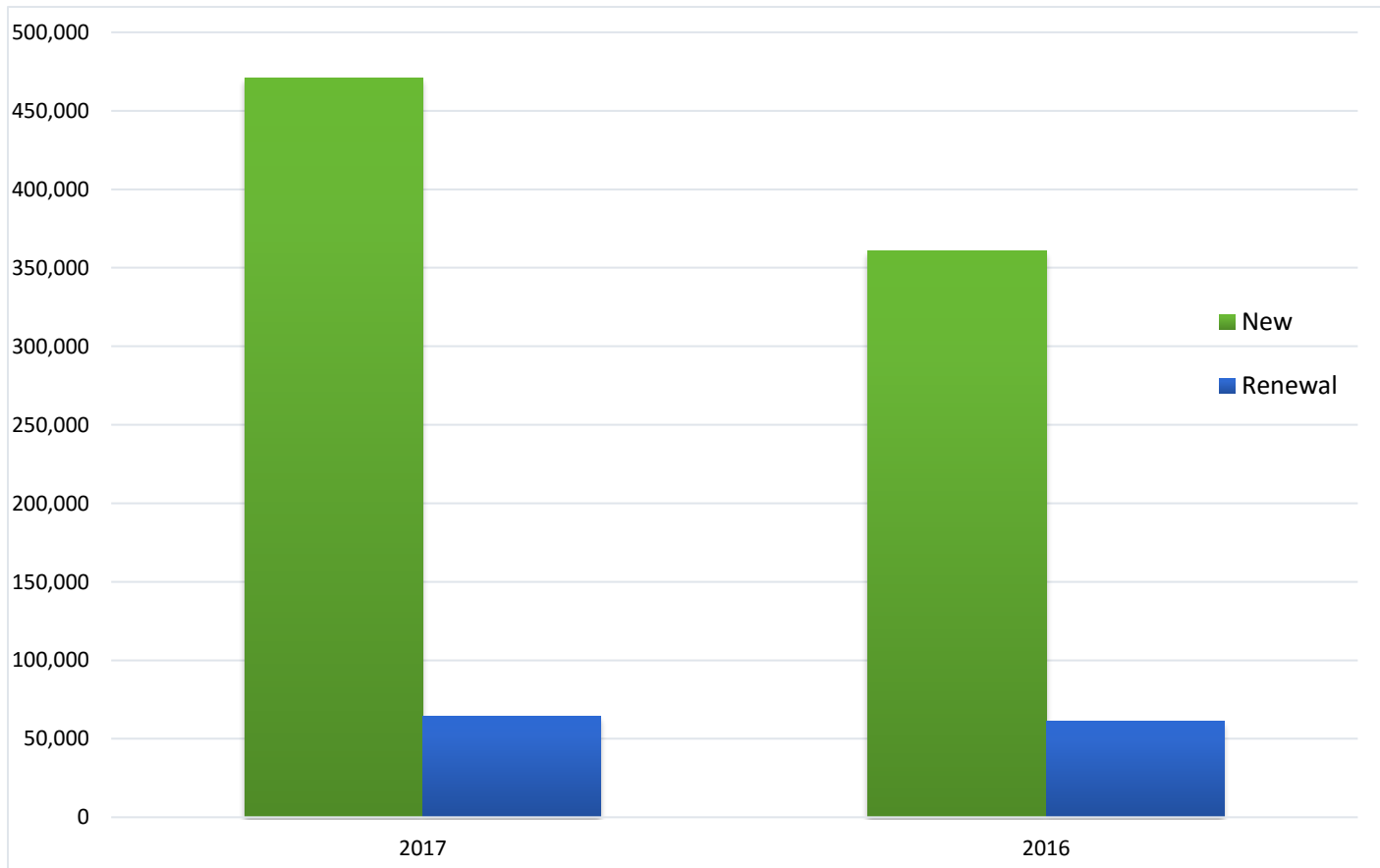




Year-to-date
Business Name
Registration
Statistical Report
January – December 2017

Business Name Registration by Type
January to December 2017

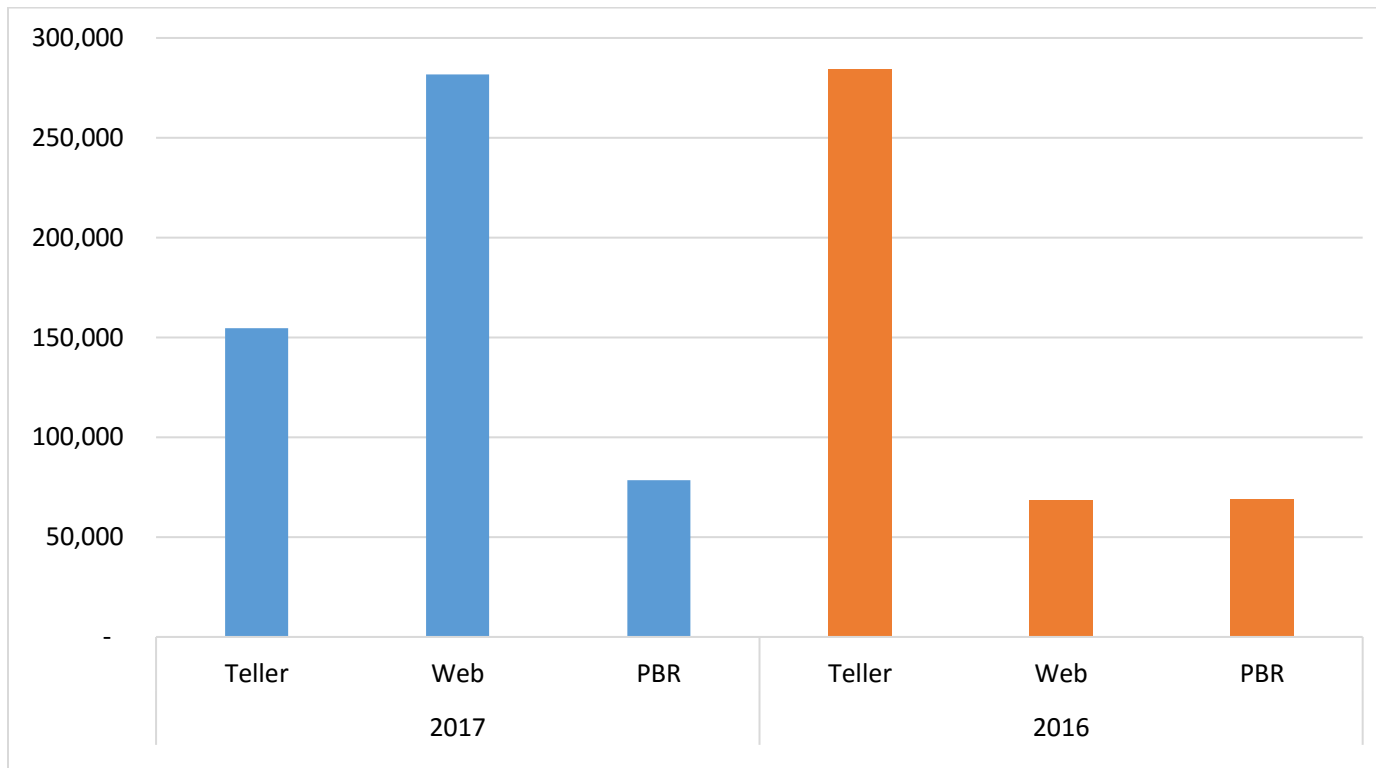
Transaction Type	2017	2016	% Change
New	470,550	360,590	30%
Renewal	64,504	61,179	5%
Total	535,054	421,769	27%



Business Name Registration by Source

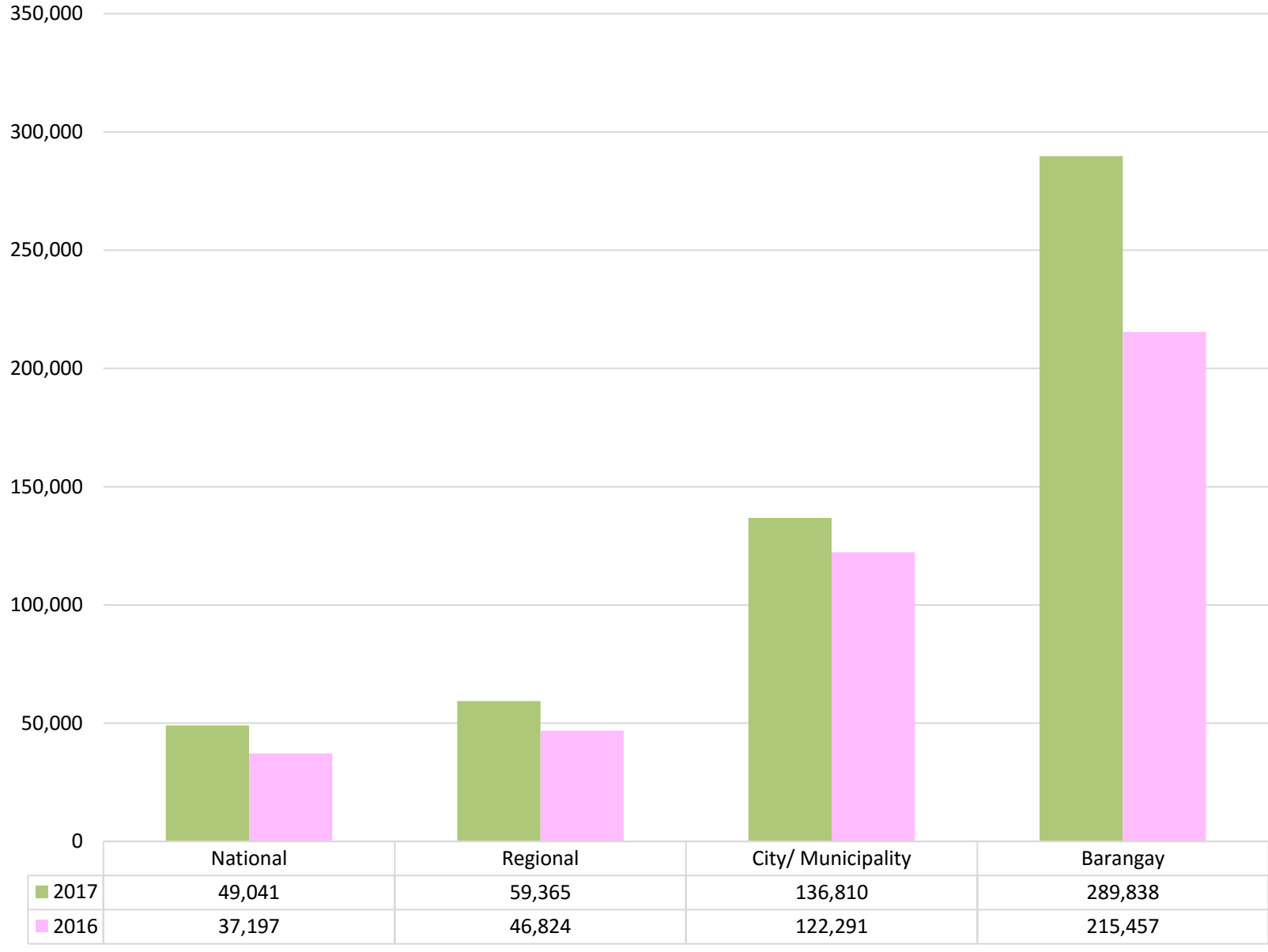
January to December 2017

2017				2016			% Change
Source	New	Renewal	Total	New	Renewal	Total	
Teller	130,240	24,416	154,656	232,633	51,703	284,336	-46%
Web	259,607	40,088	299,695	58,943	9,476	68,419	338%
PBR	80,703	0	80,703	69,014	0	69,014	17%
Total	470,550	64,504	535,054	360,590	61,179	421,769	27%



Business Name Registration by Scope

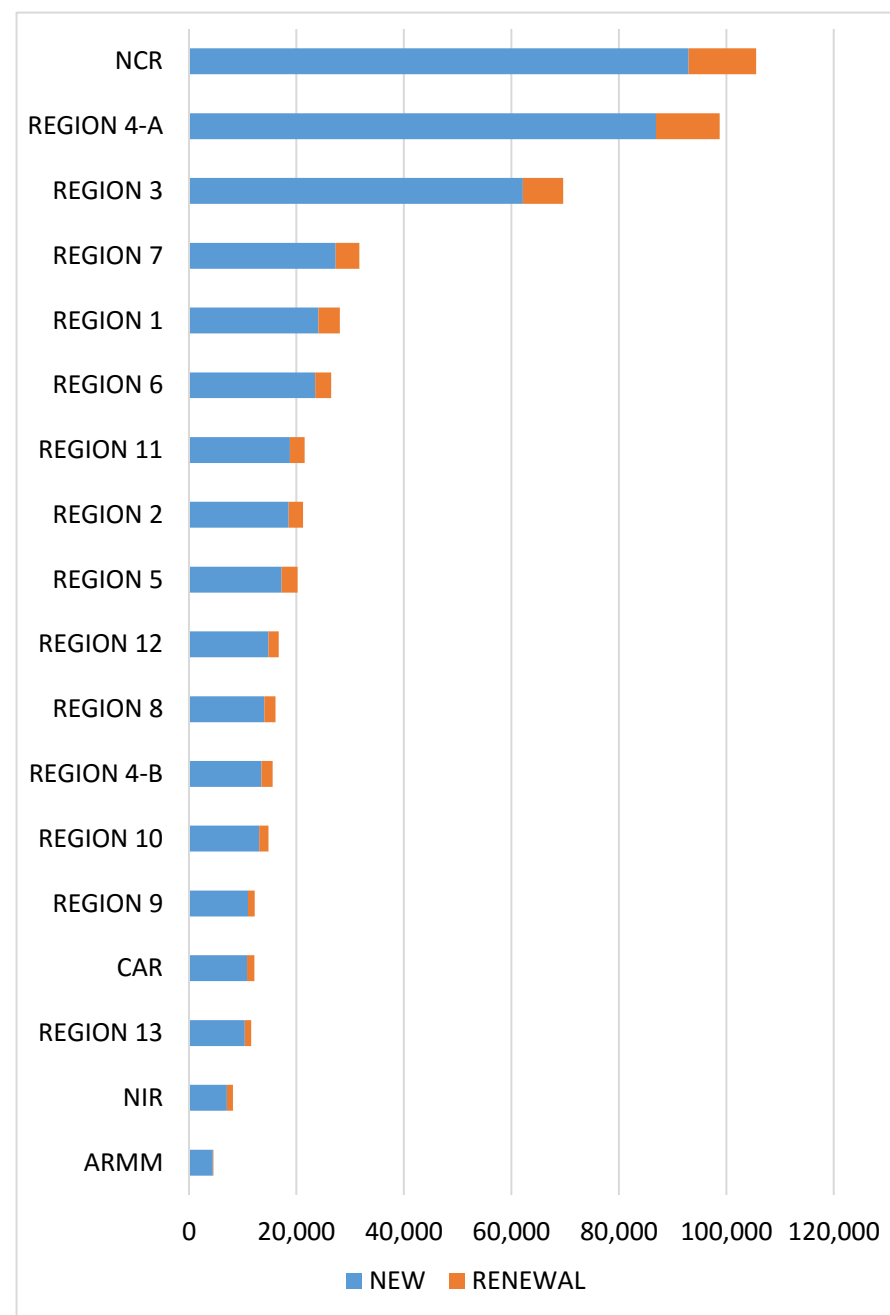
January to December 2017



Business Name Registration by Region based on Owner's Address

January to December 2017

Owners Region	NEW	RENEWAL	Total	% to Total
NATIONAL CAPITAL REGION (NCR)	92,981	12,557	105,538	20%
REGION 4-A (CALABARZON)	86,916	11,869	98,785	18%
REGION 3 (CENTRAL LUZON)	62,133	7,543	69,676	13%
REGION 7 (CENTRAL VISAYAS)	27,300	4,381	31,681	6%
REGION 1 (ILOCOS REGION)	24,077	3,987	28,064	5%
REGION 6 (WESTERN VISAYAS)	23,495	2,984	26,479	5%
REGION 11 (DAVAO REGION)	18,803	2,709	21,512	4%
REGION 2 (CAGAYAN VALLEY)	18,575	2,649	21,224	4%
REGION 5 (BICOL REGION)	17,248	2,959	20,207	4%
REGION 12 (SOCCSKSARGEN)	14,793	1,902	16,695	3%
REGION 8 (EASTERN VISAYAS)	14,014	2,120	16,134	3%
REGION 4-B (MIMAROPA)	13,484	2,095	15,579	3%
REGION 10 (NORTHERN MINDANAO)	13,070	1,711	14,781	3%
REGION 9 (ZAMBOANGA PENINSULA)	10,978	1,234	12,212	2%
CORDILLERA ADMINISTRATIVE REGION (CAR)	10,818	1,351	12,169	2%
REGION 13 (CARAGA)	10,413	1,145	11,558	2%
NEGROS ISLAND REGION (NIR)	7,046	1,161	8,207	2%
AUTONOMOUS REGION IN MUSLIM MINDANAO (ARMM)	4,406	147	4,553	1%
Total	470,550	64,504	535,054	100%

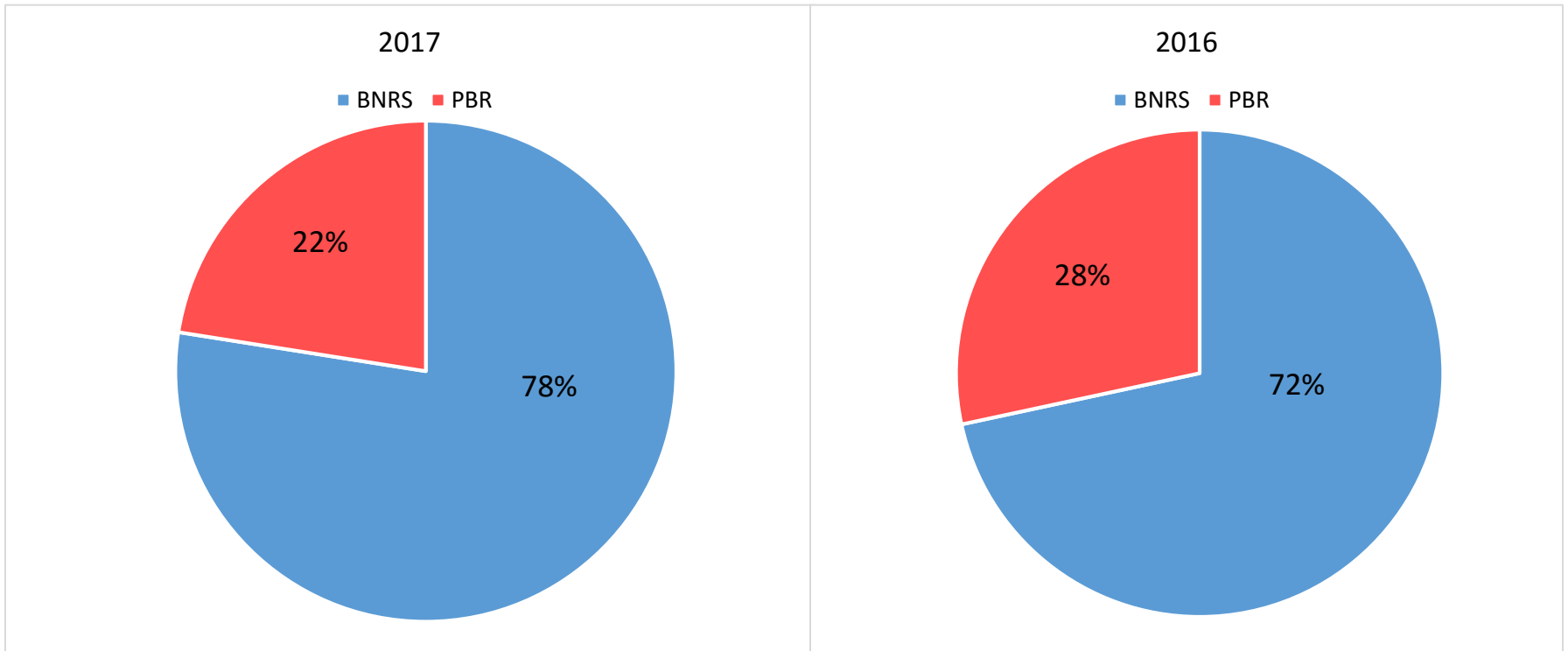


BNRS and PBR Ratio
Jan-Dec 2017 vs Jan-Dec 2016

* %BNRS VS %PBR	2017	2017%	2016	2016%
BNRS	415,731	78%	303,046	72%
PBR	119,323	22%	118,723	28%
TOTAL	535,054	100%	421,769	100%

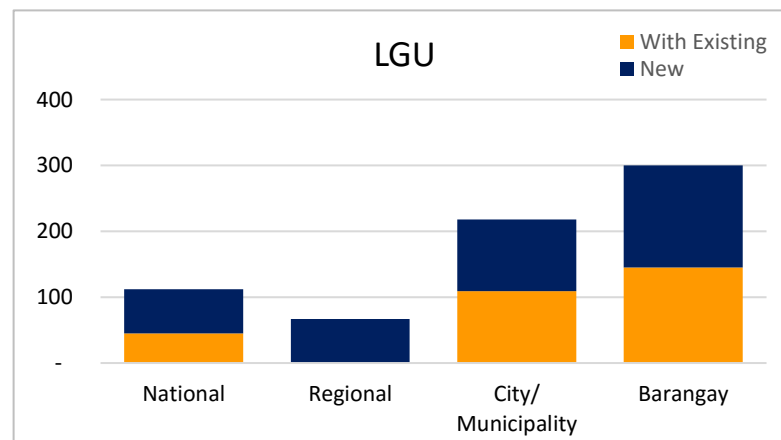
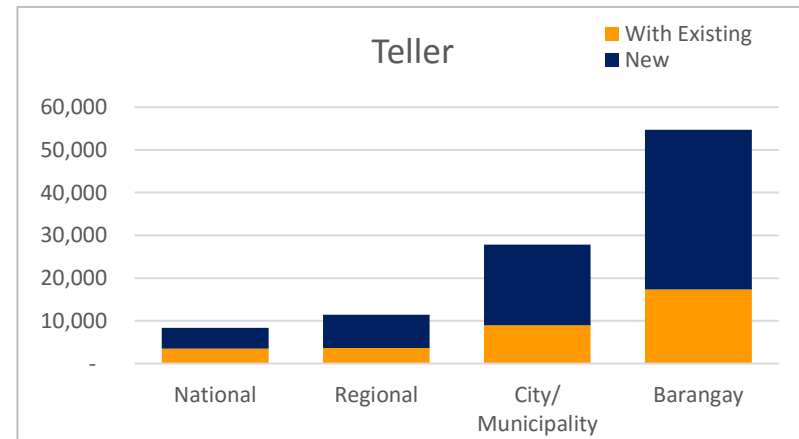
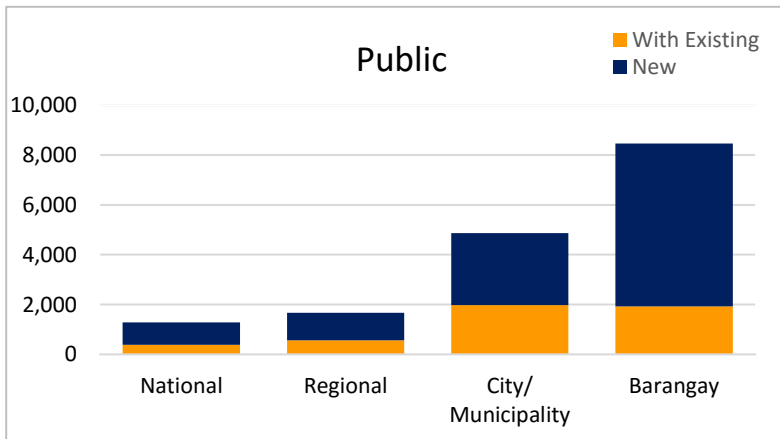
**%BNRS VS %PBR = PBR new and with existing /TOTAL and BN new/TOTAL*

** BN new= New transactions though Web and Tellers*



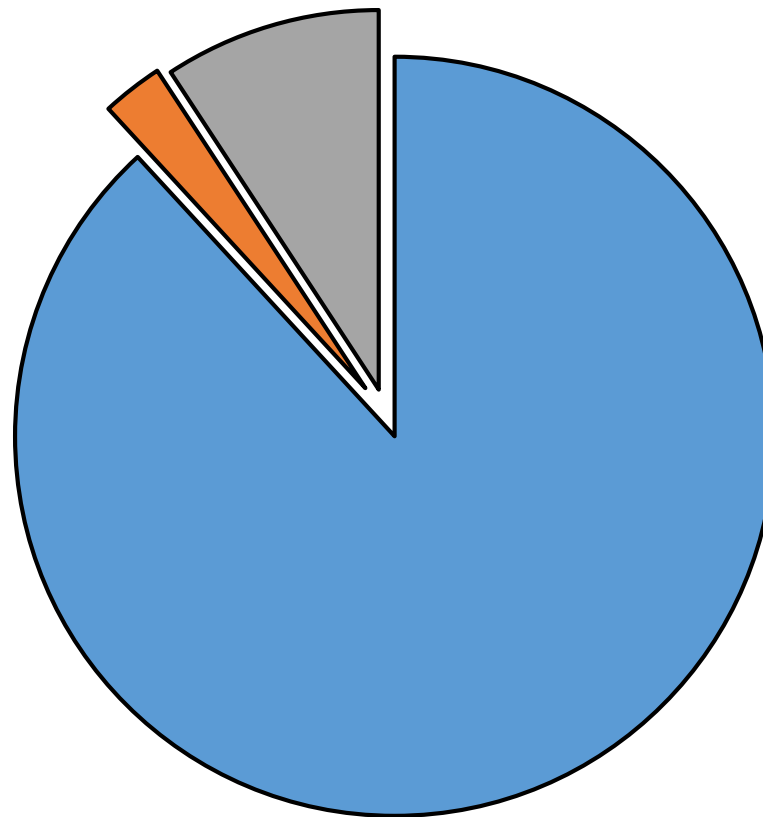
Philippine Business Registration System (PBRs) by Source per Scope
Jan-Dec 2017 vs Jan-Dec 2016

SCOPE	PUBLIC			DTI TELLER			LGU			Grand Total
	New	With Existing	Total	New	With Existing	Total	New	With Existing	Total	
National	897	380	1,277	4,914	3,469	8,383	67	45	112	9,772
Regional	1,105	562	1,667	7,728	3,669	11,397	67	42	109	13,173
City/ Municipality	2,894	1,973	4,867	18,874	8,953	27,827	109	109	218	32,912
Barangay	6,544	1,924	8,468	37,349	17,349	54,698	155	145	300	63,466
Total	11,440	4,839	16,279	68,865	33,440	102,305	398	341	739	119,323



Business Registration Online Turnaround Time

Jan-Dec 2017	
15 mins and less	87%
16-30 mins	3%
31-45 mins	10%



■ 15 mins and less ■ 16-30 mins ■ 31-45 mins