

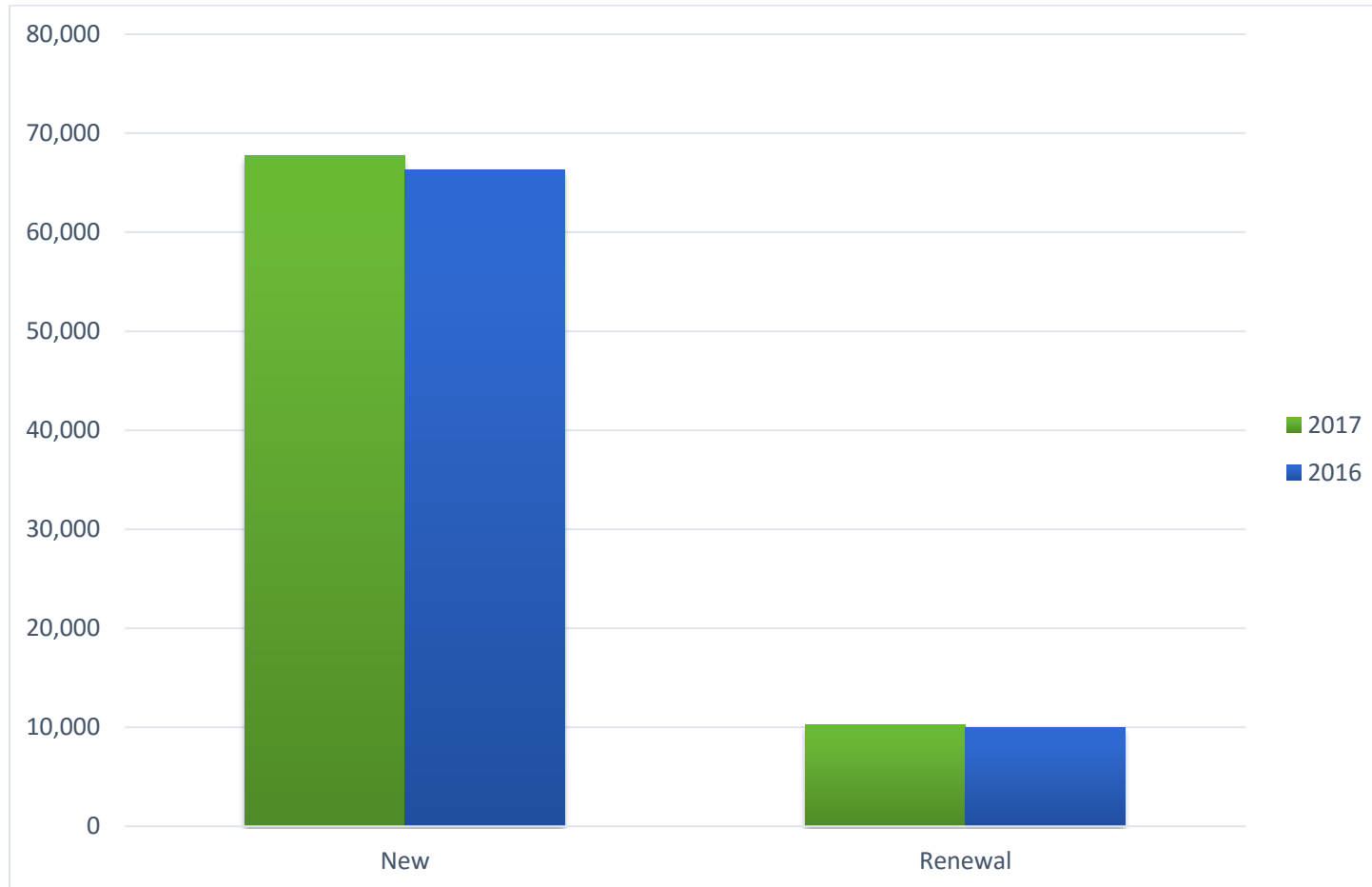


Year-to-date  
Business Name  
Registration  
Statistical Report  
4<sup>th</sup> quarter 2017

### Business Name Registration by Type

4<sup>th</sup> quarter 2017 vs 4<sup>th</sup> quarter 2016

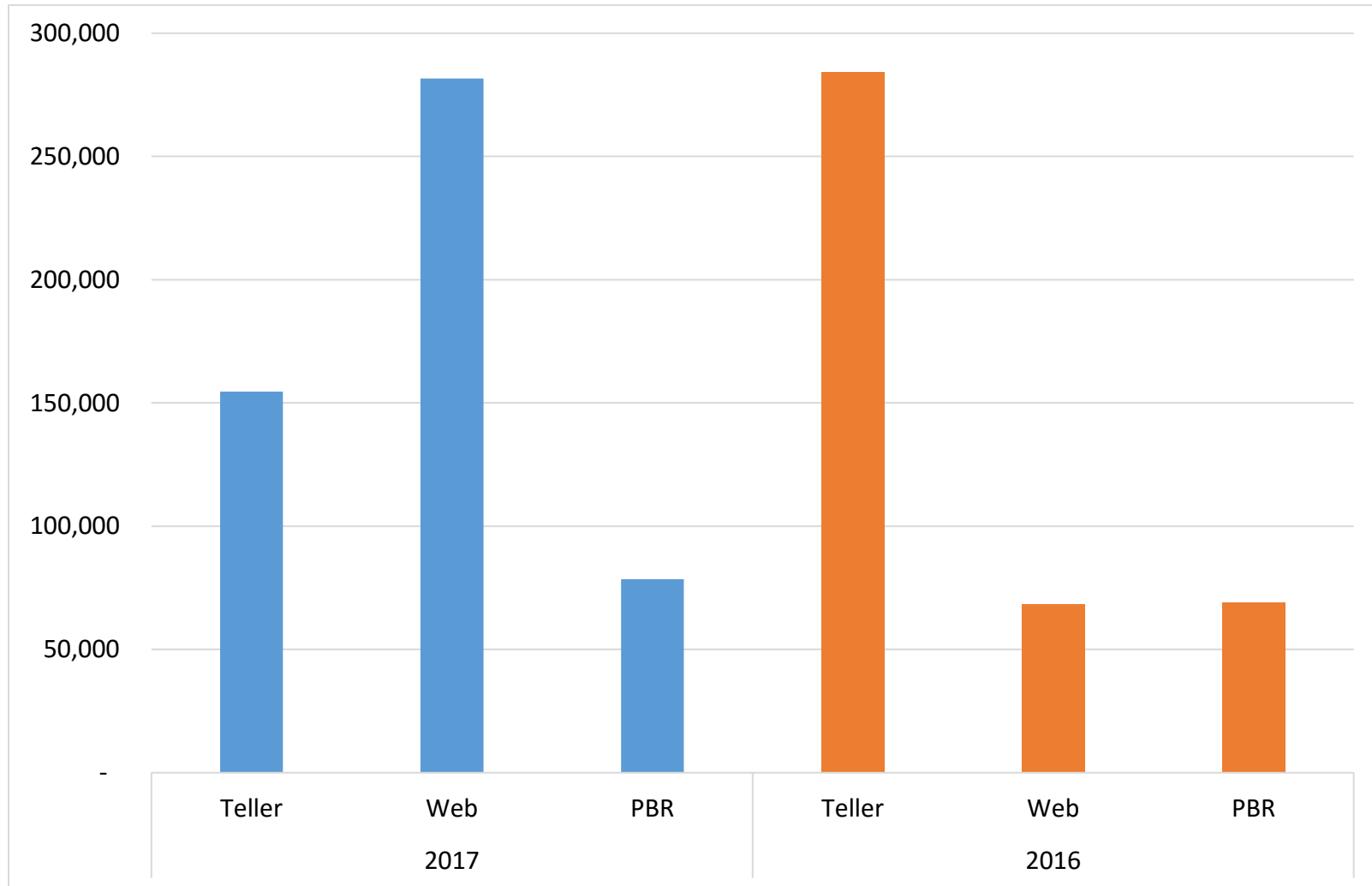
Transaction Type	2017	2016	% Change
New	67,706	66,307	2%
Renewal	10,288	9,964	3%
<b>Total</b>	<b>77,994</b>	<b>76,271</b>	<b>2%</b>



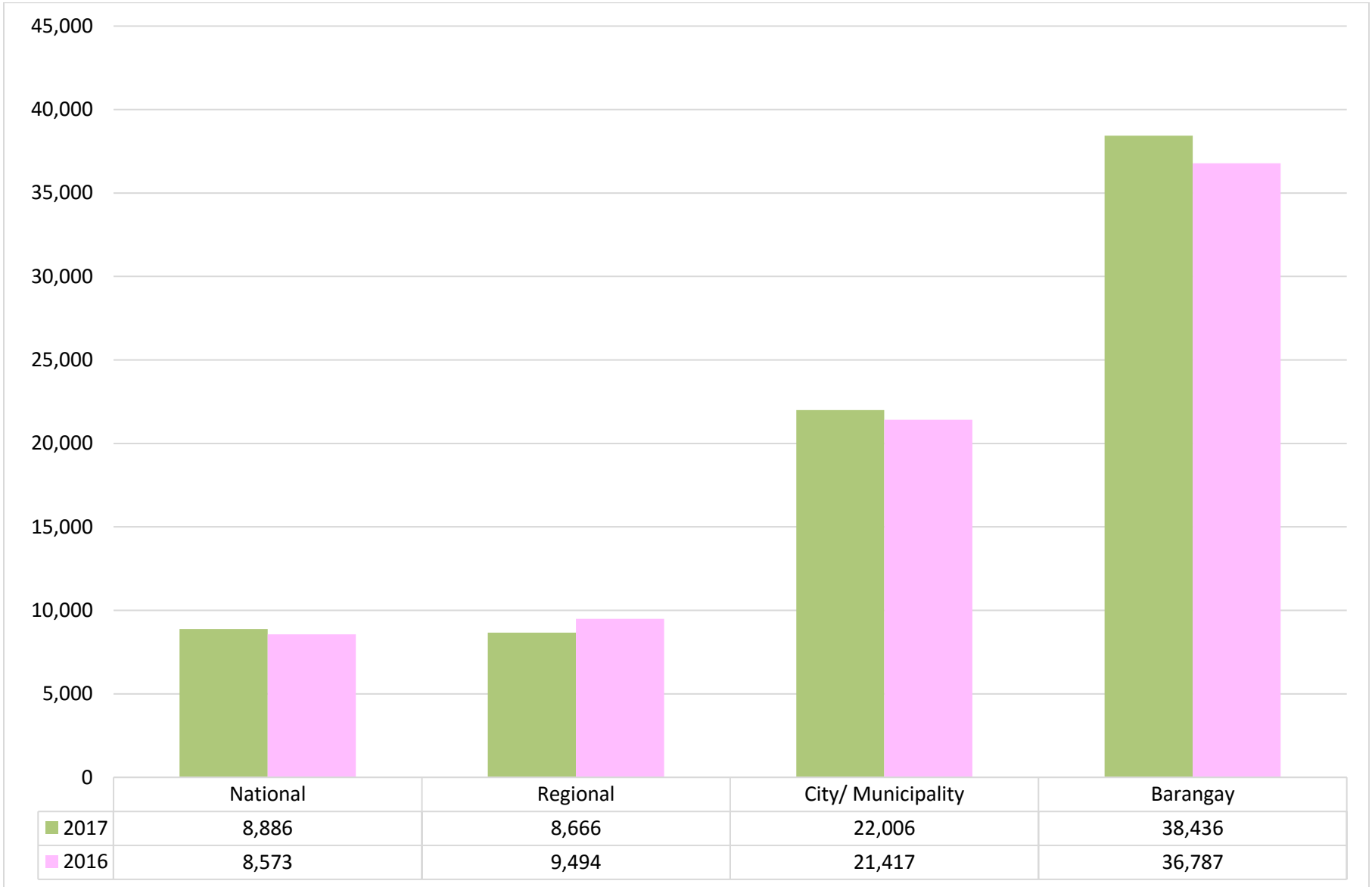
### Business Name Registration by Source

4<sup>th</sup> quarter 2017 vs 4<sup>th</sup> quarter 2016

Source	2017			2016			% Change
	New	Renewal	Total	New	Renewal	Total	
Teller	1	0	1	39,289	8,265	47,554	-100%
Web	60,092	10,288	70,380	14,975	1,699	16,674	322%
PBR	7,613	0	7,613	12,043	0	12,043	-37%
<b>Total</b>	<b>67,706</b>	<b>10,288</b>	<b>77,994</b>	<b>66,307</b>	<b>9,964</b>	<b>76,271</b>	<b>2%</b>



**Business Name Registration by Scope**  
4<sup>th</sup> quarter 2017 vs 4<sup>th</sup> quarter 2016



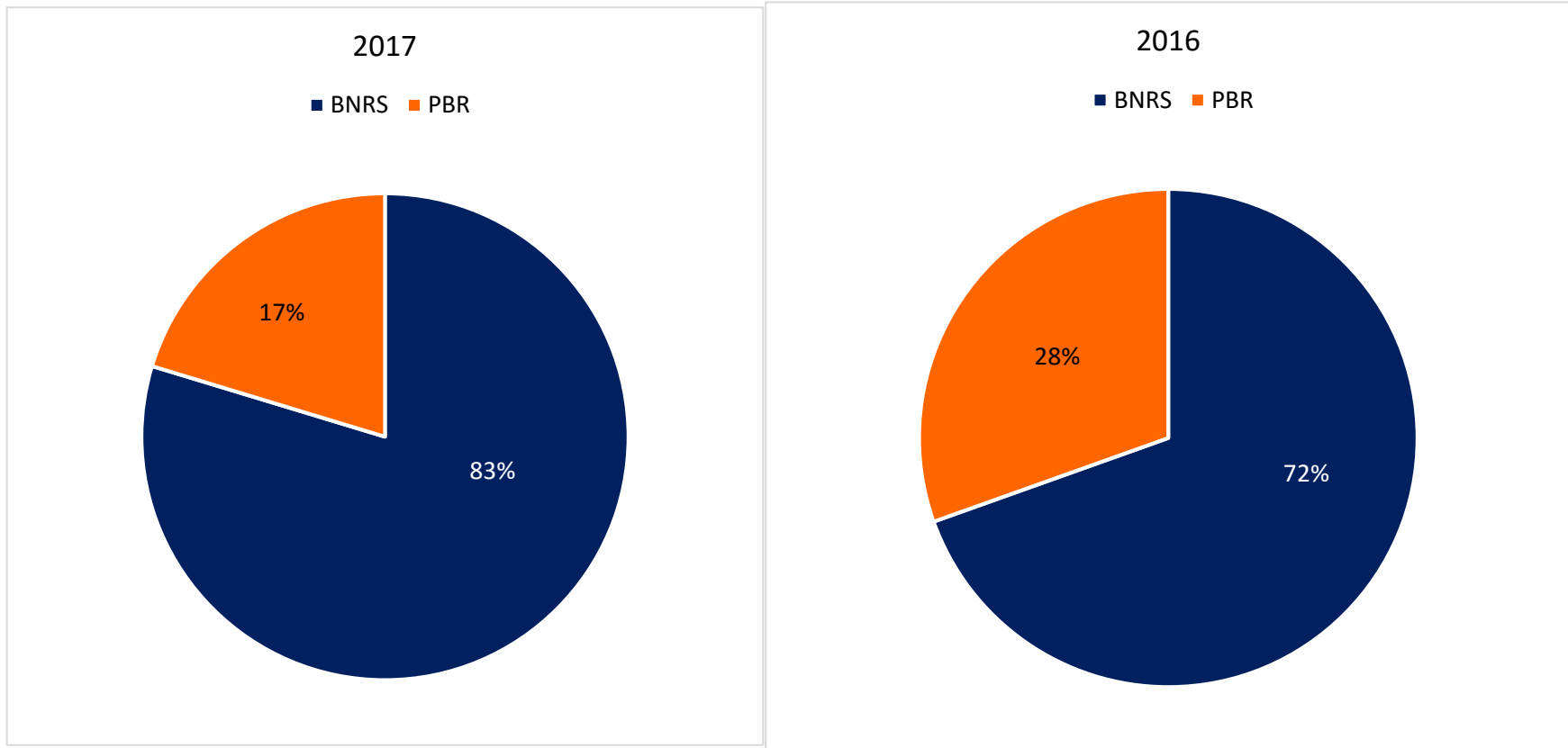
### BNRS and PBR Ratio

4<sup>th</sup> quarter 2017 vs 4<sup>th</sup> quarter 2016

* %BNRS VS %PBR	2017	2017%	2016	2016%
<b>BNRS</b>	<b>64,766</b>	83%	<b>55,009</b>	72%
<b>PBR</b>	<b>13,228</b>	17%	<b>21,262</b>	28%
<b>TOTAL</b>	<b>77,994</b>	<b>100%</b>	<b>76,271</b>	100%

*\*%BNRS VS %PBR = PBR new and with existing /TOTAL and BN new/TOTAL*

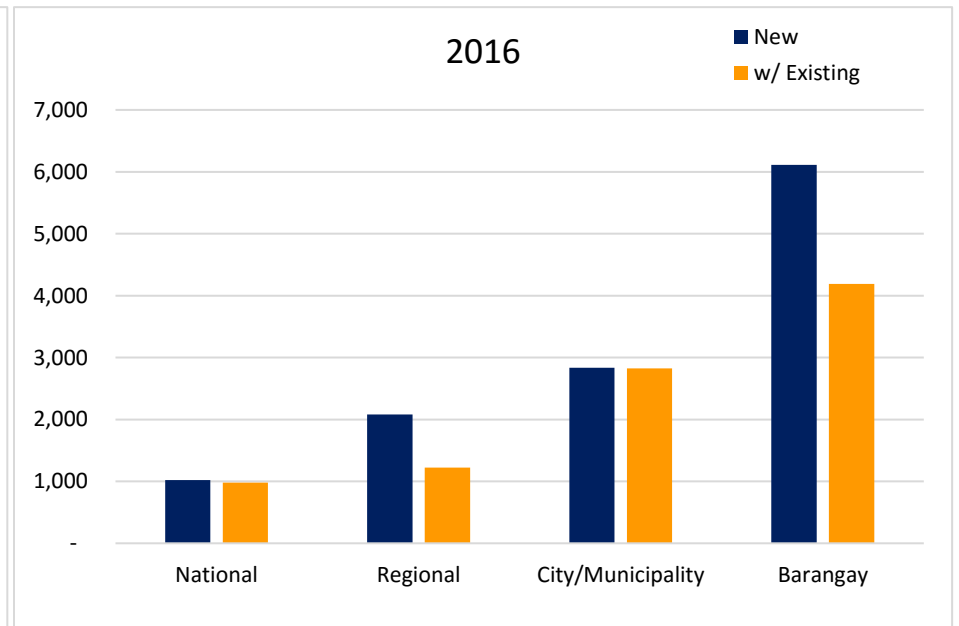
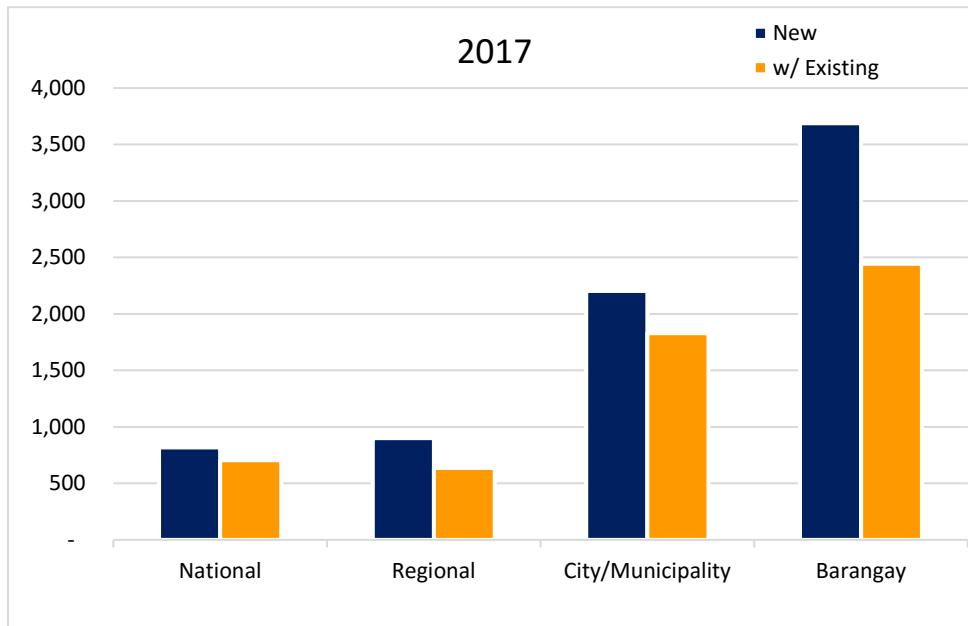
*\* BN new= New transactions through Web and Tellers*



## Philippine Business Registration System (PBRs) by Scope

4<sup>th</sup> quarter 2017 vs 4<sup>th</sup> quarter 2016

Scope	2017			2016			
	New	With Existing	Total	New	With Existing	Total	% Change
National	819	706	1,525	1,020	978	1,998	-24%
Regional	902	636	1,538	2,079	1,223	3,302	-53%
City/Municipality	2,203	1,829	4,032	2,833	2,826	5,659	-29%
Barangay	3,689	2,444	6,133	6,111	4,192	10,303	-40%
<b>Total</b>	<b>7,613</b>	<b>5,615</b>	<b>13,228</b>	<b>12,043</b>	<b>9,219</b>	<b>21,262</b>	<b>-38%</b>



**Business Registration Online Turnaround Time**  
4<sup>th</sup> quarter 2017

15 mins and less	87%
16-30 mins	3%
31-45 mins	10%

