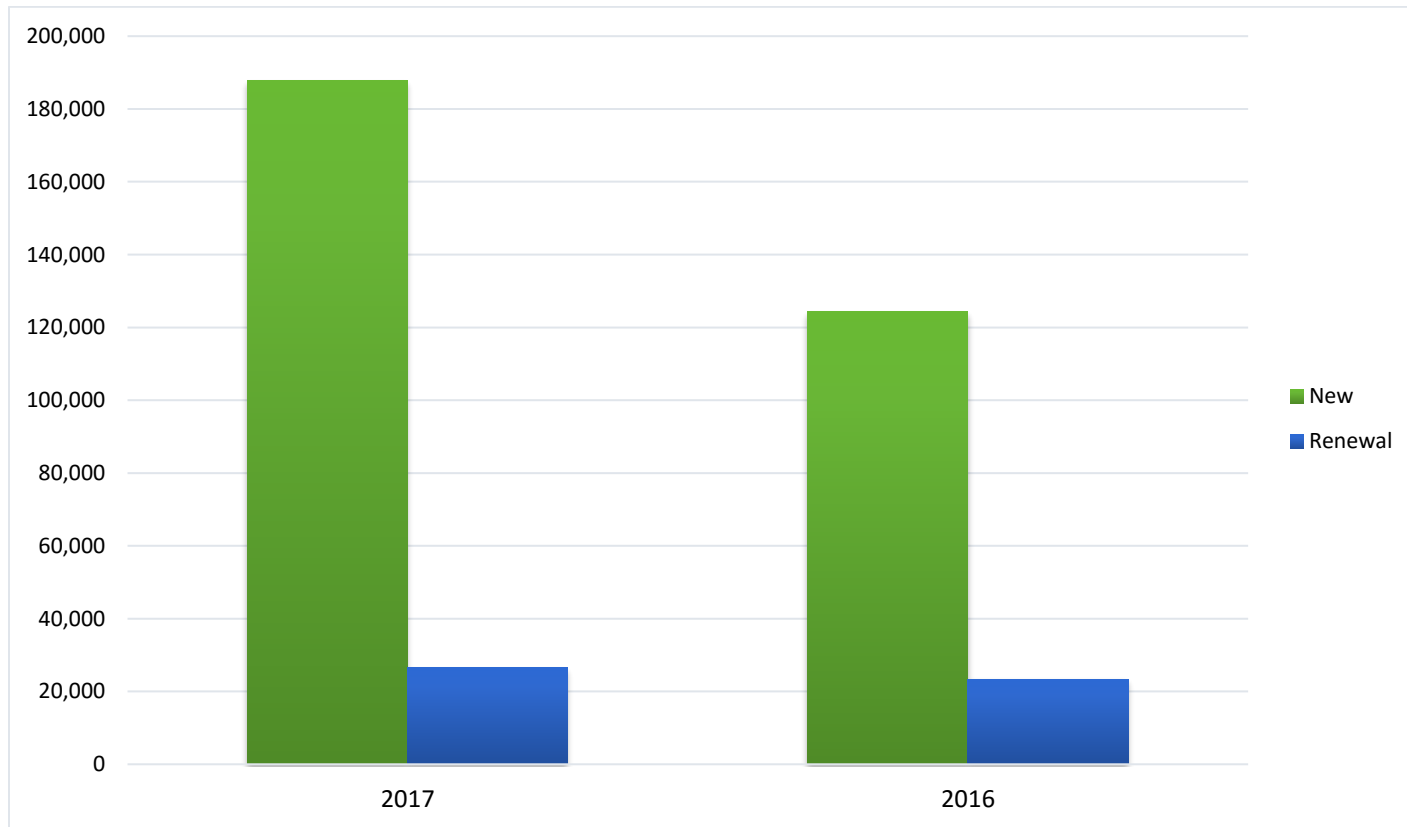




Year-to-date  
Business Name  
Registration  
Statistical Report  
1<sup>st</sup> quarter 2017

**Business Name Registration by Type**  
1<sup>st</sup> quarter 2017 vs 1<sup>st</sup> quarter 2016

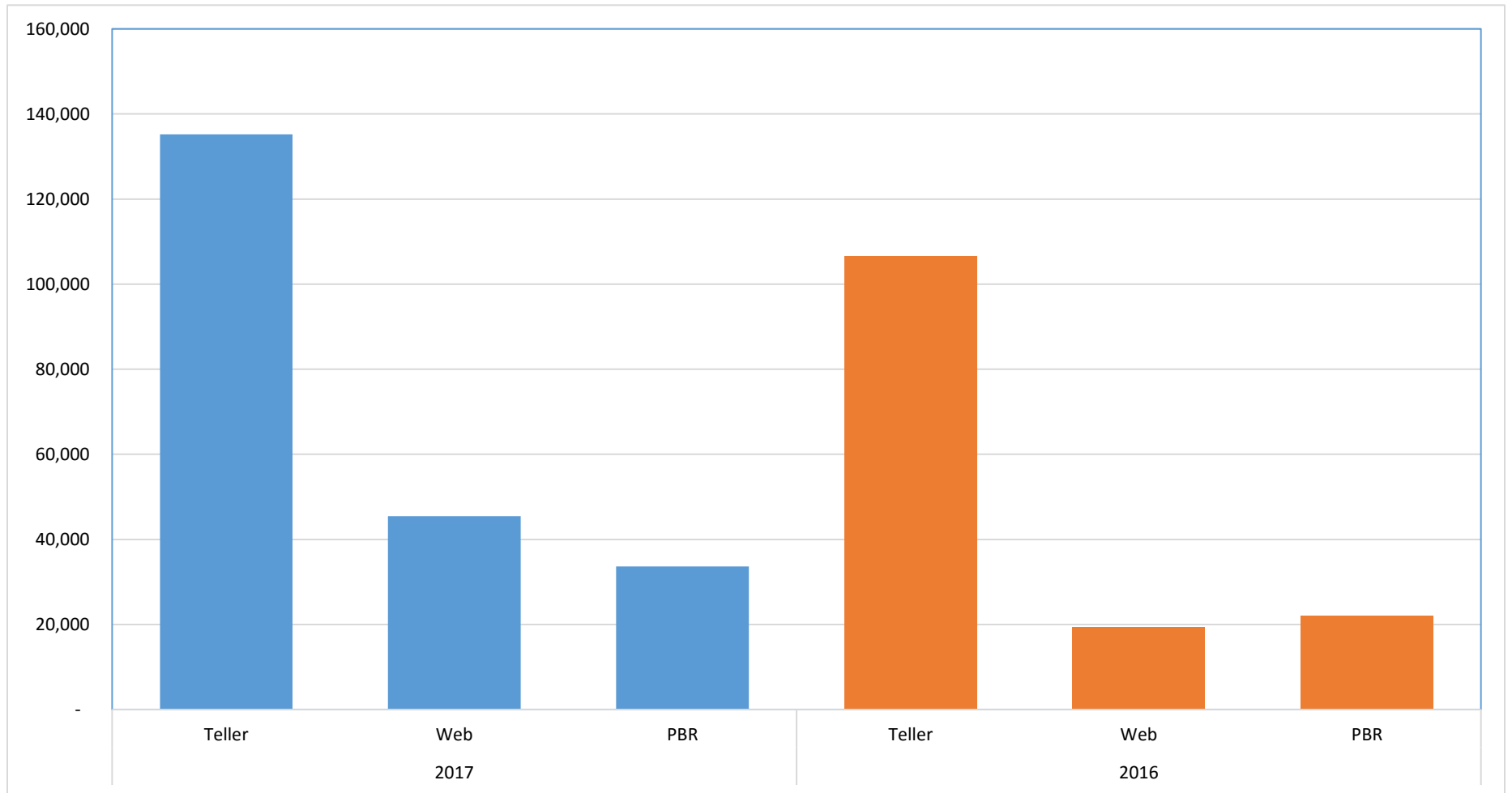
Transaction Type	2017	2016	% Change
New	187,858	124,491	51%
Renewal	26,455	23,415	13%
<b>Total</b>	<b>214,313</b>	<b>147,906</b>	<b>45%</b>



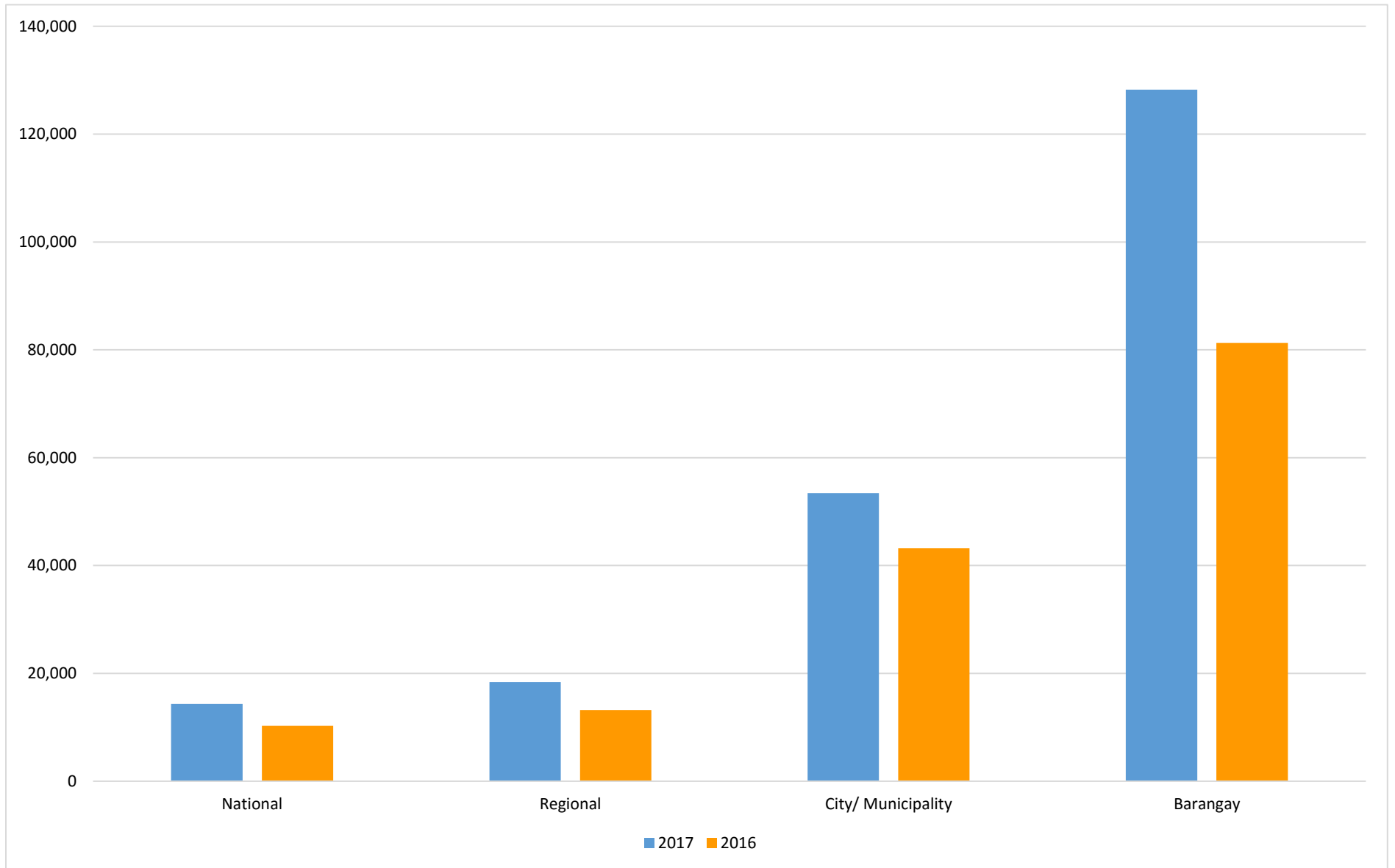
### Business Name Registration by Source

1<sup>st</sup> quarter 2017 vs 1<sup>st</sup> quarter 2016

2017				2016			% Change
Source	New	Renewal	Total	New	Renewal	Total	
Teller	113,987	21,218	135,205	86,568	20,047	106,615	27%
Web	40,238	5,237	45,475	15,931	3,368	19,299	136%
Pbr	33,633	0	33,633	21,992	0	21,992	53%
<b>Total</b>	<b>187,858</b>	<b>26,455</b>	<b>214,313</b>	<b>124,491</b>	<b>23,415</b>	<b>147,906</b>	<b>45%</b>



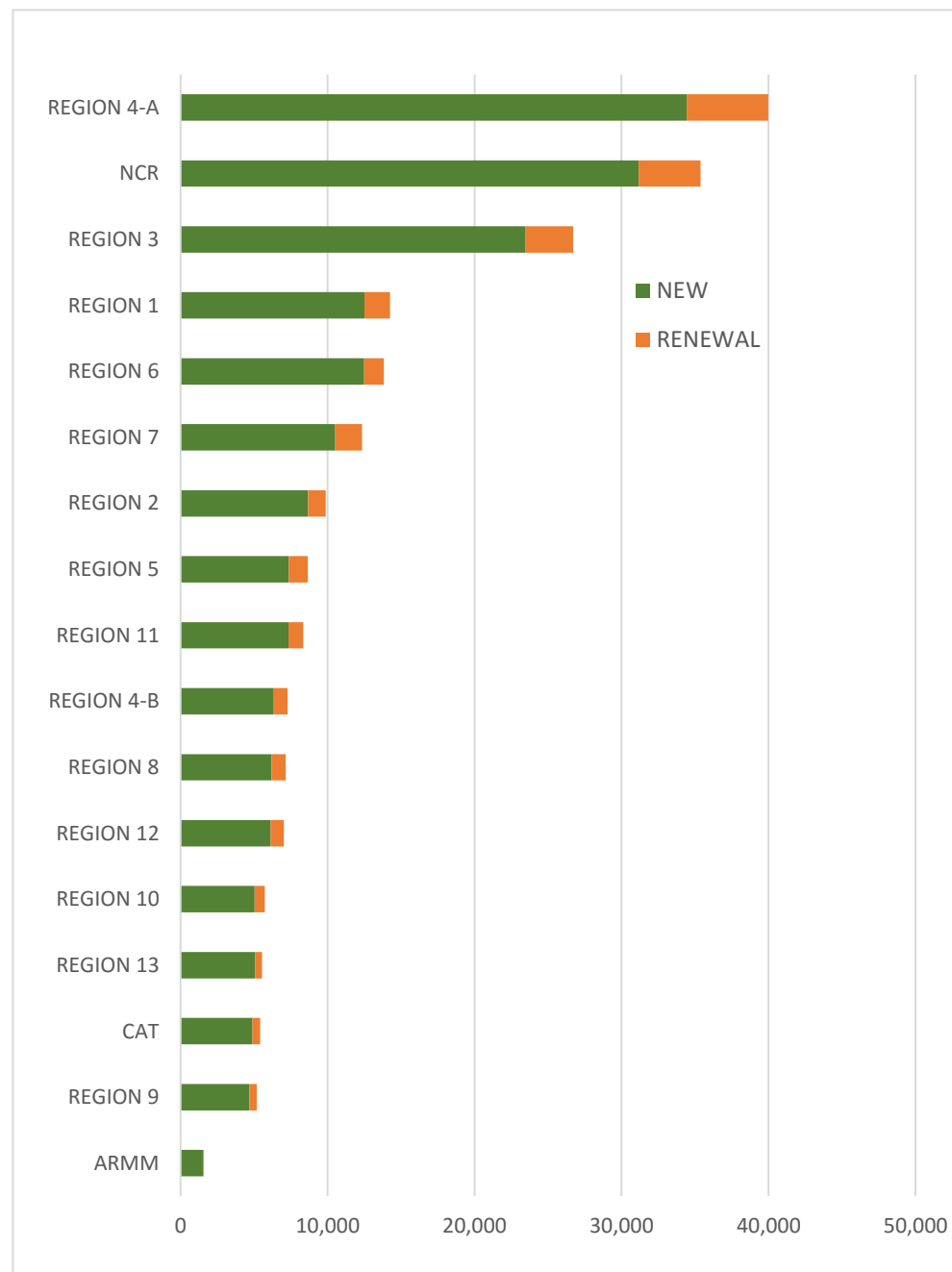
**Business Name Registration by Scope**  
1<sup>st</sup> quarter 2017 vs 1<sup>st</sup> quarter 2016



## Business Name Registration by Region

1<sup>st</sup> quarter 2017 vs 1<sup>st</sup> quarter 2016

Owners Region	NEW	RENEWAL	Total	% to Total
REGION 4-A (CALABARZON)	34,434	5,548	39,982	19%
NATIONAL CAPITAL REGION (NCR)	31,175	4,198	35,373	17%
REGION 3 (CENTRAL LUZON)	23,443	3,259	26,702	12%
REGION 1 (ILOCOS REGION)	12,519	1,732	14,251	7%
REGION 6 (WESTERN VISAYAS)	12,490	1,345	13,835	6%
REGION 7 (CENTRAL VISAYAS)	10,532	1,821	12,353	6%
REGION 2 (CAGAYAN VALLEY)	8,685	1,197	9,882	5%
REGION 5 (BICOL REGION)	7,360	1,298	8,658	4%
REGION 11 (DAVAO REGION)	7,345	1,001	8,346	4%
REGION 4-B (MIMAROPA)	6,301	972	7,273	3%
REGION 8 (EASTERN VISAYAS)	6,201	960	7,161	3%
REGION 12 (SOCCSKSARGEN)	6,122	904	7,026	3%
REGION 10 (NORTHERN MINDANAO)	5,046	677	5,723	3%
REGION 13 (CARAGA)	5,081	468	5,549	3%
CORDILLERA ADMINISTRATIVE REGION (CAR)	4,894	532	5,426	3%
REGION 9 (ZAMBOANGA PENINSULA)	4,691	489	5,180	2%
AUTONOMOUS REGION IN MUSLIM MINDANAO (ARMM)	1,539	54	1,593	1%
<b>Total</b>	<b>187,858</b>	<b>26,455</b>	<b>214,313</b>	<b>100%</b>



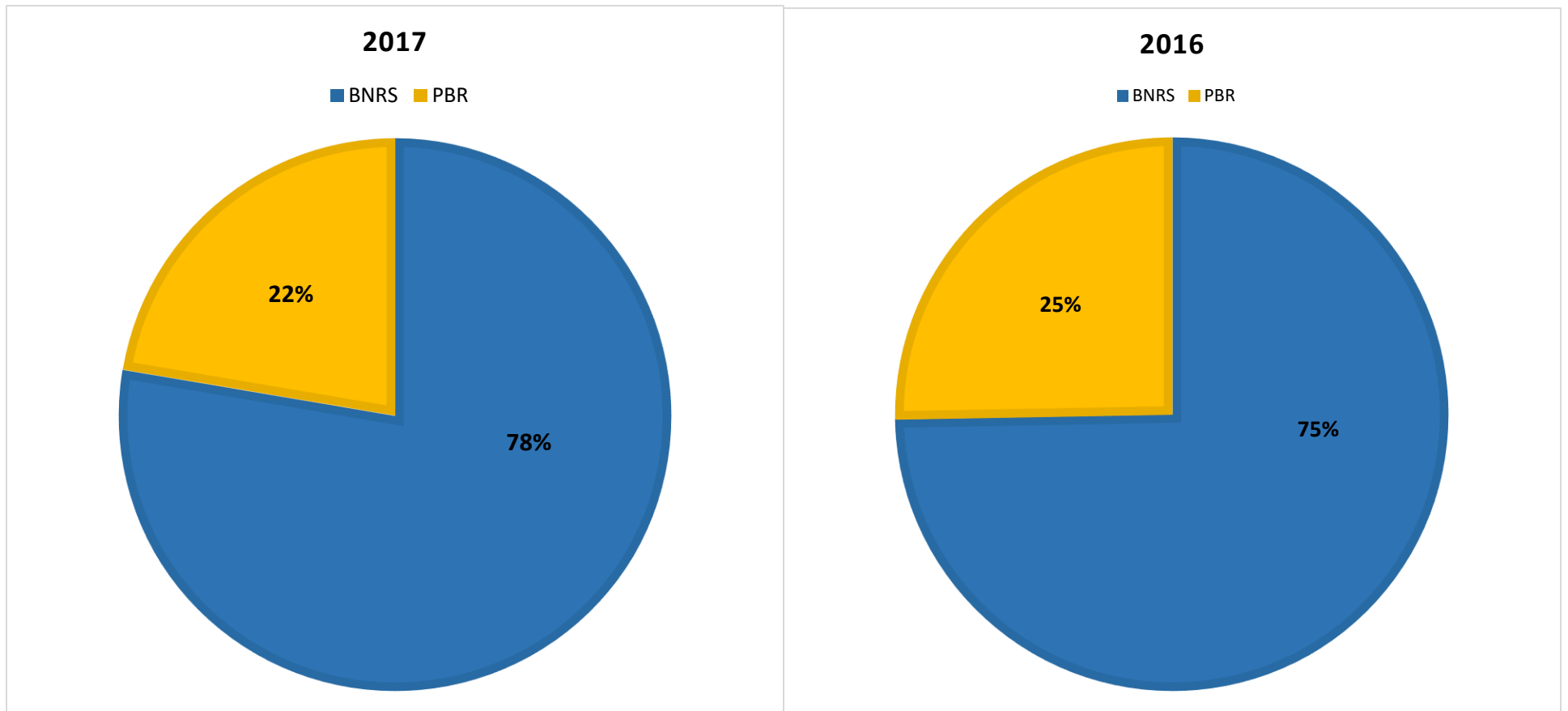
### BNRS and PBR Ratio

1<sup>st</sup> quarter 2017 vs 1<sup>st</sup> quarter 2016

* %BNRS VS %PBR	2017	2017%	2016	2016%
BNRS	165,646	77%	110,859	75%
PBR	48,667	23%	37,047	25%
TOTAL	214,313	100%	147,906	100%

*\*%BNRS VS %PBR = PBR new and with existing /TOTAL and BN new/TOTAL*

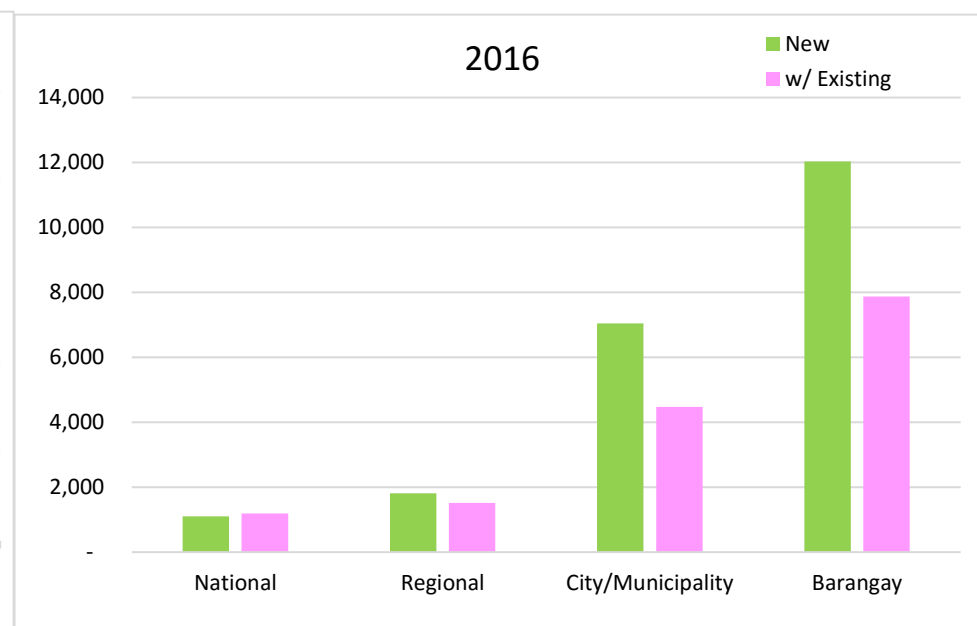
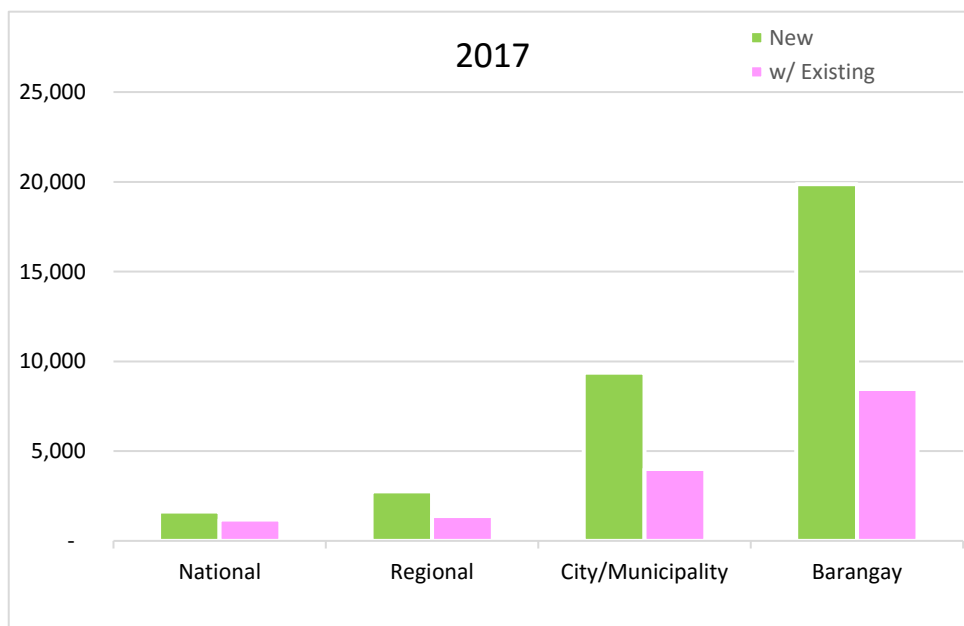
*\* BN new= New transactions though Web and Tellers*



## Philippine Business Registration System (PBRs) by Scope

1<sup>st</sup> quarter 2017 vs 1<sup>st</sup> quarter 2016

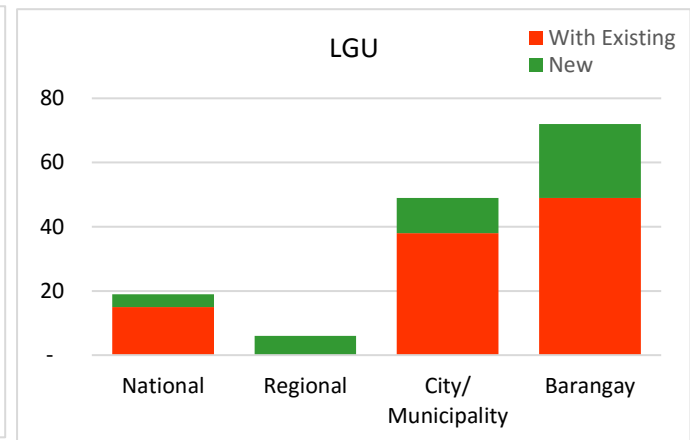
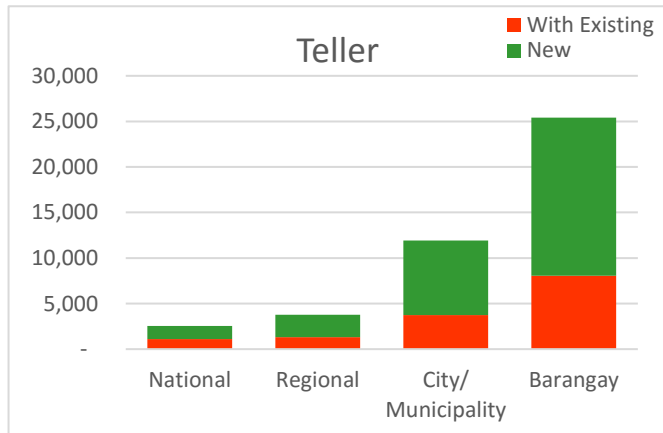
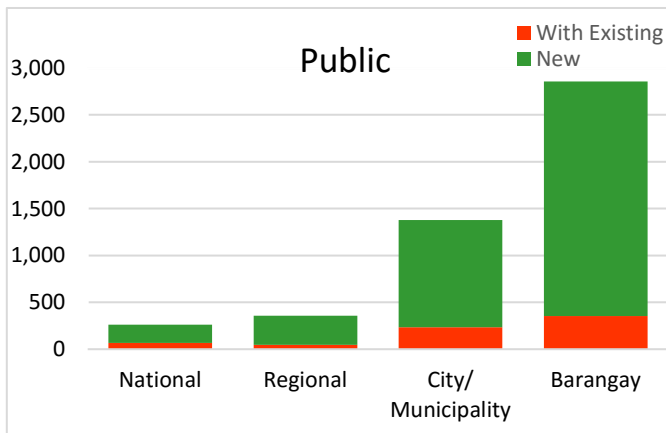
2017				2016			
Scope	New	With Existing	Total	New	With Existing	Total	% Change
National	1,641	1,194	2,835	1,102	1,194	2,296	23%
Regional	2,755	1,380	4,135	1,808	1,520	3,328	24%
City/Municipality	9,361	3,999	13,360	7,049	4,472	11,521	16%
Barangay	19,876	8,461	28,337	12,033	7,869	19,902	42%
<b>Total</b>	<b>33,633</b>	<b>15,034</b>	<b>48,667</b>	<b>21,992</b>	<b>15,055</b>	<b>37,047</b>	<b>31%</b>



## Philippine Business Registration System (PBRS) by Source

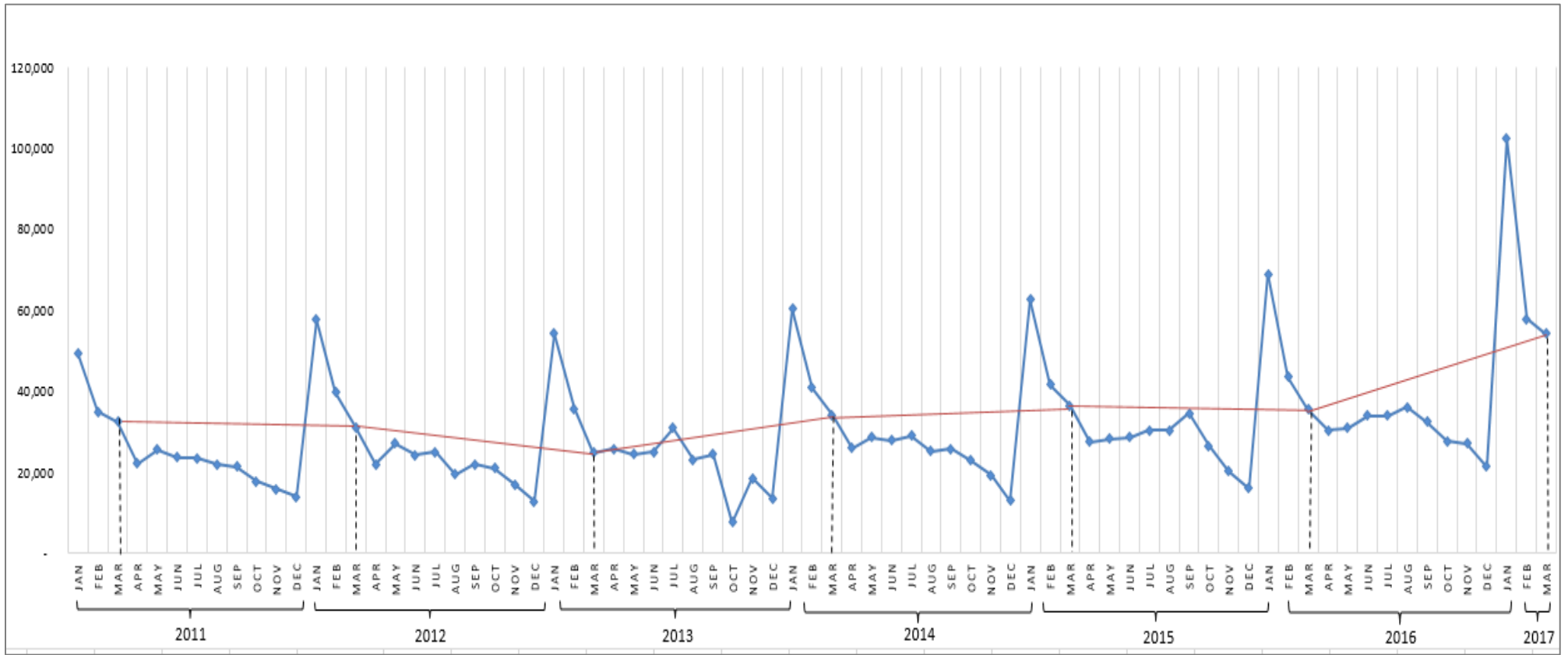
1<sup>st</sup> quarter 2017 vs 1<sup>st</sup> quarter 2016

SCOPE	PUBLIC			DTI TELLER			LGU			Grand Total
	New	With Existing	Total	New	With Existing	Total	New	With Existing	Total	
National	196	67	<b>263</b>	1,441	1,112	<b>2,553</b>	4	15	<b>19</b>	<b>2,835</b>
Regional	309	48	<b>357</b>	2,440	1,320	<b>3,760</b>	6	12	<b>18</b>	<b>4,135</b>
City/ Municipality	1,146	233	1,042	8,204	3,728	8,785	11	38	11	<b>9,838</b>
Barangay	2,502	353	<b>2,855</b>	17,351	8,059	<b>25,410</b>	23	49	<b>72</b>	<b>28,337</b>
<b>Total</b>	<b>4,153</b>	<b>701</b>	<b>4,854</b>	<b>29,436</b>	<b>14,219</b>	<b>43,655</b>	<b>44</b>	<b>114</b>	<b>158</b>	<b>48,667</b>





## Business Name Registration 2011 – Mar 2017



### Business Registration Online Turnaround Time

1<sup>st</sup> quarter 2017

Jan- Mar	Bancnet	DTI Teller	Gcash	Total	% over Total
15 min. and less	184	10,258	16,064	26,506	62%
16-30 mins	48	1,072	840	1,960	5%
31-45 mins	226	7,707	6,312	14,245	33%
<b>Total</b>	<b>458</b>	<b>19,037</b>	<b>23,216</b>	<b>42,711</b>	100%

