

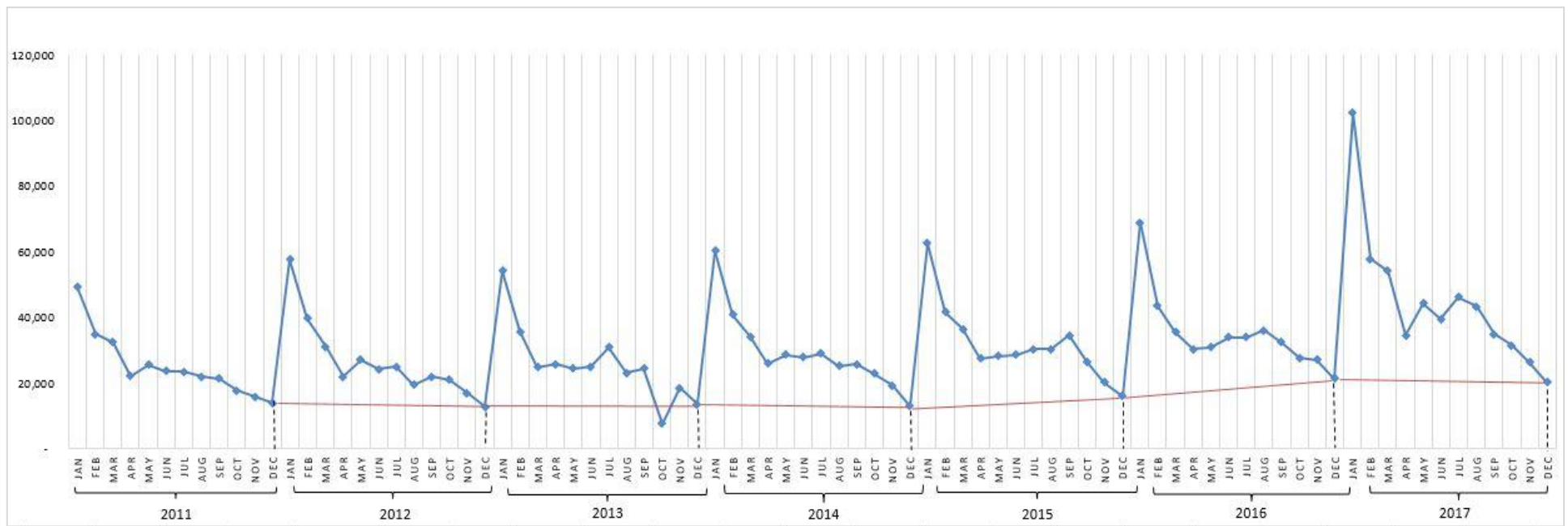


Monthly
Business Name
Registration
Statistical Report
December 2017

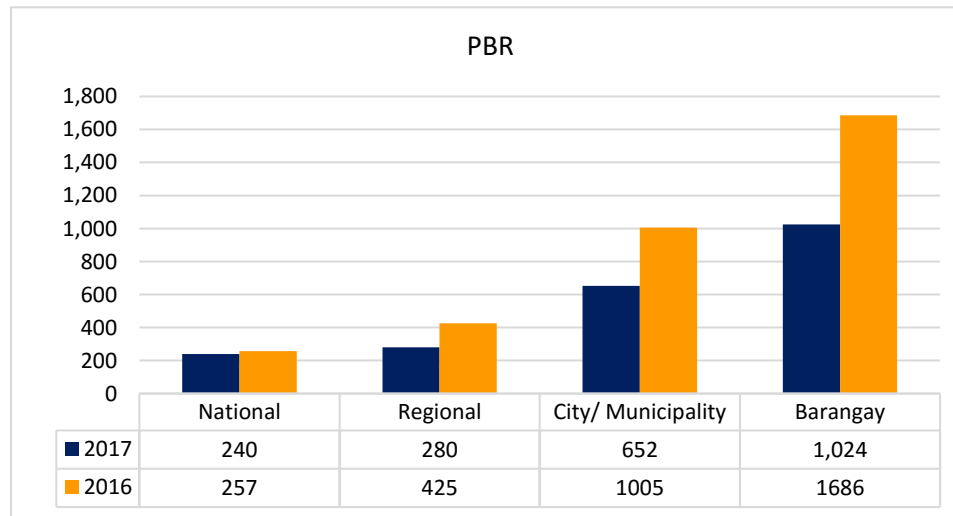
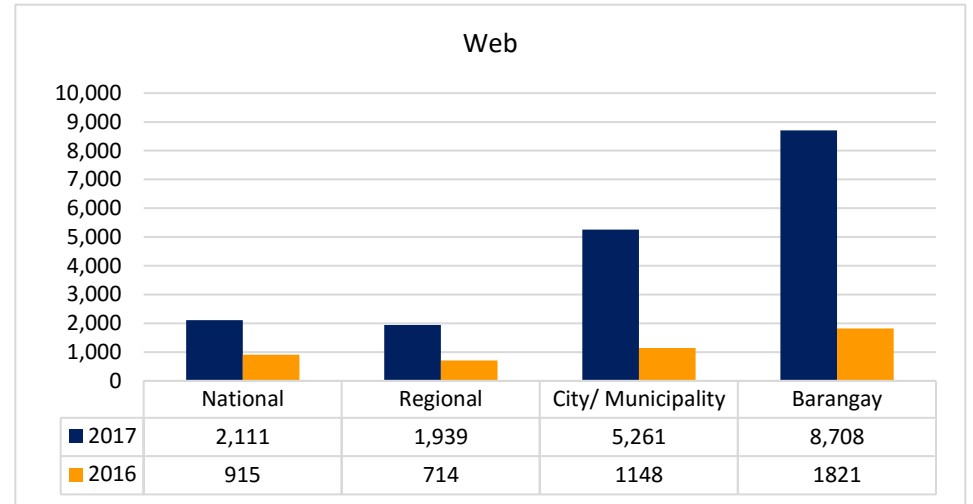
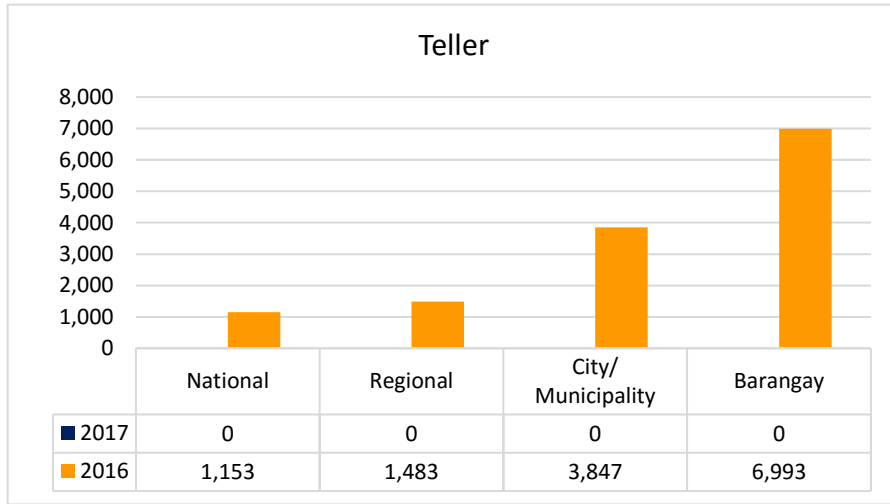
Business Name Registration by Type December 2017

Scope	2017								2016								% Change December 2017 VS December 2016
	Teller			Web			PBR	Grand Total	Teller			Web			PBR	Grand Total	
	New	Renewal	Total	New	Renewal	Total	New		New	Renewal	Total	New	Renewal	Total	New		
National	0	0	0	1826	285	2111	240	2,351	956	197	1,153	867	48	915	257	2,325	1%
Regional	0	0	0	1623	316	1939	280	2,219	1,262	221	1,483	664	50	714	425	2,622	-15%
City/ Municipality	0	0	0	4,180	1,081	5261	652	5,913	2,837	1,010	3,847	957	191	1148	1,005	6,000	-1%
Barangay	0	0	0	7,373	1,335	8708	1,024	9,732	5,826	1,167	6,993	1,578	243	1821	1,686	10,500	-7%
Total	0	0	0	15,002	3,017	18,019	2,196	20,215	10,881	2,595	13,476	4,066	532	4,598	3,373	21,447	-6%

There was a recorded decrease from BN registration transactions of 6% this December 2017 in comparison with December 2016. It can also be noticed that the barangay scope comprises most of the BN registrations covering 48% from total. In addition, there is a noticeable growth in business name registration since 2011 up to the present, shown in the figure below. This can be attributed with the continuous program of the government (MSME) to encourage the Filipino citizens to start up their own business.

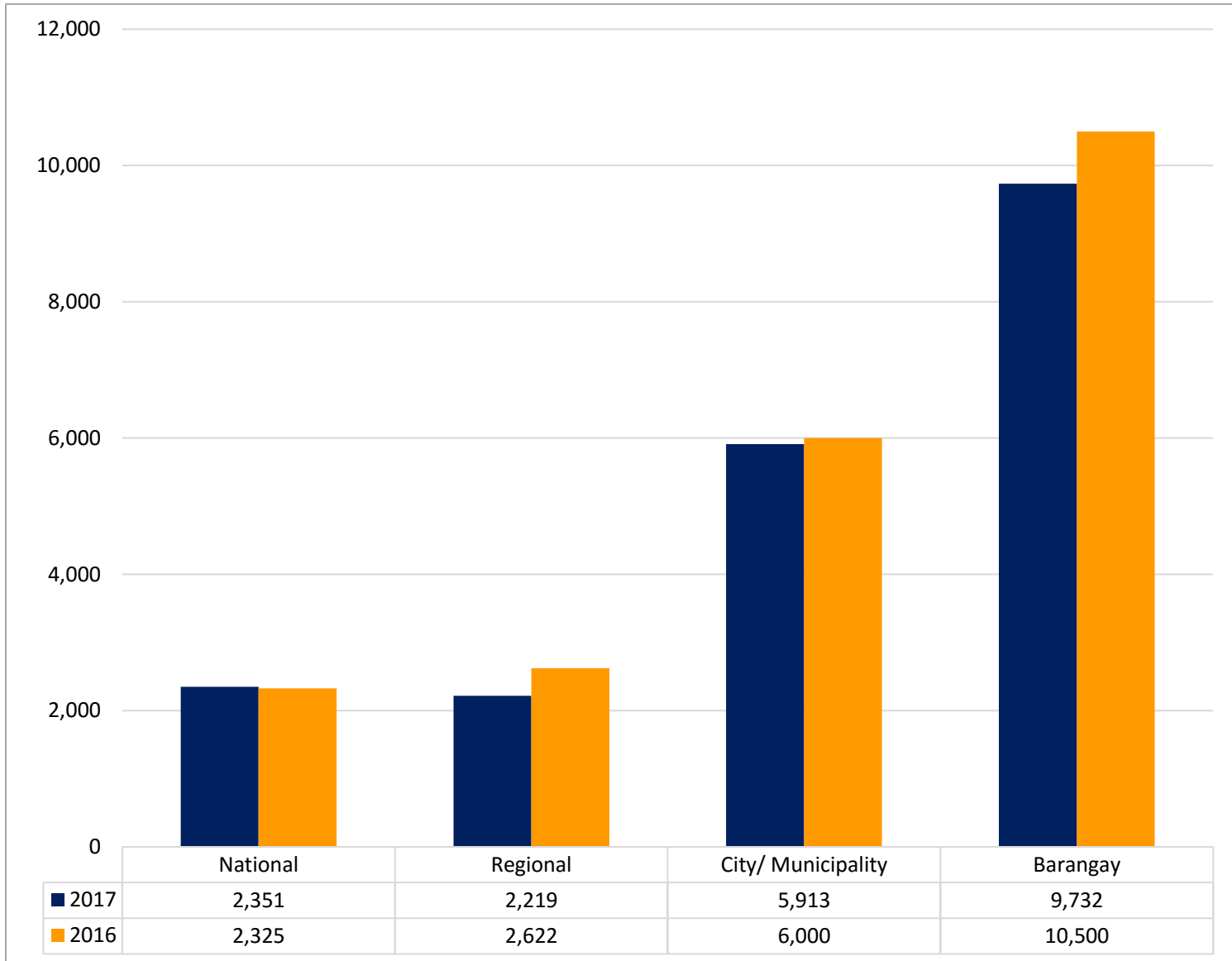


Business Name Registration by Source
December 2017 VS December 2016



Business Name Registration by Scope

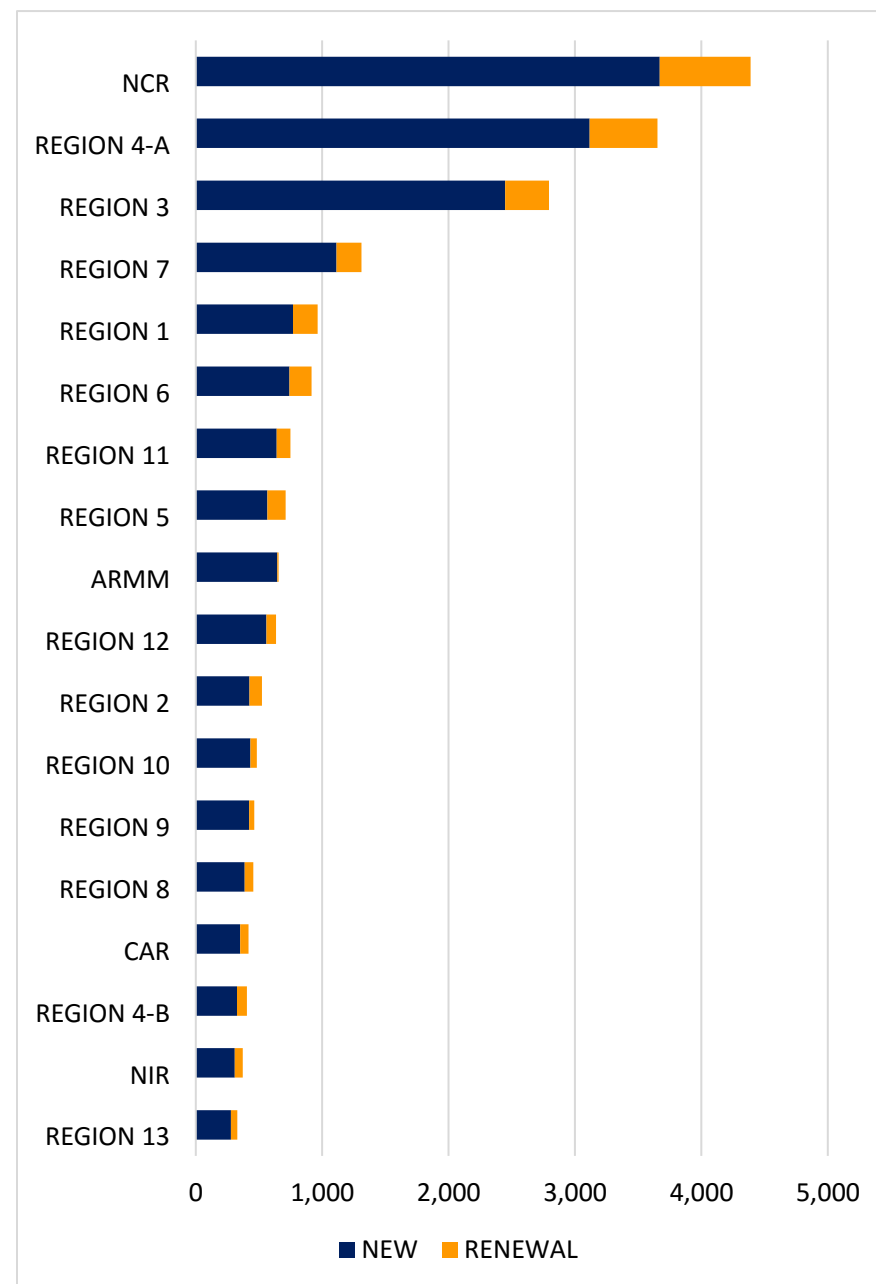
December 2017 VS December 2016



Business Name Registration by Region based on Owner's Address

December 2017

Owners Region	NEW	RENEWAL	Total	%Total
NATIONAL CAPITAL REGION (NCR)	3,671	717	4,388	22%
REGION 4-A (CALABARZON)	3,116	536	3,652	18%
REGION 3 (CENTRAL LUZON)	2,447	347	2,794	14%
REGION 7 (CENTRAL VISAYAS)	1,112	199	1,311	6%
REGION 1 (ILOCOS REGION)	770	194	964	5%
REGION 6 (WESTERN VISAYAS)	741	174	915	5%
REGION 11 (DAVAO REGION)	641	108	749	4%
REGION 5 (BICOL REGION)	567	144	711	4%
AUTONOMOUS REGION IN MUSLIM MINDANAO (ARMM)	645	9	654	3%
REGION 12 (SOCCSKSARGEN)	560	75	635	3%
REGION 2 (CAGAYAN VALLEY)	424	100	524	3%
REGION 10 (NORTHERN MINDANAO)	432	50	482	2%
REGION 9 (ZAMBOANGA PENINSULA)	423	40	463	2%
REGION 8 (EASTERN VISAYAS)	386	68	454	2%
CORDILLERA ADMINISTRATIVE REGION (CAR)	352	64	416	2%
REGION 4-B (MIMAROPA)	326	78	404	2%
NEGROS ISLAND REGION (NIR)	307	64	371	2%
REGION 13 (CARAGA)	278	50	328	2%
Total	17,198	3,017	20,215	100%



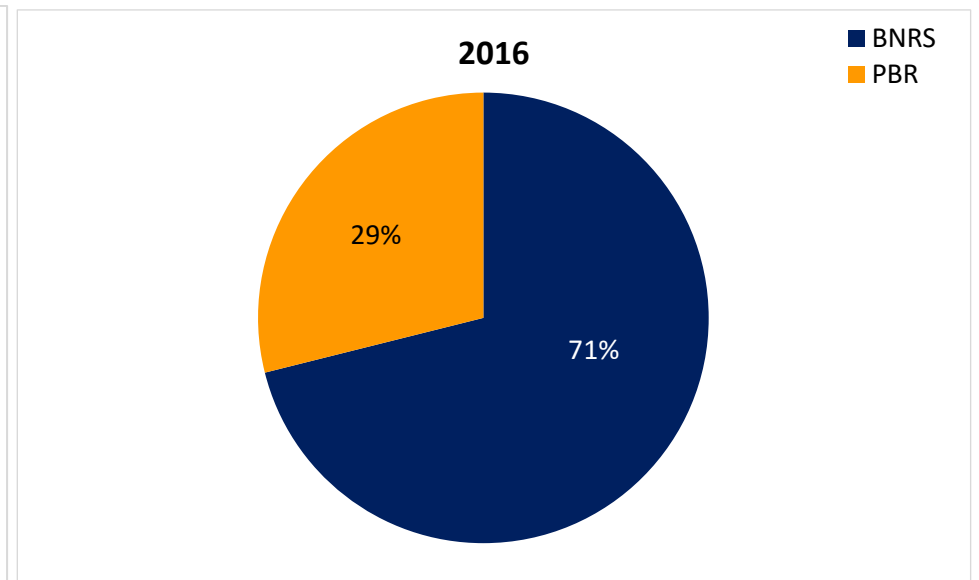
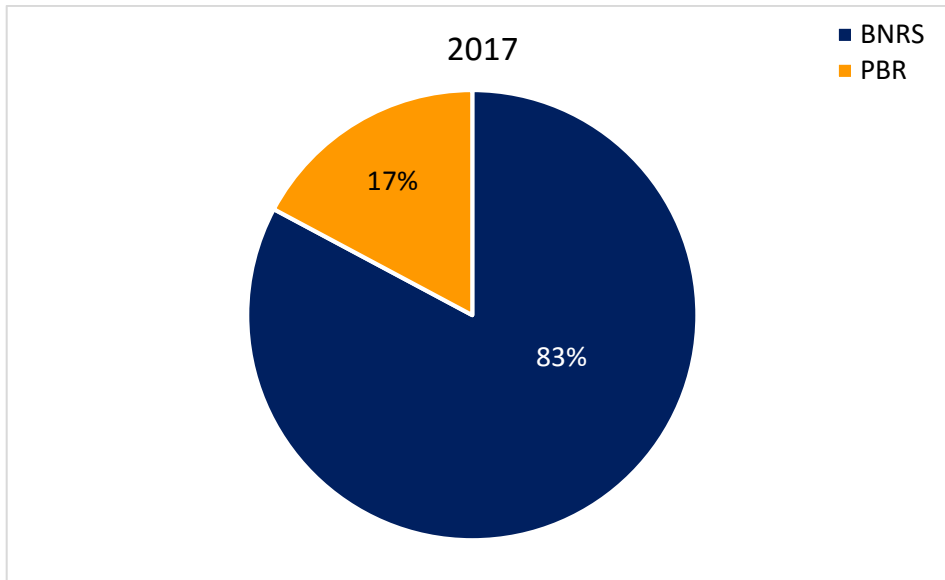
BNRS and PBR Ratio

December 2017 VS December 2016

* %BNRS VS %PBR	2017	2017%	2016	2016%
BNRS	16,739	83%	15,247	71%
PBR	3,476	17%	6,200	29%
TOTAL	20,215	100%	21,447	100%

**%BNRS VS %PBR = PBR new and with existing /TOTAL and BN new/TOTAL*

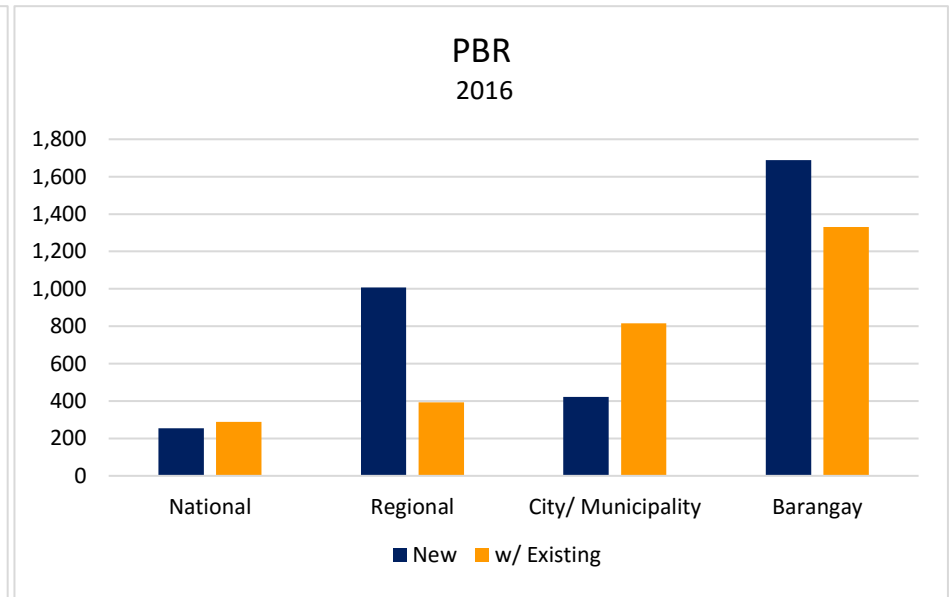
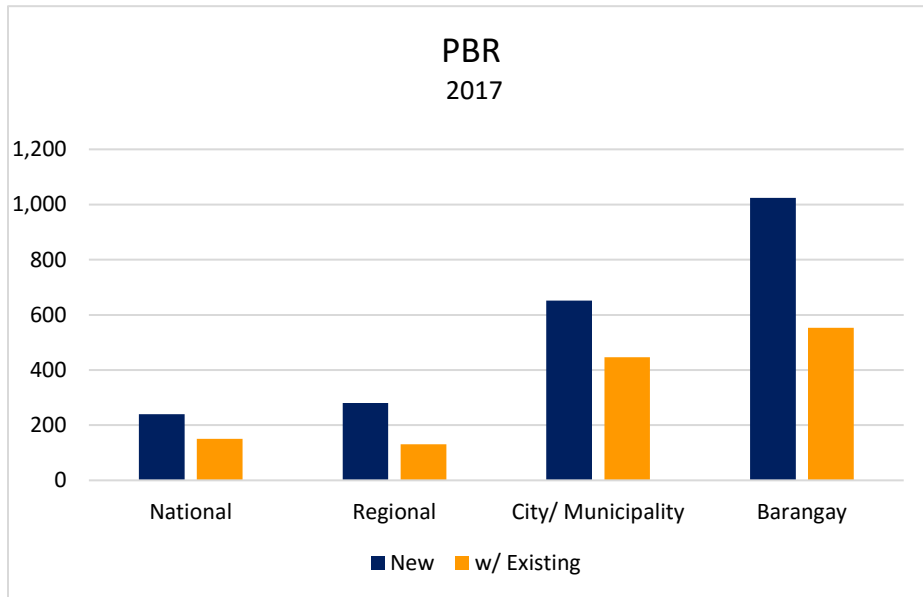
** BN new= New transactions though Web and Tellers*



Philippine Business Registration System (PBR) by Scope

December 2017 VS December 2016

Scope	2017			2016			% Change
	New	w/ Existing	Total	New	w/ Existing	Total	
National	240	150	390	255	288	543	-28%
Regional	280	131	411	1007	393	1400	-71%
City/ Municipality	652	446	1,098	422	815	1237	-11%
Barangay	1024	553	1,577	1689	1331	3020	-48%
Total	2,196	1,280	3,476	3,373	2,827	6,200	-44%



Business Registration Online Turnaround Time
December 2017

Turnaround time	Percentage
0-15 minutes	89%
16-30 minutes	2%
31-60 minutes and higher	9%
Total	100%

The chart shows the end-to-end transaction time of every business name registration in percent to total.

