

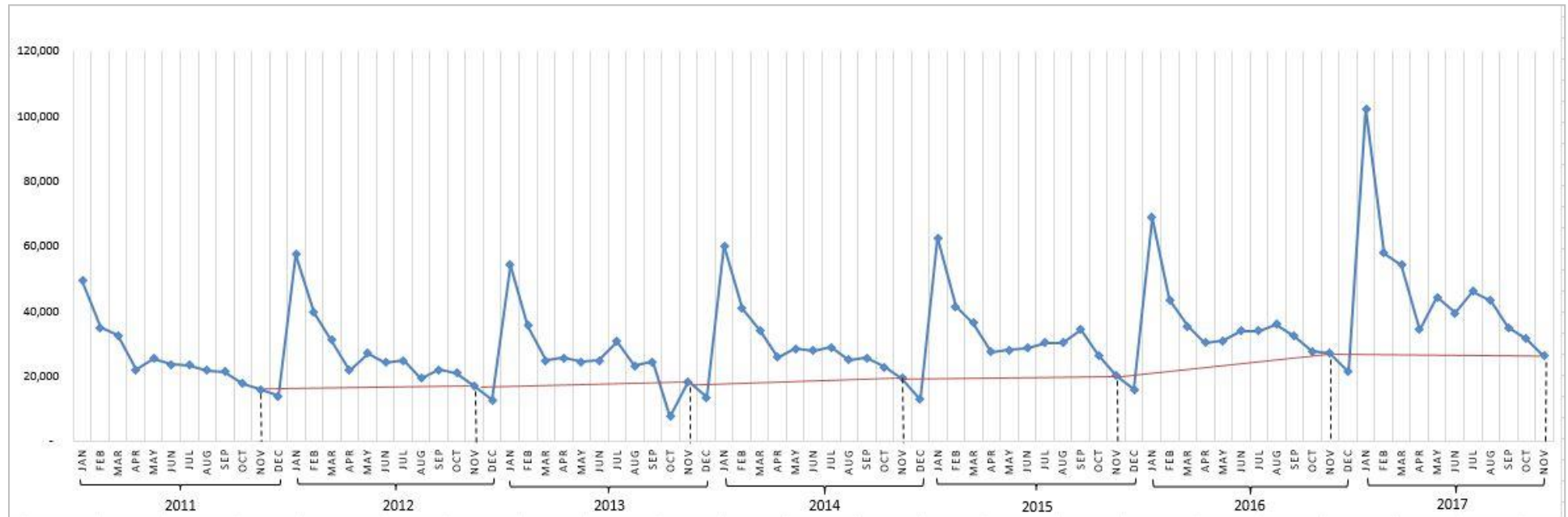


Monthly
Business Name
Registration
Statistical Report
November 2017

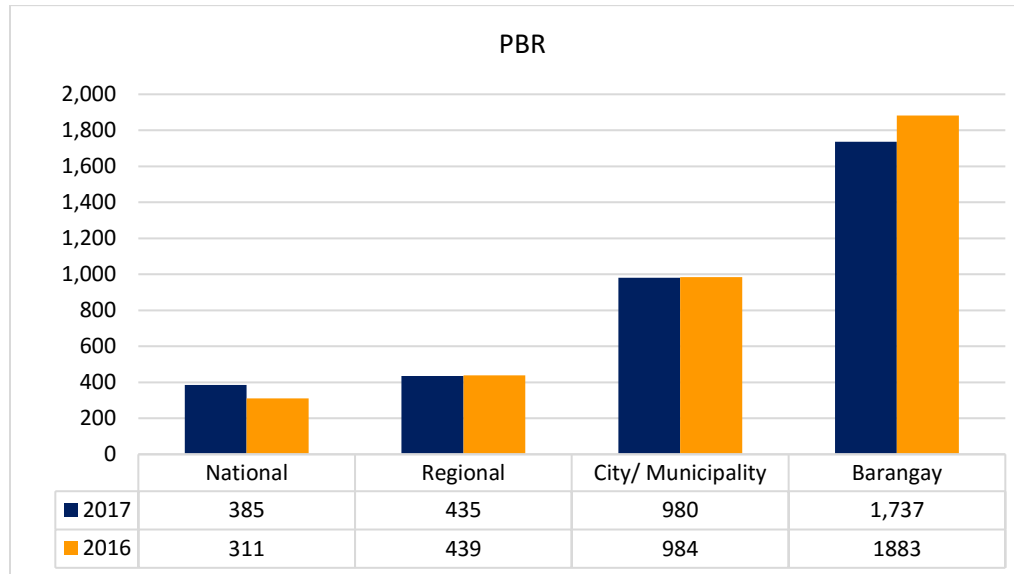
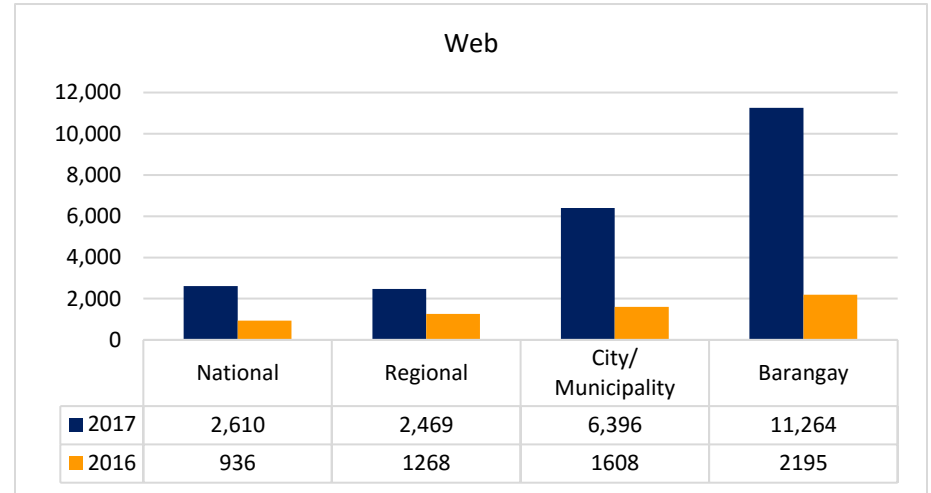
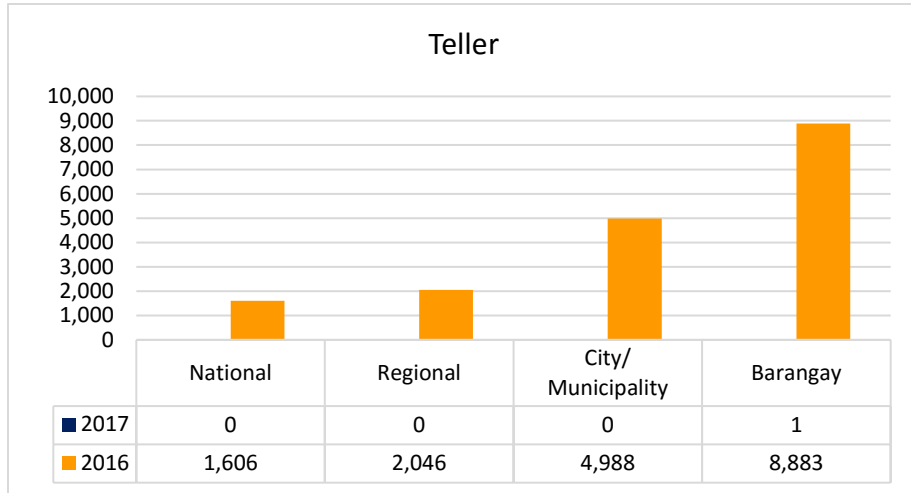
Business Name Registration by Type November 2017

Scope	2017								2016								% Change November 2017 VS November 2016
	Teller			Web			PBR	Grand Total	Teller			Web			PBR	Grand Total	
	New	Renewal	Total	New	Renewal	Total	New		New	Renewal	Total	New	Renewal	Total	New		
National	0	0	0	2272	338	2610	385	2,995	1,374	232	1,606	861	75	936	311	2,853	5%
Regional	0	0	0	2112	357	2469	435	2,904	1,789	257	2,046	1202	66	1268	439	3,753	-23%
City/ Municipality	0	0	0	5,143	1,253	6396	980	7,376	3,917	1,071	4,988	1,411	197	1608	984	7,580	-3%
Barangay	1	0	1	9,806	1,458	11264	1,737	13,002	7,672	1,211	8,883	1,980	215	2195	1,883	12,961	0%
Total	1	0	1	19,333	3,406	22,739	3,537	26,277	14,752	2,771	17,523	5,454	553	6,007	3,617	27,147	-3%

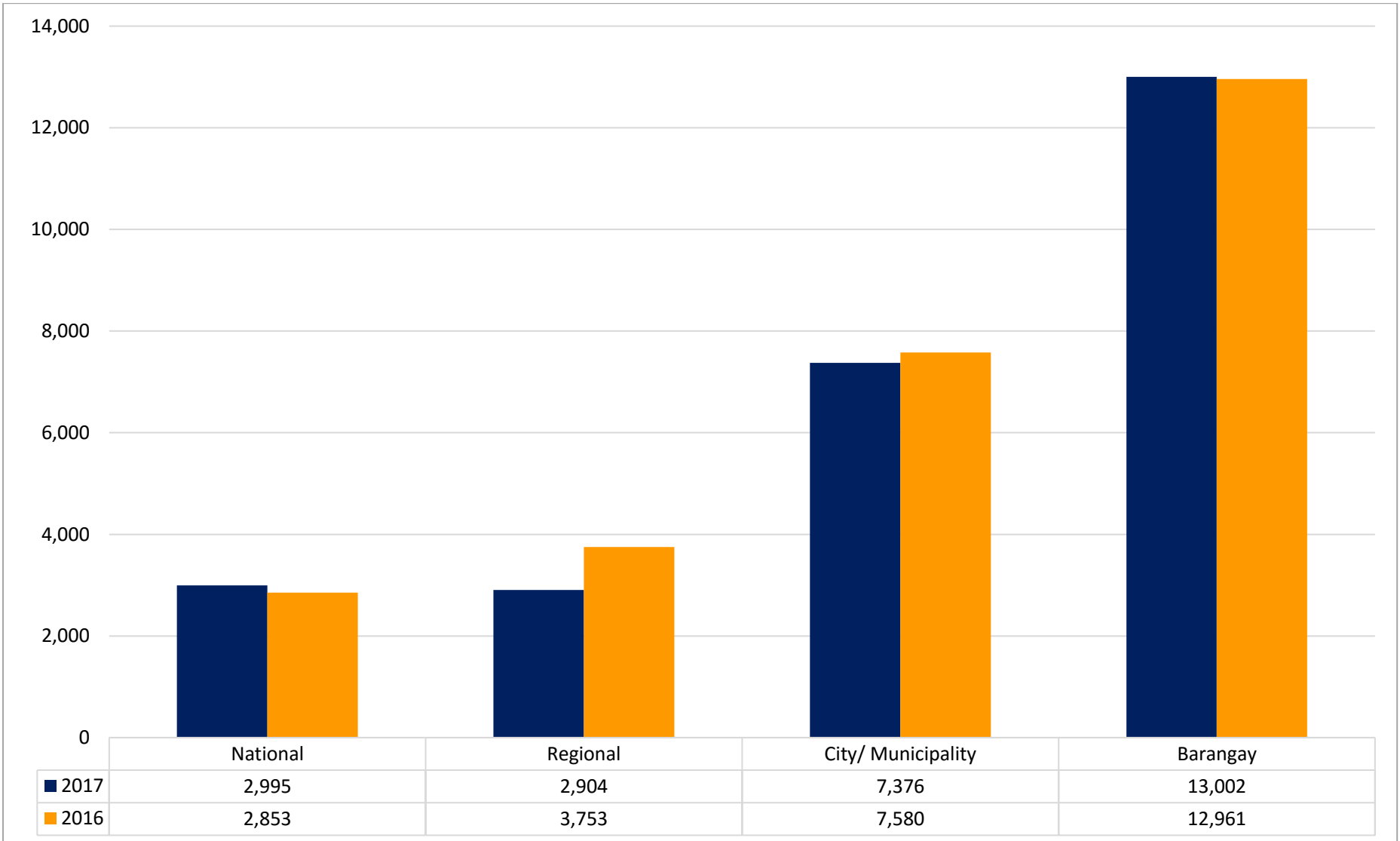
There was a recorded decrease from BN registration transactions of 3% this November 2017 in comparison with November 2016. It can also be noticed that the barangay scope comprises most of the BN registrations covering 49% from total. In addition, there is a noticeable growth in business name registration since 2011 up to the present, shown in the figure below. This can be attributed with the continuous program of the government (MSME) to encourage the Filipino citizens to start up their own business.



Business Name Registration by Source
November 2017 VS November 2016

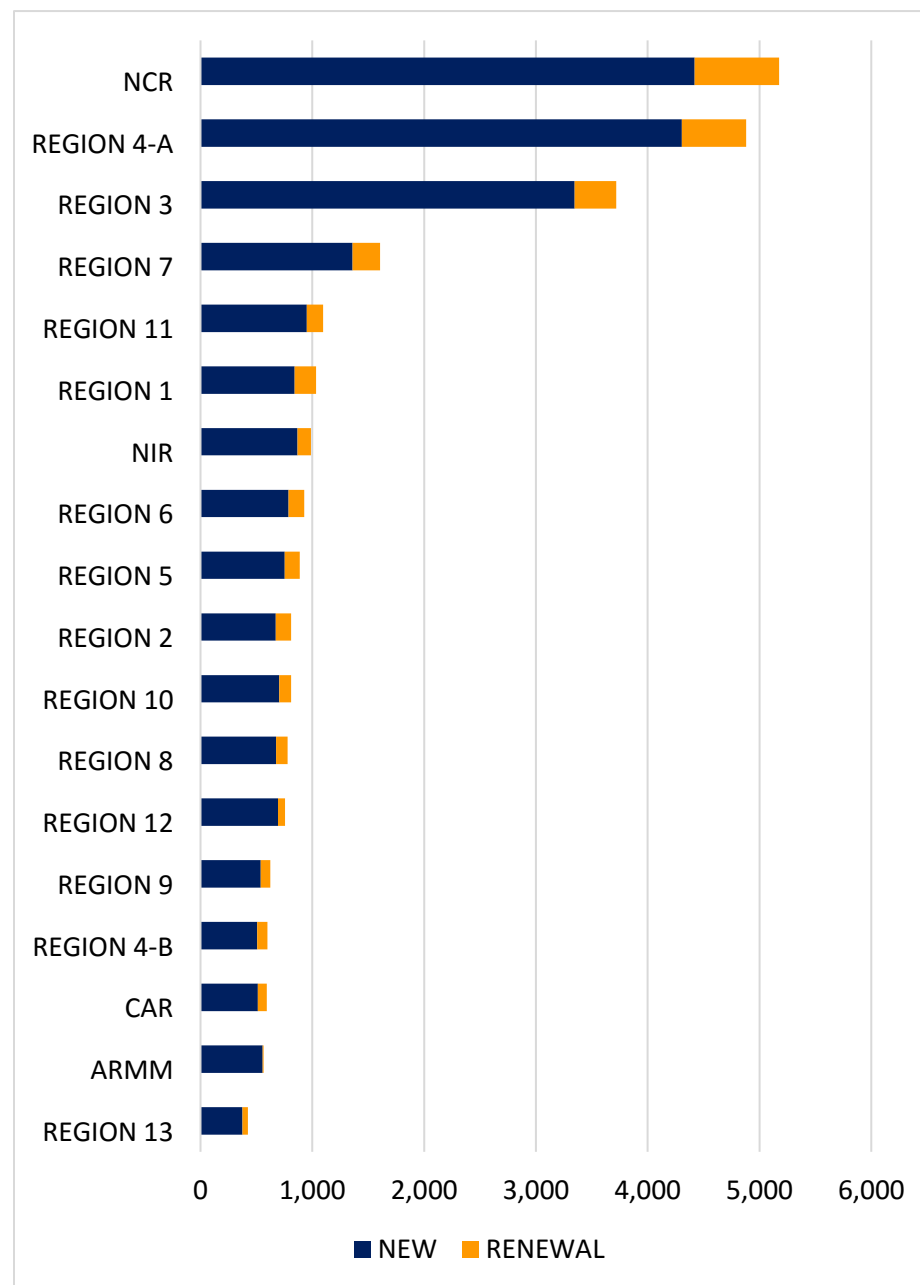


Business Name Registration by Scope
November 2017 VS November 2016



Business Name Registration by Region based on Owner's Address
November 2017

Owners Region	NEW	RENEWAL	Total	%Total
NATIONAL CAPITAL REGION (NCR)	4,419	757	5,176	20%
REGION 4-A (CALABARZON)	4,305	577	4,882	19%
REGION 3 (CENTRAL LUZON)	3,346	373	3,719	14%
REGION 7 (CENTRAL VISAYAS)	1,361	244	1,605	6%
REGION 11 (DAVAO REGION)	952	146	1,098	4%
REGION 1 (ILOCOS REGION)	841	193	1,034	4%
NEGROS ISLAND REGION (NIR)	868	121	989	4%
REGION 6 (WESTERN VISAYAS)	788	139	927	4%
REGION 5 (BICOL REGION)	752	136	888	3%
REGION 2 (CAGAYAN VALLEY)	673	138	811	3%
REGION 10 (NORTHERN MINDANAO)	706	104	810	3%
REGION 8 (EASTERN VISAYAS)	675	103	778	3%
REGION 12 (SOCCSKSARGEN)	693	64	757	3%
REGION 9 (ZAMBOANGA PENINSULA)	539	85	624	2%
REGION 4-B (MIMAROPA)	507	91	598	2%
CORDILLERA ADMINISTRATIVE REGION (CAR)	514	80	594	2%
AUTONOMOUS REGION IN MUSLIM MINDANAO (ARMM)	557	7	564	2%
REGION 13 (CARAGA)	375	48	423	2%
Total	22,871	3,406	26,277	100%



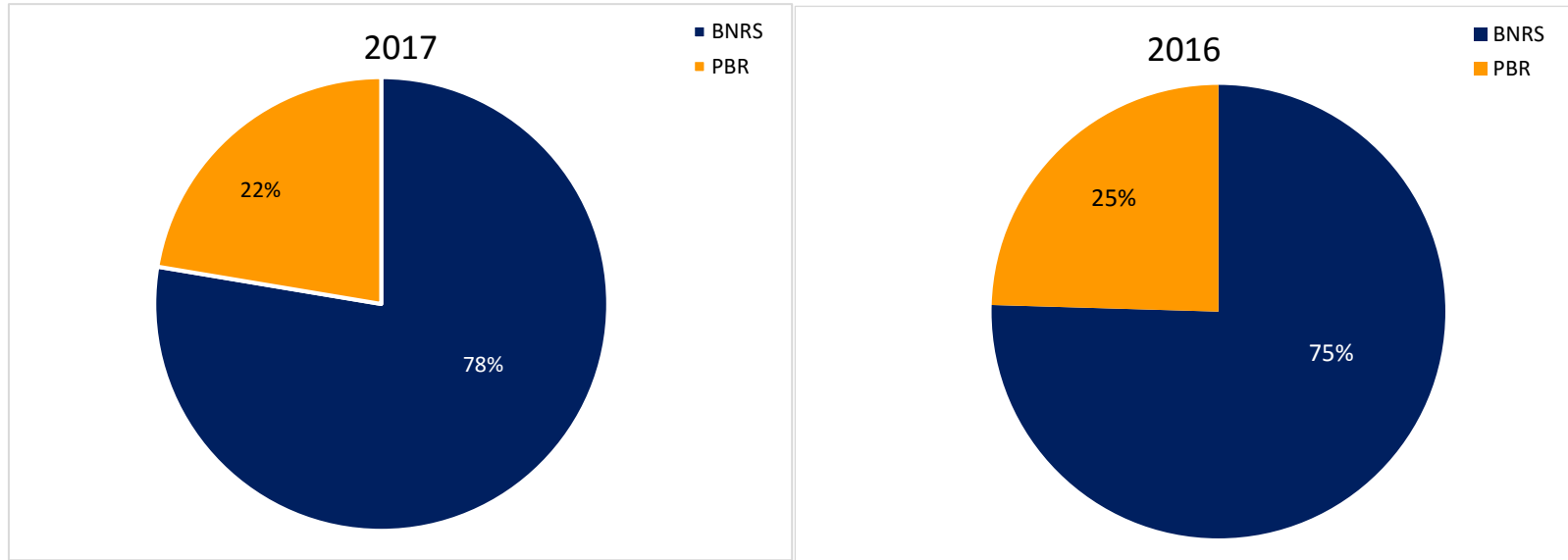
BNRS and PBR Ratio

November 2017 VS November 2016

* %BNRS VS %PBR	2017	2017%	2016	2016%
BNRS	20,400	78%	20,487	75%
PBR	5,877	22%	6,660	25%
TOTAL	26,277	100%	27,147	100%

**%BNRS VS %PBR = PBR new and with existing /TOTAL and BN new/TOTAL*

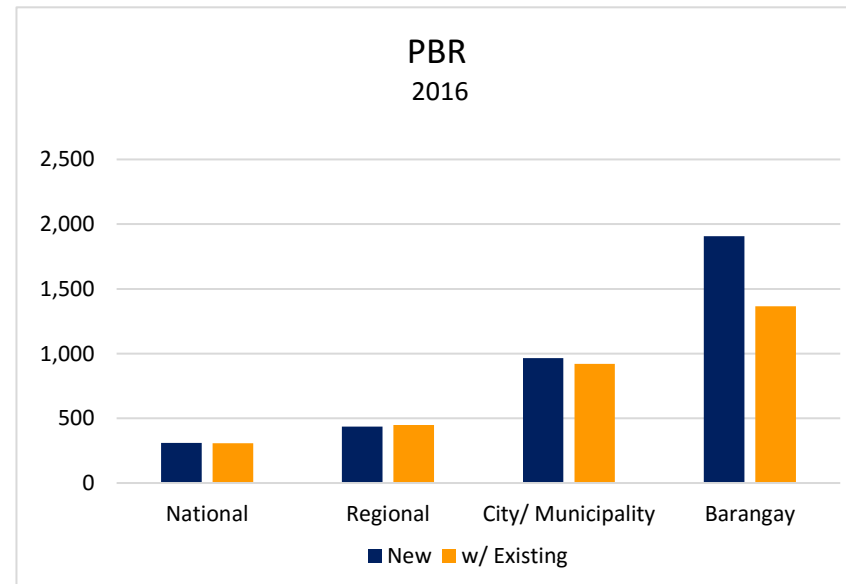
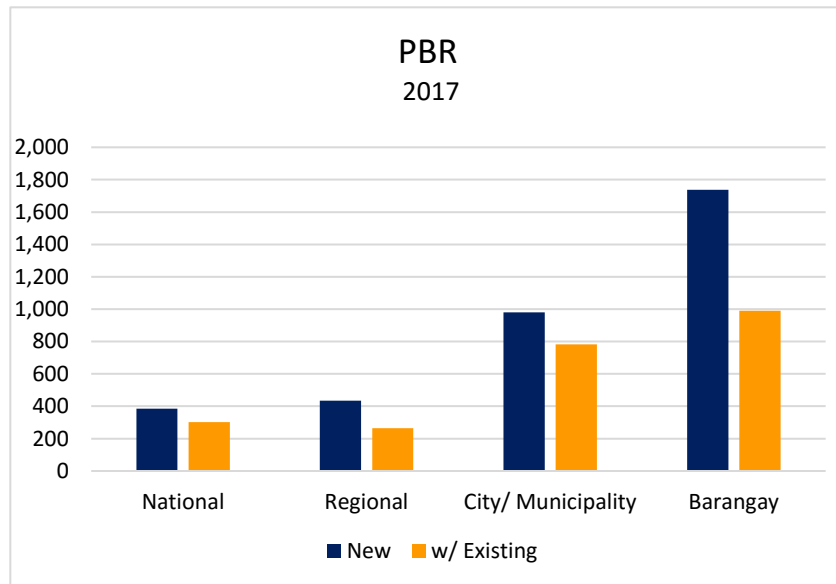
** BN new= New transactions though Web and Tellers*



Philippine Business Registration System (PBR) by Scope

November 2017 VS November 2016

Scope	2017			2016			% Change
	New	w/ Existing	Total	New	w/ Existing	Total	
National	385	303	688	310	308	618	11%
Regional	435	264	699	437	449	886	-21%
City/ Municipality	980	782	1,762	964	921	1885	-7%
Barangay	1737	991	2,728	1906	1365	3271	-17%
Total	3,537	2,340	5,877	3,617	3,043	6,660	-12%



Business Registration Online Turnaround Time

November 2017

Turnaround time	Percentage
0-15 minutes	86%
16-30 minutes	3%
31-60 minutes and higher	11%
Total	100%

The chart shows the end-to-end transaction time of every business name registration in percent to total.

