

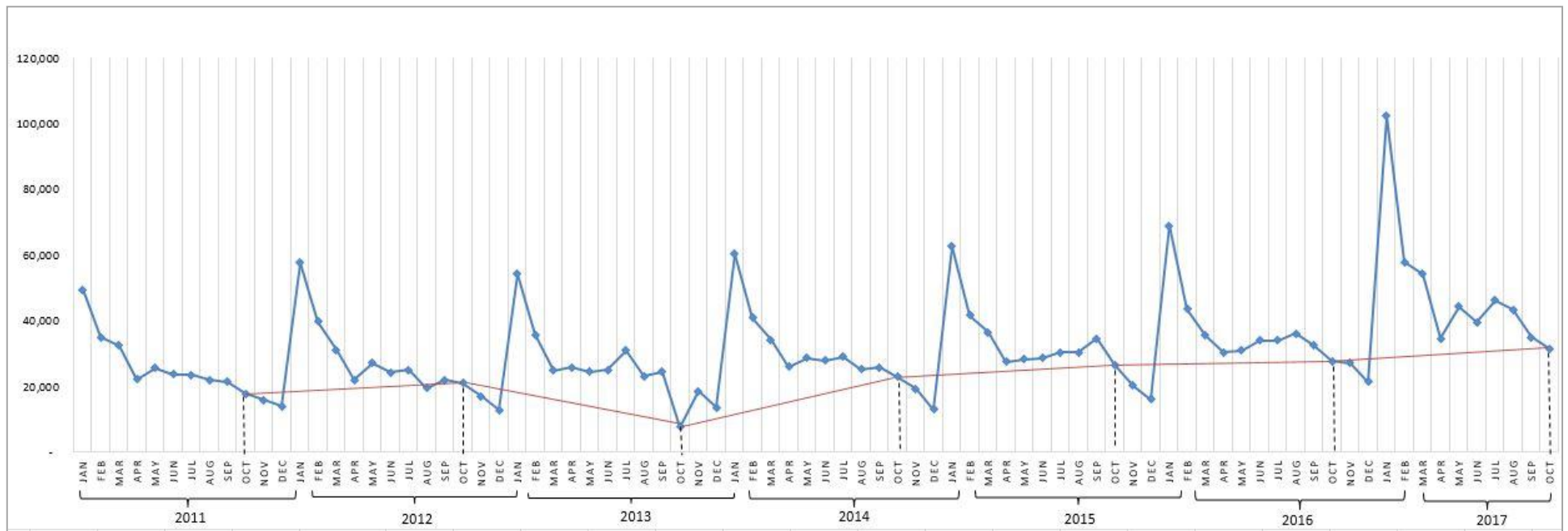


Monthly
Business Name
Registration
Statistical Report
October 2017

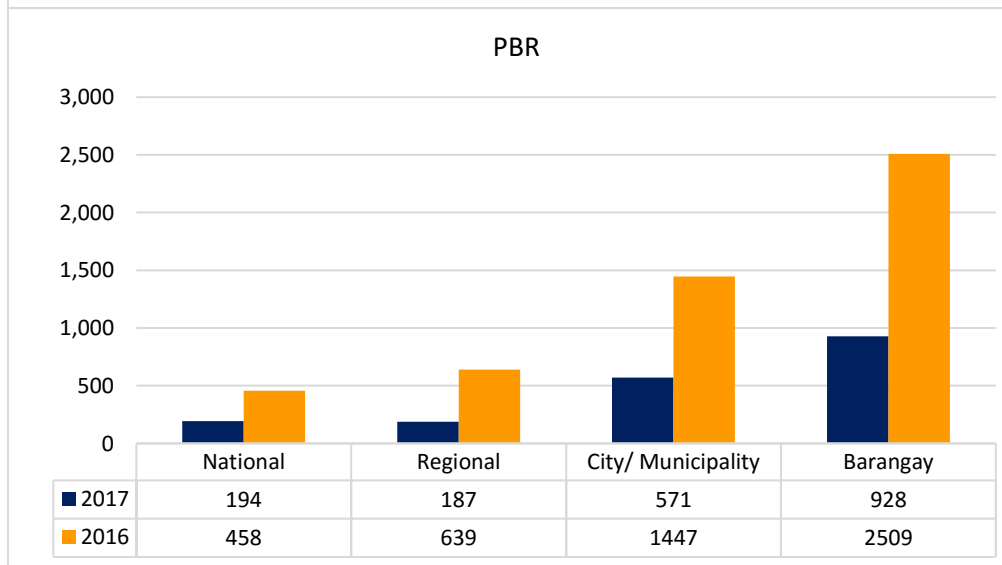
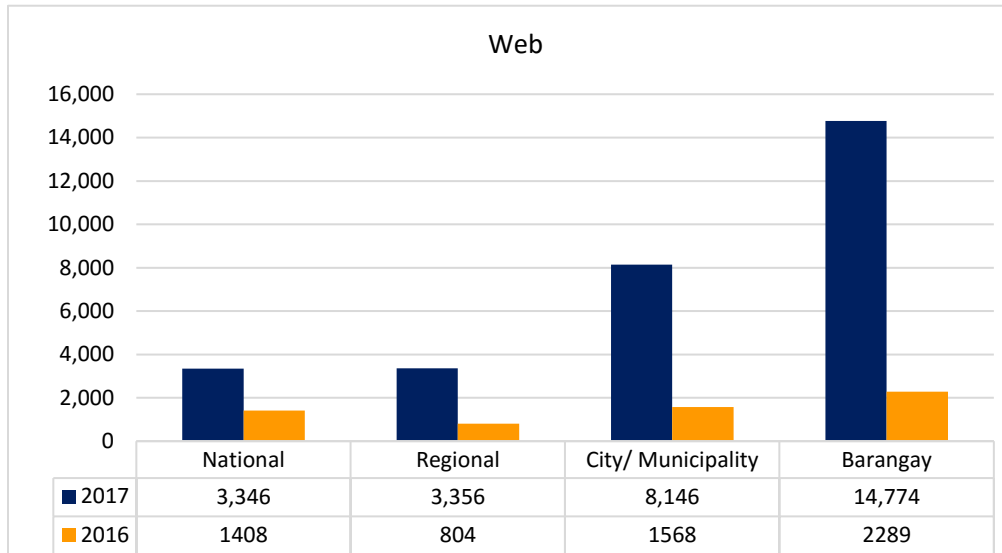
Business Name Registration by Type October 2017

Scope	2017								2016								% Change October 2017 VS October 2016
	Teller			Web			PBR	Grand Total	Teller			Web			PBR	Grand Total	
	New	Renewal	Total	New	Renewal	Total	New		New	Renewal	Total	New	Renewal	Total	New		
National	0	0	0	2977	369	3346	194	3,540	1,289	240	1,529	1331	77	1408	458	3,395	4%
Regional	0	0	0	2986	370	3356	187	3,543	1,403	273	1,676	733	71	804	639	3,119	14%
City/ Municipality	0	0	0	6,683	1,463	8146	571	8,717	3,682	1,140	4,822	1,344	224	1568	1,447	7,837	11%
Barangay	0	0	0	13,111	1,663	14774	928	15,702	7,282	1,246	8,528	2,047	242	2289	2,509	13,326	18%
Total	0	0	0	25,757	3,865	29,622	1,880	31,502	13,656	2,899	16,555	5,455	614	6,069	5,053	27,677	14%

There was a recorded increase from BN registration transactions of 14% this October 2017 in comparison with October 2016. It can be noticed that the barangay scope increased most with 18% from last year's record of 13,326 to 15,702 this month of October. In addition, there is a noticeable growth in business name registration since 2011 up to the present, shown in figure below. This can be attributed with the continuous program of the government (MSME) to encourage the Filipino citizens to start up their own business.

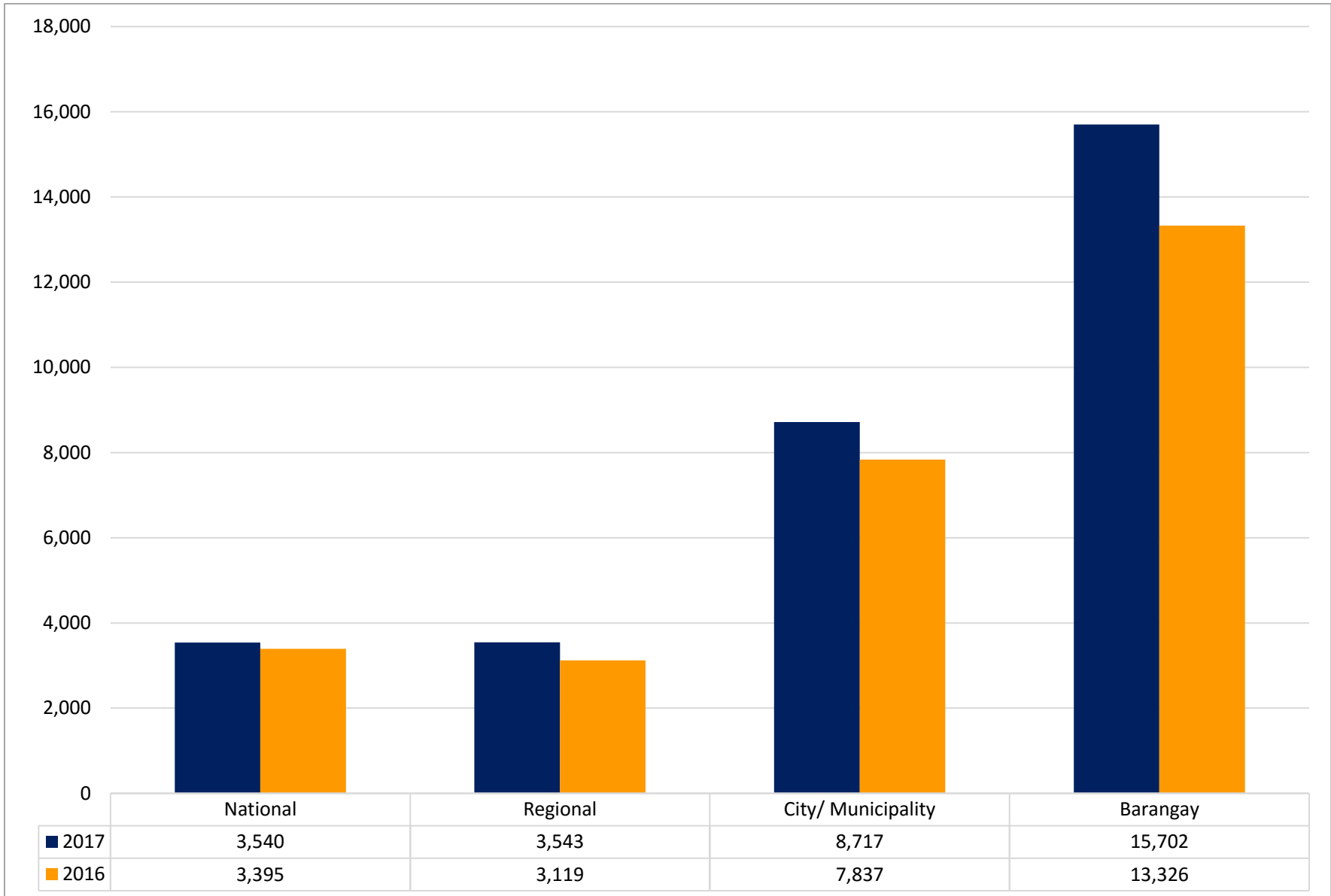


Business Name Registration by Source
October 2017 VS October 2016



Business Name Registration by Scope

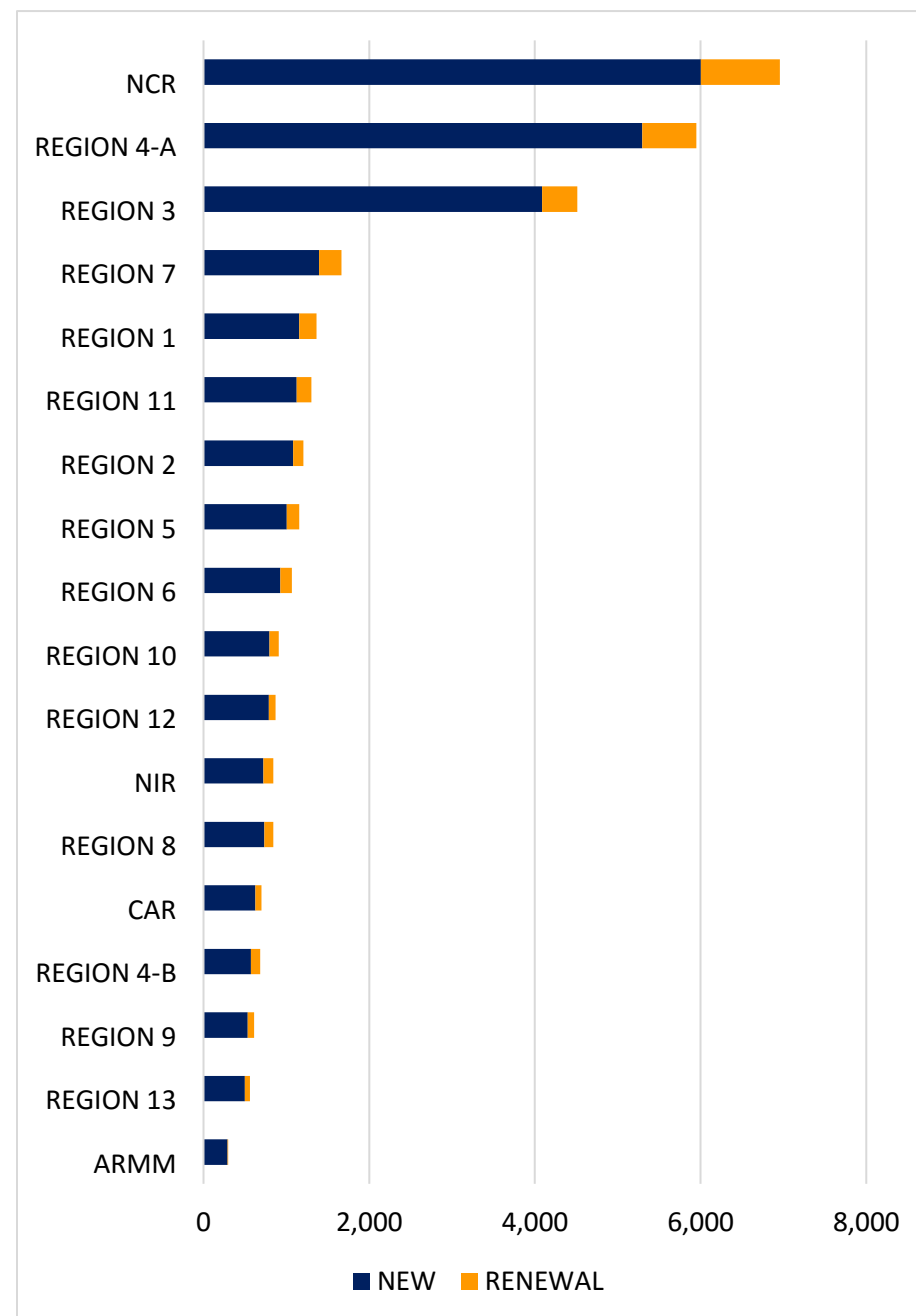
October 2017 VS October 2016



Business Name Registration by Region based on Owner's Address

October 2017

Owners Region	NEW	RENEWAL	Total	%Total
NATIONAL CAPITAL REGION (NCR)	6,005	953	6,958	16%
REGION 4-A (CALABARZON)	5,296	654	5,950	14%
REGION 3 (CENTRAL LUZON)	4,088	423	4,511	10%
REGION 7 (CENTRAL VISAYAS)	1,396	271	1,667	4%
REGION 1 (ILOCOS REGION)	1,156	209	1,365	3%
REGION 11 (DAVAO REGION)	1,124	179	1,303	3%
REGION 2 (CAGAYAN VALLEY)	1,083	122	1,205	3%
REGION 5 (BICOL REGION)	1,004	151	1,155	3%
REGION 6 (WESTERN VISAYAS)	927	141	1,068	2%
REGION 10 (NORTHERN MINDANAO)	796	114	910	2%
REGION 12 (SOCCSKSARGEN)	787	82	869	2%
NEGROS ISLAND REGION (NIR)	724	119	843	2%
REGION 8 (EASTERN VISAYAS)	733	109	842	2%
CORDILLERA ADMINISTRATIVE REGION (CAR)	625	76	701	2%
REGION 4-B (MIMAROPA)	571	114	685	2%
REGION 9 (ZAMBOANGA PENINSULA)	534	77	611	1%
REGION 13 (CARAGA)	498	64	562	1%
AUTONOMOUS REGION IN MUSLIM MINDANAO (ARMM)	290	7	297	1%
Total	27,637	3,865	31,502	73%

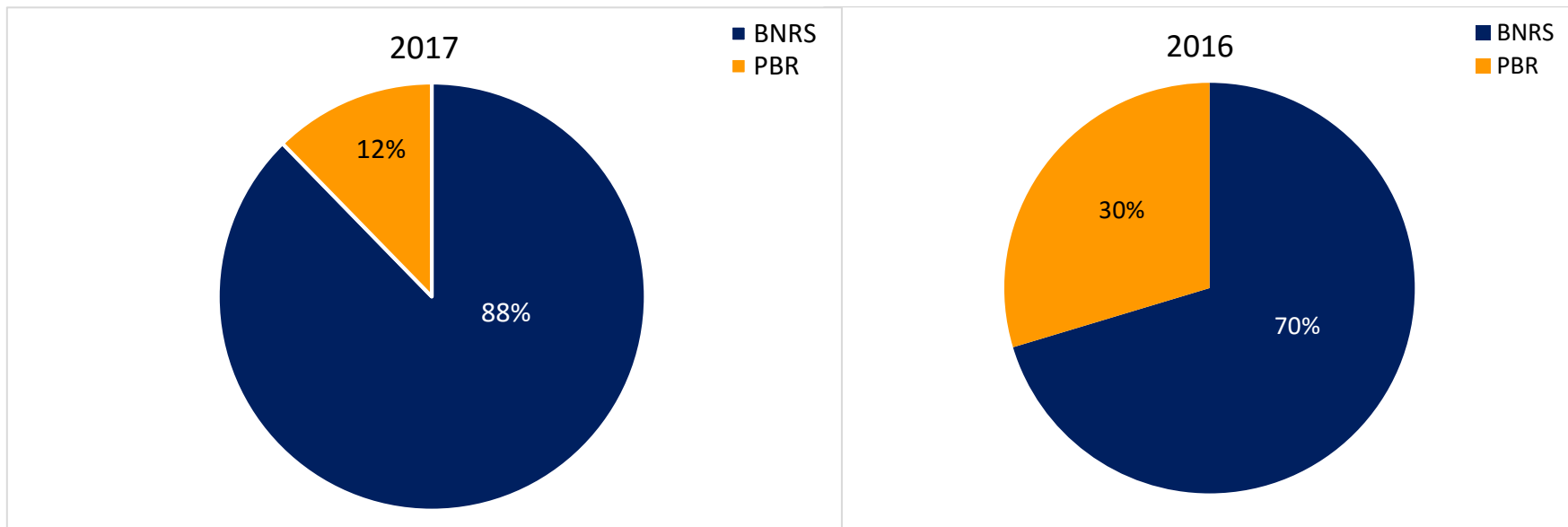


BNRS and PBR Ratio
October 2017 VS October 2016

* %BNRS VS %PBR	2017	2017%	2016	2016%
BNRS	27,627	88%	19,275	70%
PBR	3,875	12%	8,402	30%
TOTAL	31,502	100%	27,677	100%

**%BNRS VS %PBR = PBR new and with existing /TOTAL and BN new/TOTAL*

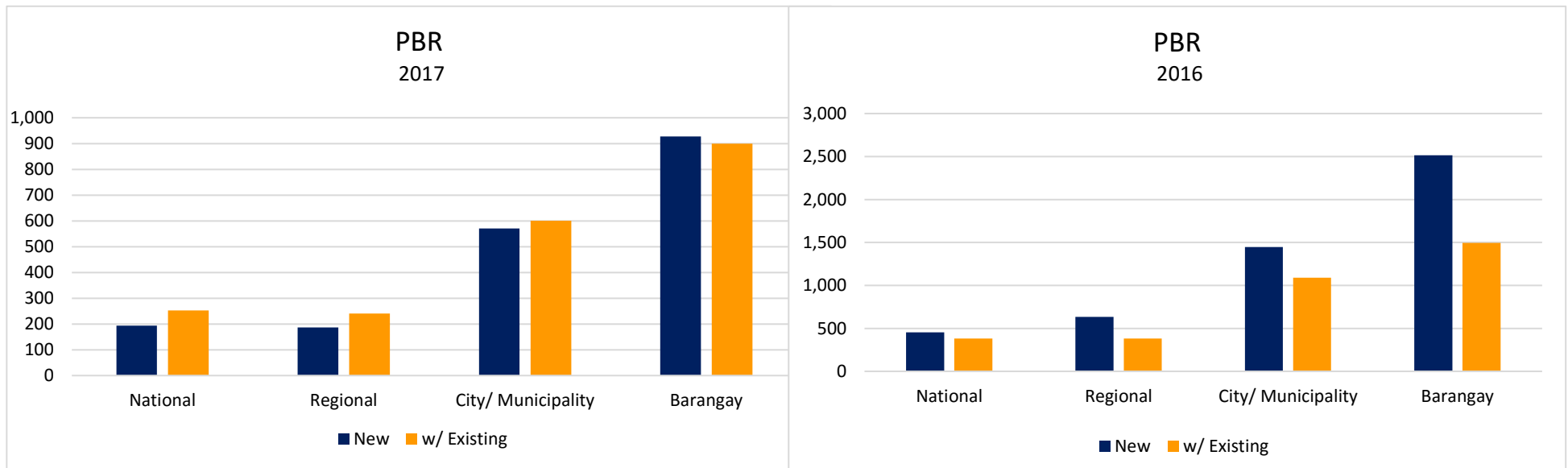
** BN new= New transactions though Web and Tellers*



Philippine Business Registration System (PBR) by Scope

October 2017 VS October 2016

Scope	2017			2016			% Change
	New	w/ Existing	Total	New	w/ Existing	Total	
National	194	253	447	455	382	837	-47%
Regional	187	241	428	635	381	1016	-58%
City/ Municipality	571	601	1,172	1447	1090	2537	-54%
Barangay	928	900	1,828	2516	1496	4012	-54%
Total	1,880	1,995	3,875	5,053	3,349	8,402	-54%



Business Registration Online Turnaround Time
October 2017

Turnaround time	Percentage
0-15 minutes	87%
16-30 minutes	3%
31-60 minutes and higher	10%
Total	100%

The chart shows the end-to-end transaction time of every business name registration in percent to total.

