

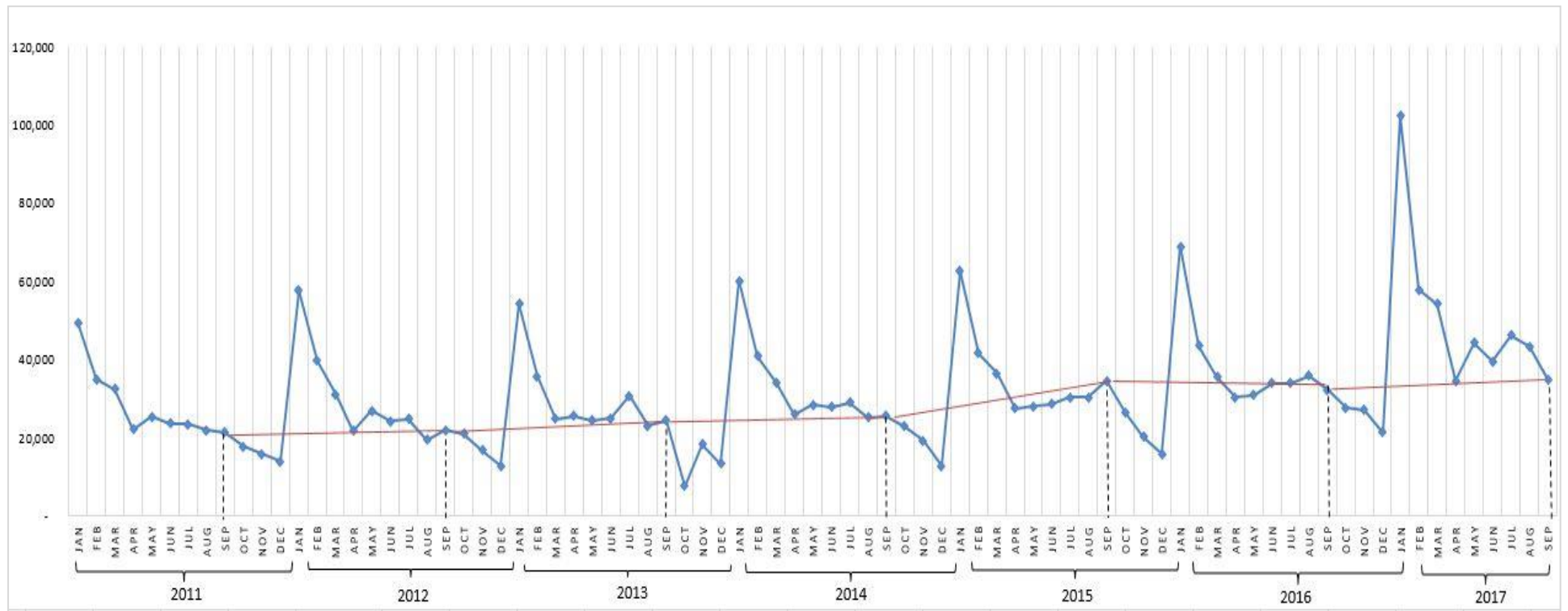


Monthly
Business Name
Registration
Statistical Report
September 2017

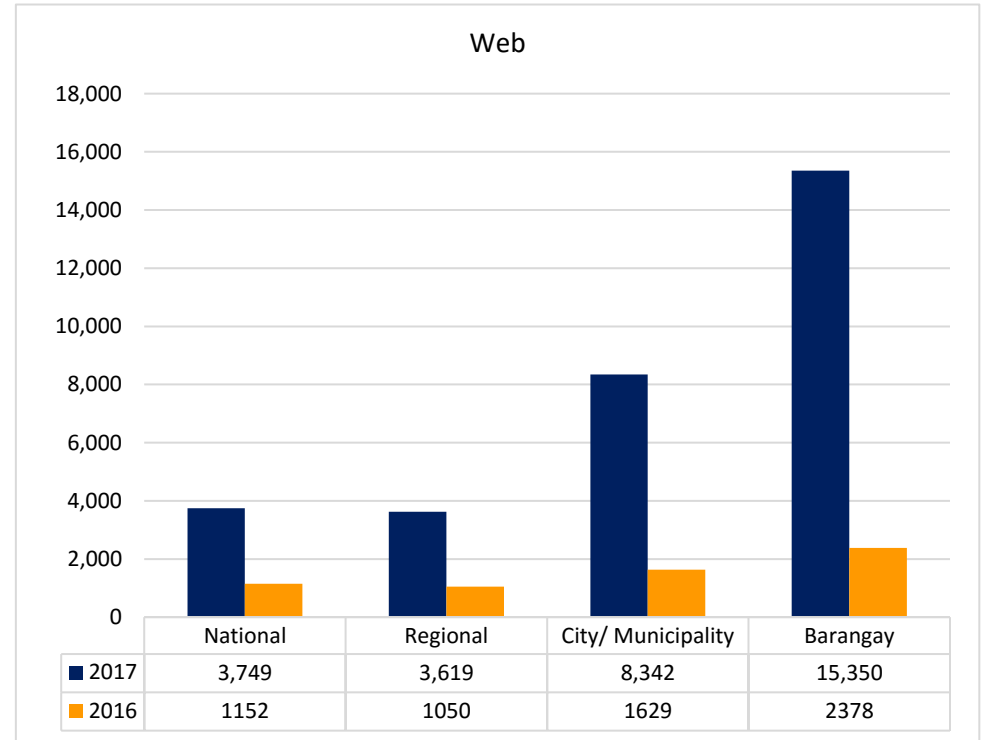
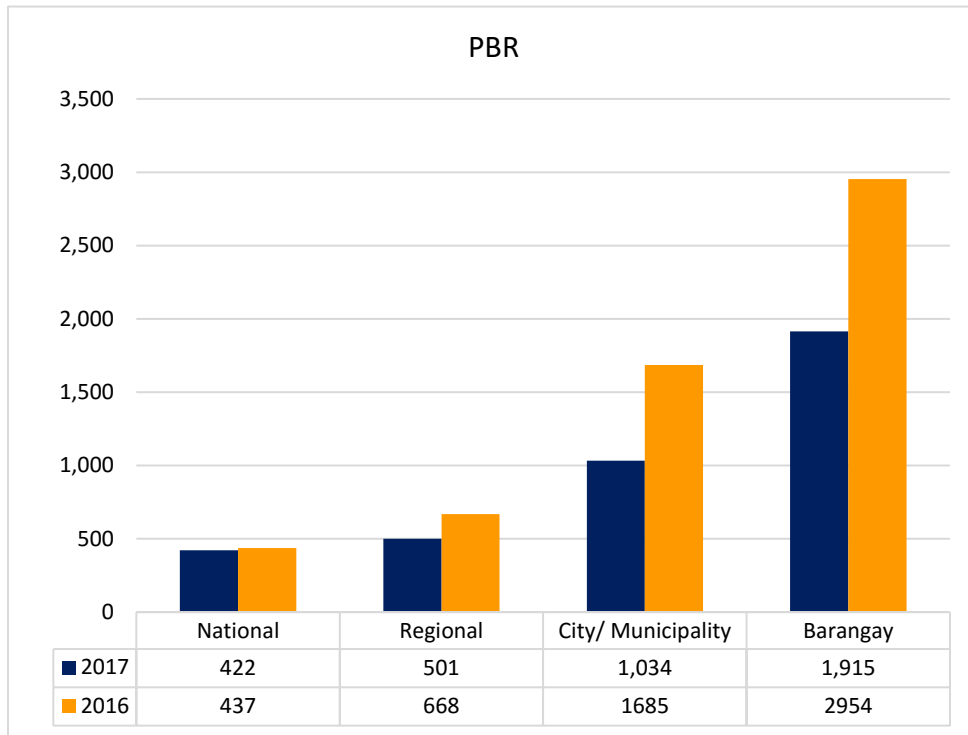
Business Name Registration by Type September 2017

Scope	2017					2016					% Change September 2017 VS September 2016
	Web			PBR	Grand Total	Web			PBR	Grand Total	
	New	Renewal	Total	New		New	Renewal	Total	New		
National	3376	373	3749	422	4,171	1069	83	1152	437	3,419	22%
Regional	3170	449	3619	501	4,120	976	74	1050	668	3,825	8%
City/ Municipality	6,822	1,520	8342	1,034	9,376	1,341	288	1629	1,685	9,254	1%
Barangay	13,609	1,741	15350	1,915	17,265	2,079	299	2378	2,954	15,772	9%
Total	26,977	4,083	31,060	3,872	34,932	5,465	744	6,209	5,744	32,270	8%

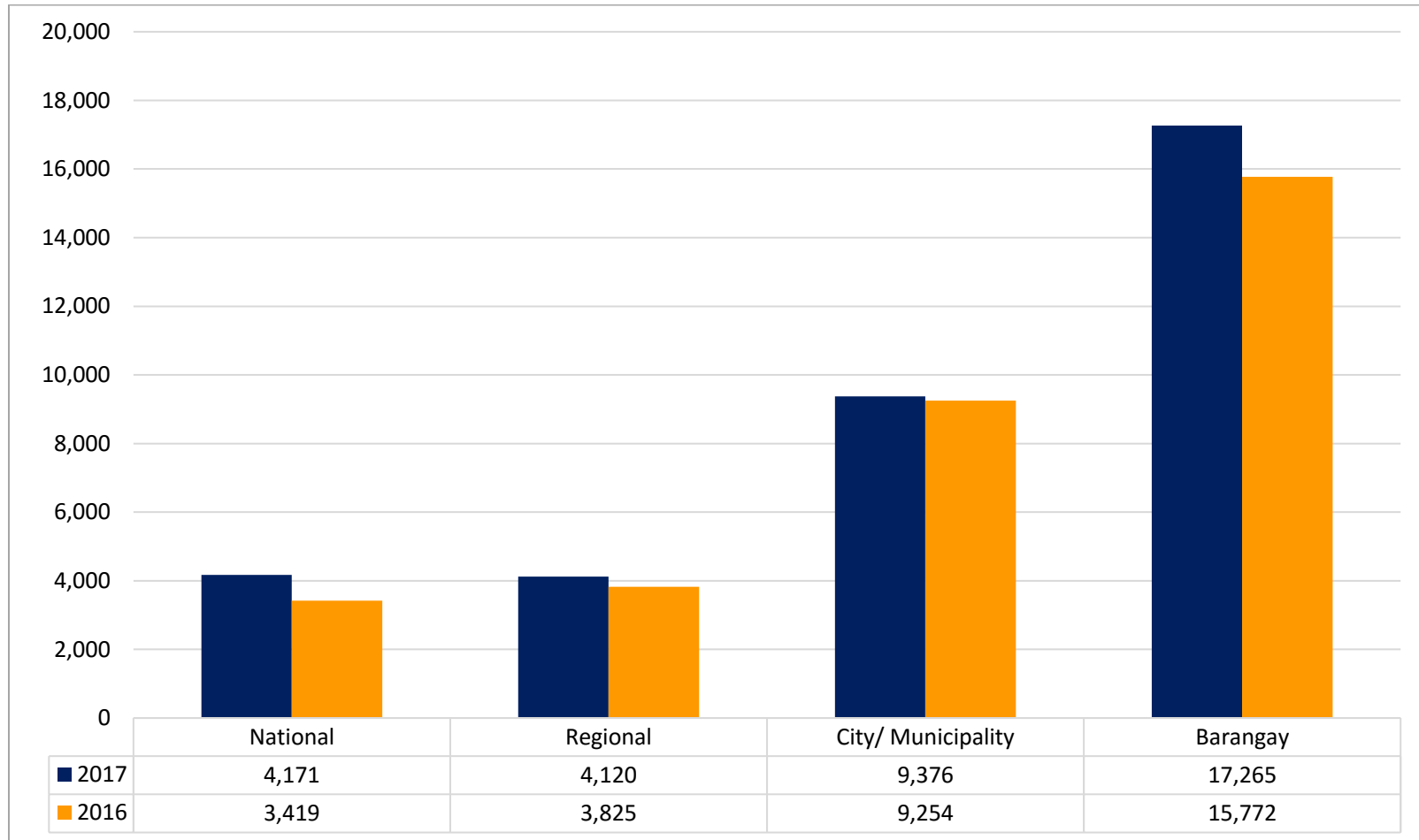
There was a recorded increase from BN registration transactions of 8% this September 2017 in comparison with September 2016. It can be noticed that the national scope increased most with 22% from last year's record of 3,419 to 4,171 this month of September. In addition, there is a noticeable growth in business name registration since 2011 up to the present, shown in figure below. This can be attributed with the continuous program of the government (MSME) to encourage the Filipino citizens to start up their own business.



Business Name Registration by Source
September 2017 VS September 2016

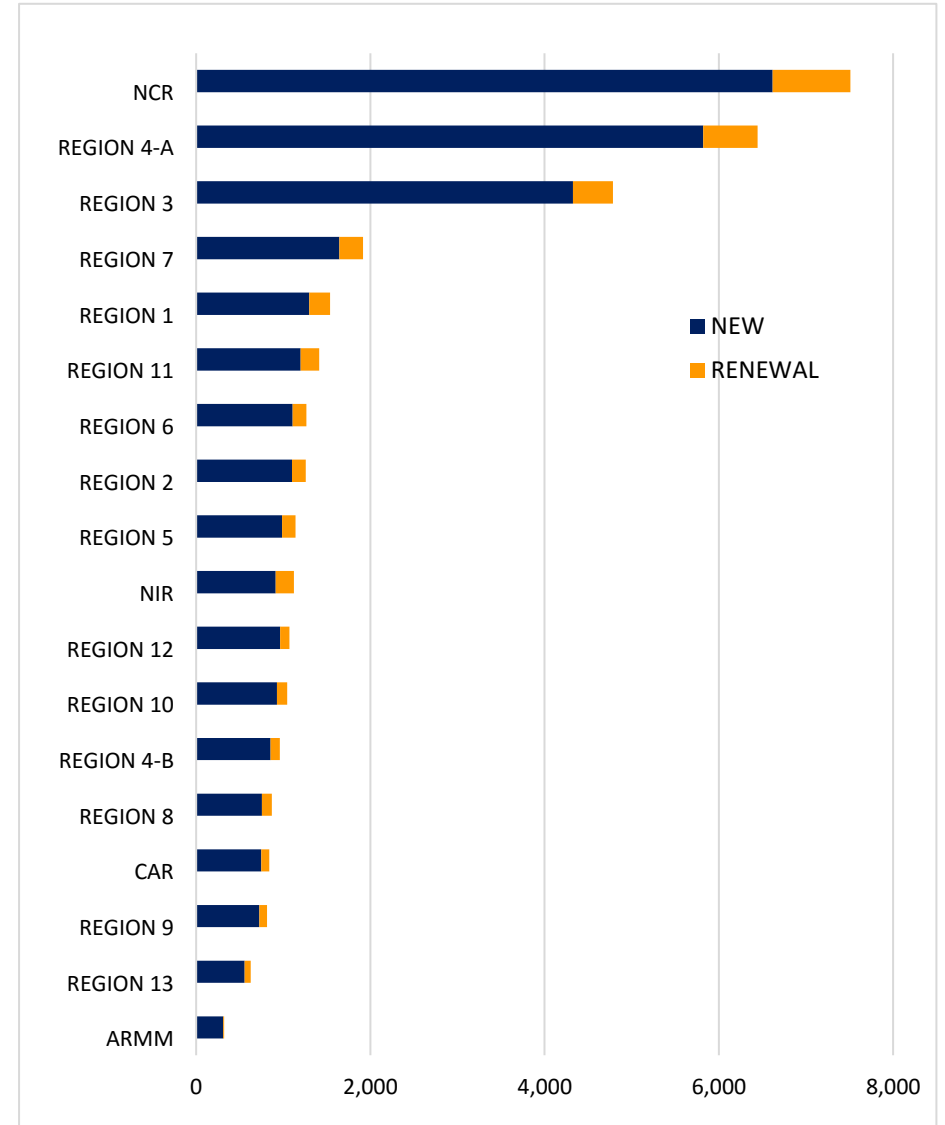


Business Name Registration by Scope
September 2017 VS September 2016



Business Name Registration by Region based on Owner's Address
September 2017

Owners Region	NEW	RENEWAL	Total	%Total
NATIONAL CAPITAL REGION (NCR)	6,619	890	7,509	17%
REGION 4-A (CALABARZON)	5,821	624	6,445	15%
REGION 3 (CENTRAL LUZON)	4,324	460	4,784	11%
REGION 7 (CENTRAL VISAYAS)	1,644	270	1,914	4%
REGION 1 (ILOCOS REGION)	1,299	237	1,536	4%
REGION 11 (DAVAO REGION)	1,199	213	1,412	3%
REGION 6 (WESTERN VISAYAS)	1,108	157	1,265	3%
REGION 2 (CAGAYAN VALLEY)	1,100	159	1,259	3%
REGION 5 (BICOL REGION)	988	153	1,141	3%
NEGROS ISLAND REGION (NIR)	911	213	1,124	3%
REGION 12 (SOCCSKSARGEN)	963	106	1,069	2%
REGION 10 (NORTHERN MINDANAO)	926	118	1,044	2%
REGION 4-B (MIMAROPA)	855	105	960	2%
REGION 8 (EASTERN VISAYAS)	754	116	870	2%
CORDILLERA ADMINISTRATIVE REGION (CAR)	746	92	838	2%
REGION 9 (ZAMBOANGA PENINSULA)	727	85	812	2%
REGION 13 (CARAGA)	556	72	628	1%
AUTONOMOUS REGION IN MUSLIM MINDANAO (ARMM)	309	13	322	1%
Total	30,849	4,083	34,932	100%

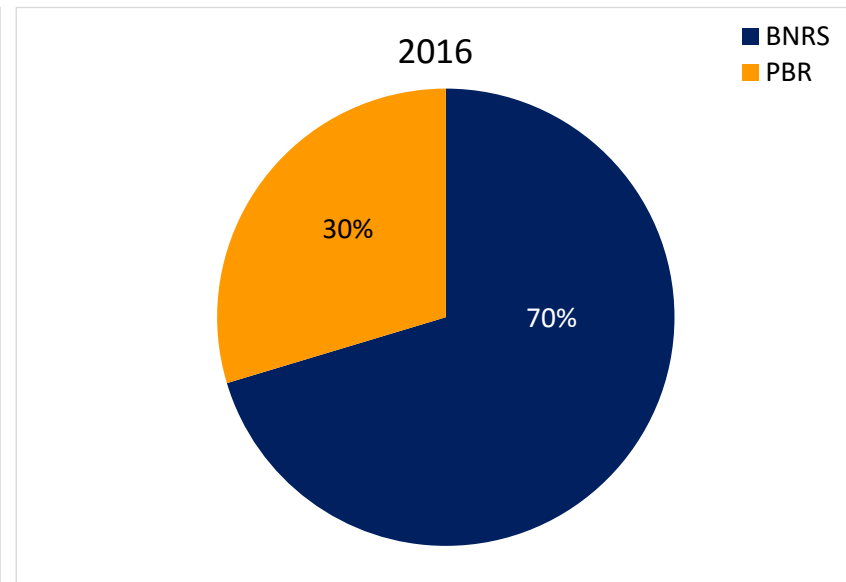
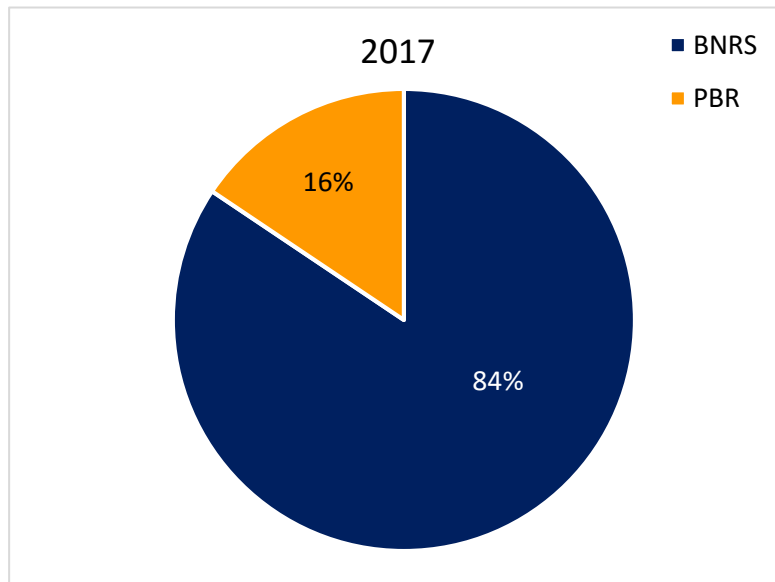


BNRS and PBR Ratio
September 2017 VS September 2016

* %BNRS VS %PBR	2017	2017%	2016	2016%
BNRS	29,485	84%	22,701	70%
PBR	5,447	16%	9,569	30%
TOTAL	46,218	100%	43,329	100%

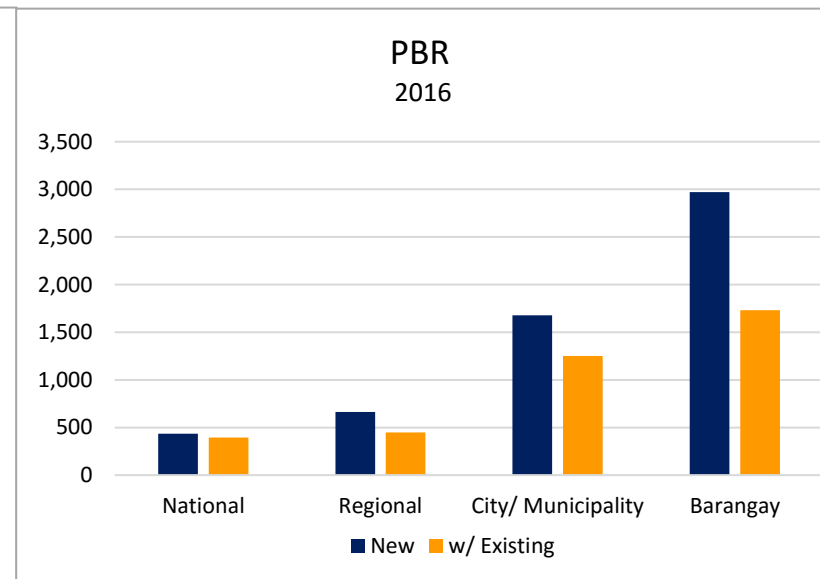
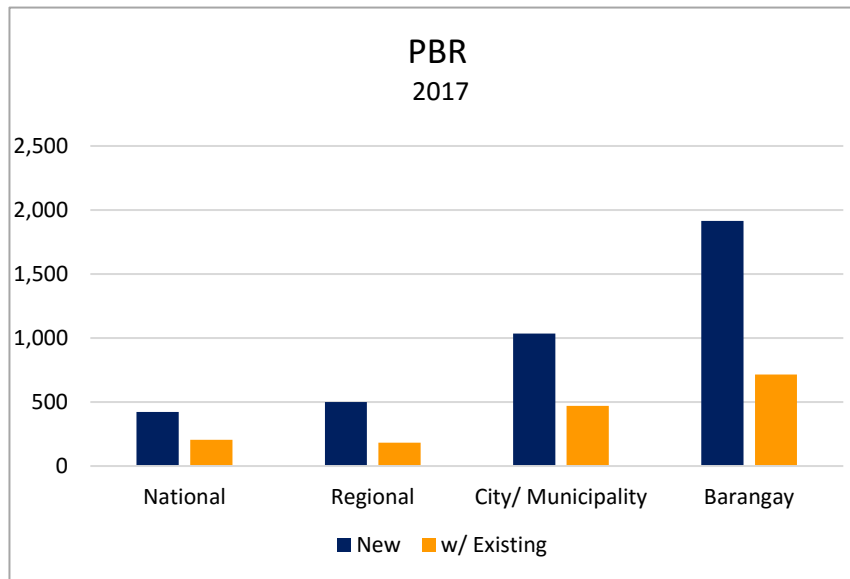
**%BNRS VS %PBR = PBR new and with existing /TOTAL and BN new/TOTAL*

** BN new= New transactions though Web and Tellers*



**Philippine Business Registration System (PBR) by Scope
September 2017 VS September 2016**

Scope	2017			2016			% Change
	New	w/ Existing	Total	New	w/ Existing	Total	
National	422	206	628	434	395	829	-24%
Regional	501	183	684	662	448	1,110	-38%
City/ Municipality	1,034	471	1,505	1,677	1,251	2,928	-49%
Barangay	1,915	715	2,630	2,971	1,731	4,702	-44%
Total	3,872	1,575	5,447	5,744	3,825	9,569	-43%



Business Registration Online Turnaround Time
September 2017

Turnaround time	Percentage
0-15 minutes	84%
16-30 minutes	3%
31-60 minutes and higher	13%
Total	100%

The chart shows the end-to-end transaction time of every business name registration in percent to total.

