

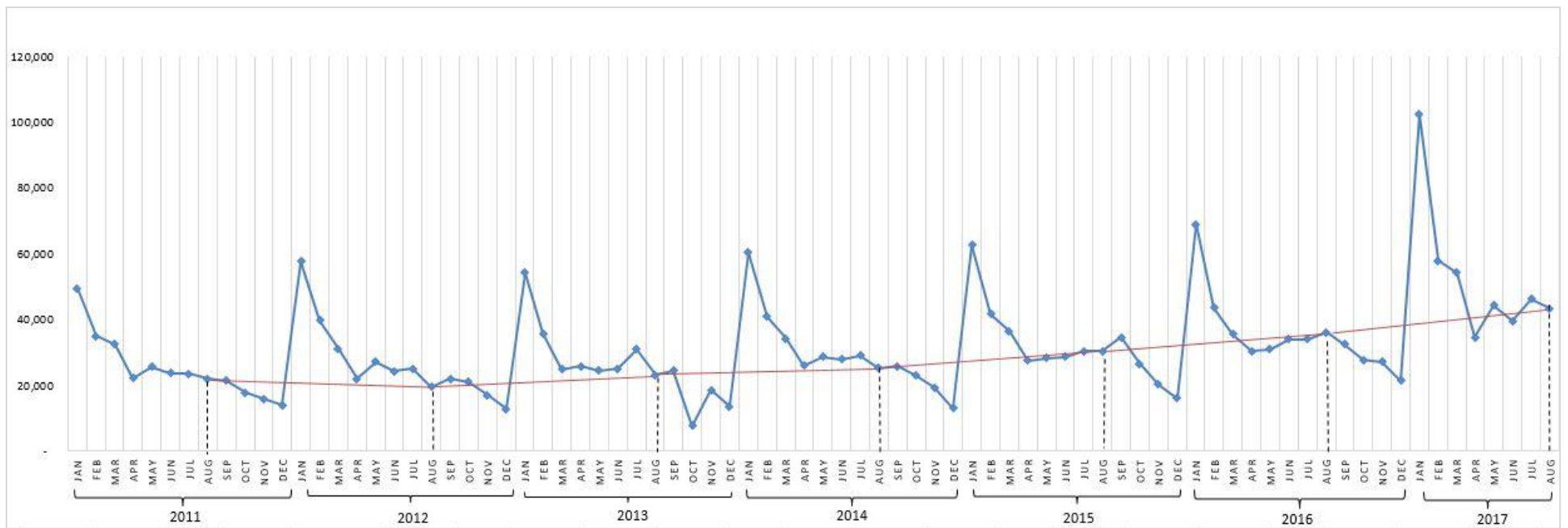


Monthly
Business Name
Registration
Statistical Report
August 2017

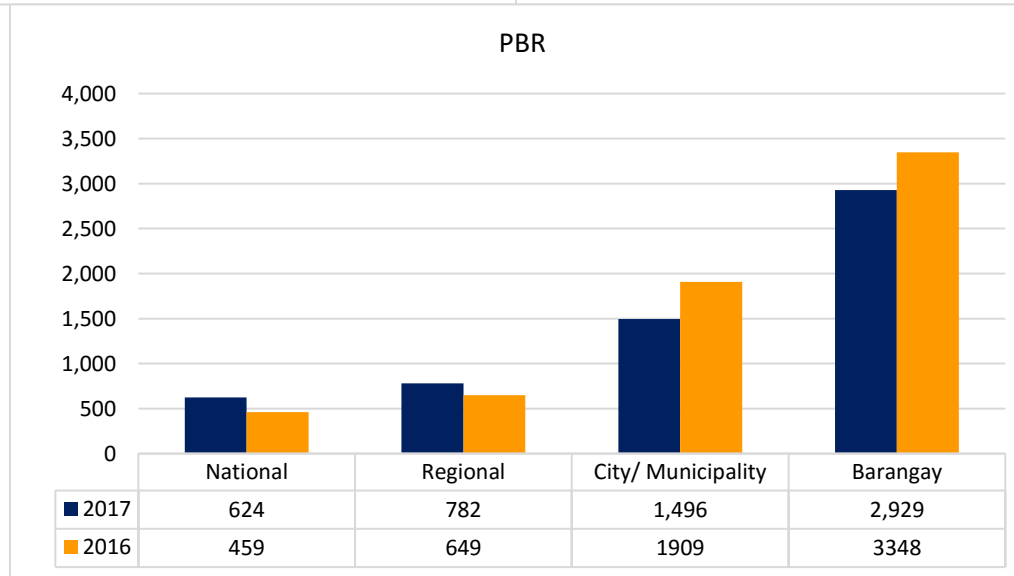
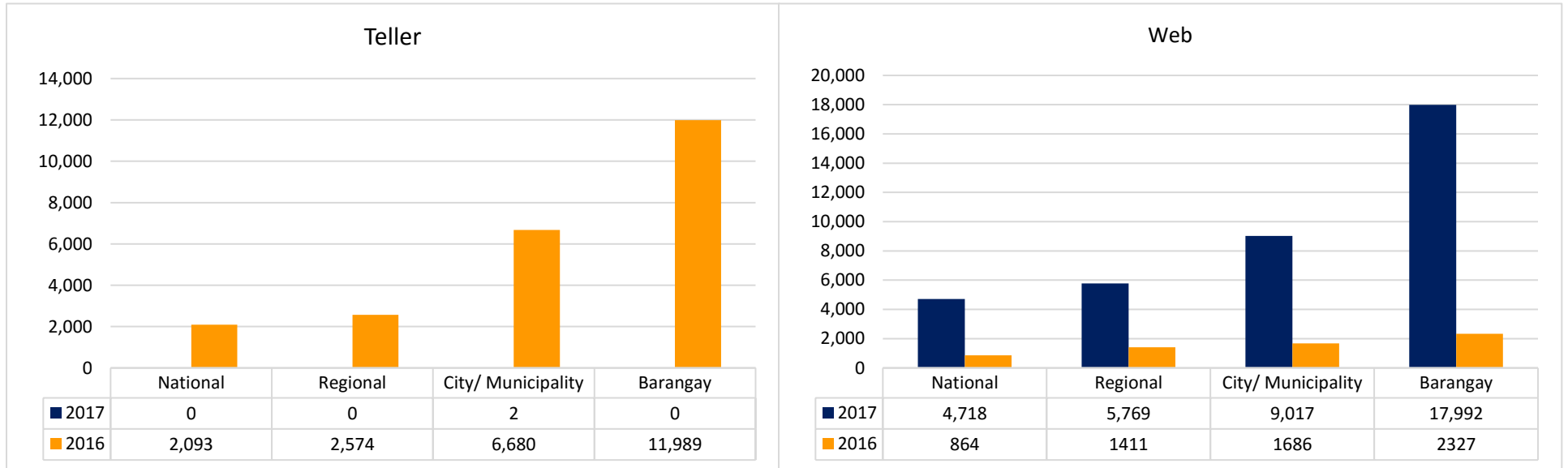
Business Name Registration by Type August 2017

Scope	2017								2016								% Change August 2017 VS August 2016
	Teller			Web			PBR	Grand Total	Teller			Web			PBR	Grand Total	
	New	Renewal	Total	New	Renewal	Total			New	Renewal	Total	New	Renewal	Total			
National	0	0	0	4261	457	4718	624	5,342	1,793	300	2,093	766	98	864	459	3,416	56%
Regional	0	0	0	5300	469	5769	782	6,551	2,222	352	2,574	1345	66	1411	649	4,634	41%
City/ Municipality	1	1	2	7,270	1,747	9017	1,496	10,515	5,206	1,474	6,680	1,421	265	1686	1,909	10,275	2%
Barangay	0	0	0	16,157	1,835	17992	2,929	20,921	10,417	1,572	11,989	2,063	264	2327	3,348	17,664	18%
Total	1	1	2	32,988	4,508	37,496	5,831	43,329	19,638	3,698	23,336	5,595	693	6,288	6,365	35,989	20%

There was a recorded increase from business name registration transactions of 20% this August 2017 in comparison with August 2016. It can be noticed that the national scope increased most with 56% from last year's record of 3,416 to 5,342 this month of August. In addition, there is a noticeable growth in business name registration since 2011 up to the present, shown in figure below. This can be attributed with the continuous program of the government (MSME) to encourage the Filipino citizens to start up their own business.

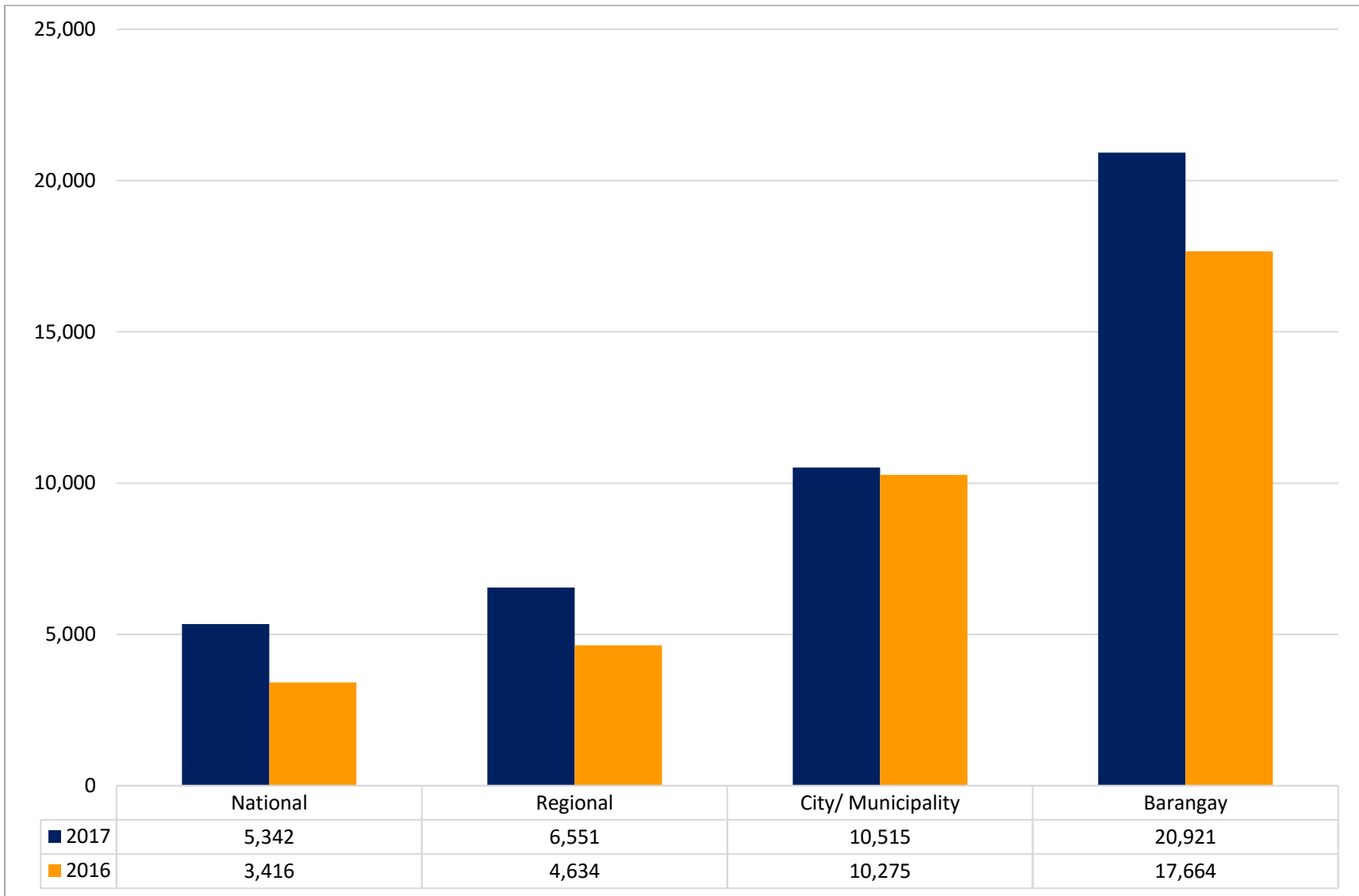


Business Name Registration by Source
August 2017 VS August 2016



Business Name Registration by Scope

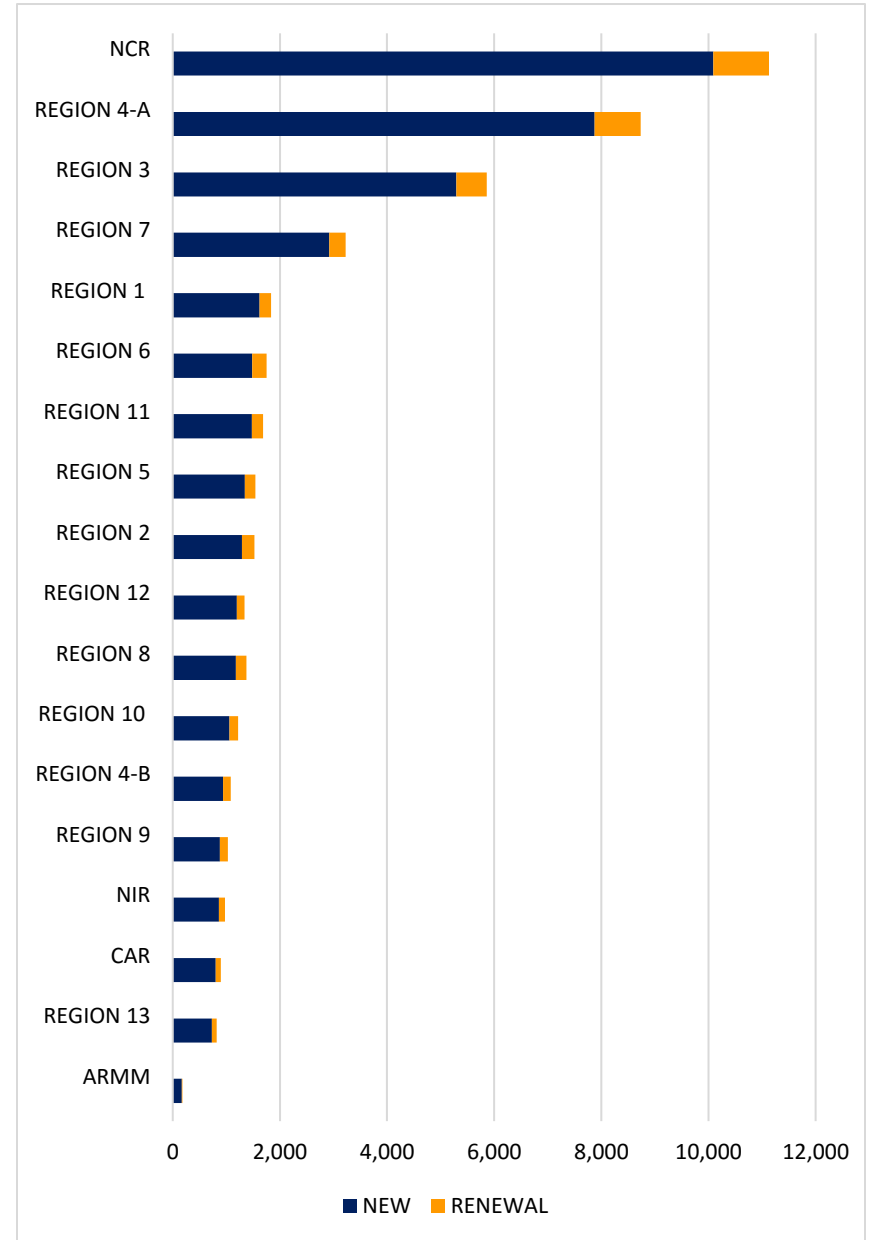
August 2017 VS August 2016



Business Name Registration by Region based on Owner's Address

August 2017

Owners Region	NEW	RENEWAL	Total	%Total
NATIONAL CAPITAL REGION (NCR)	9,461	1,034	10,495	24%
REGION 4-A (CALABARZON)	7,523	712	8,235	19%
REGION 3 (CENTRAL LUZON)	5,290	524	5,814	13%
REGION 7 (CENTRAL VISAYAS)	2,231	314	2,545	6%
REGION 1 (ILOCOS REGION)	1,428	244	1,672	4%
REGION 11 (DAVAO REGION)	1,470	192	1,662	4%
REGION 2 (CAGAYAN VALLEY)	1,290	198	1,488	3%
REGION 5 (BICOL REGION)	1,222	182	1,404	3%
REGION 6 (WESTERN VISAYAS)	1,233	157	1,390	3%
REGION 12 (SOCCSKSARGEN)	1,174	132	1,306	3%
NEGROS ISLAND REGION (NIR)	1,140	151	1,291	3%
REGION 10 (NORTHERN MINDANAO)	996	117	1,113	3%
REGION 8 (EASTERN VISAYAS)	954	135	1,089	3%
REGION 4-B (MIMAROPA)	889	137	1,026	2%
REGION 9 (ZAMBOANGA PENINSULA)	792	98	890	2%
CORDILLERA ADMINISTRATIVE REGION (CAR)	734	86	820	2%
REGION 13 (CARAGA)	678	85	763	2%
AUTONOMOUS REGION IN MUSLIM MINDANAO (ARMM)	315	11	326	1%
Total	38,820	4,509	43,329	100%

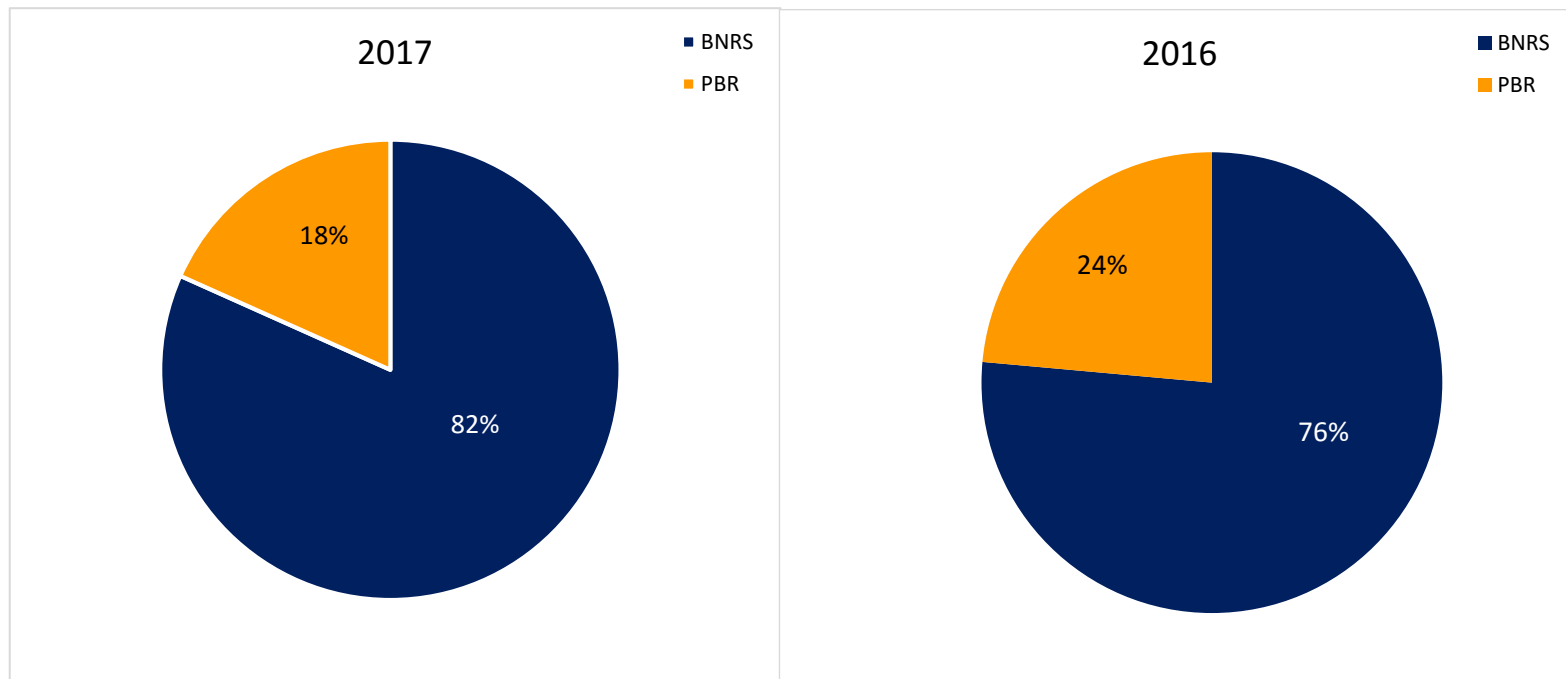


BNRS and PBR Ratio
August 2017 VS August 2016

* %BNRS VS %PBR	2017	2017%	2016	2016%
BNRS	37,757	82%	33,118	76%
PBR	8,461	18%	10,211	24%
TOTAL	46,218	100%	43,329	100%

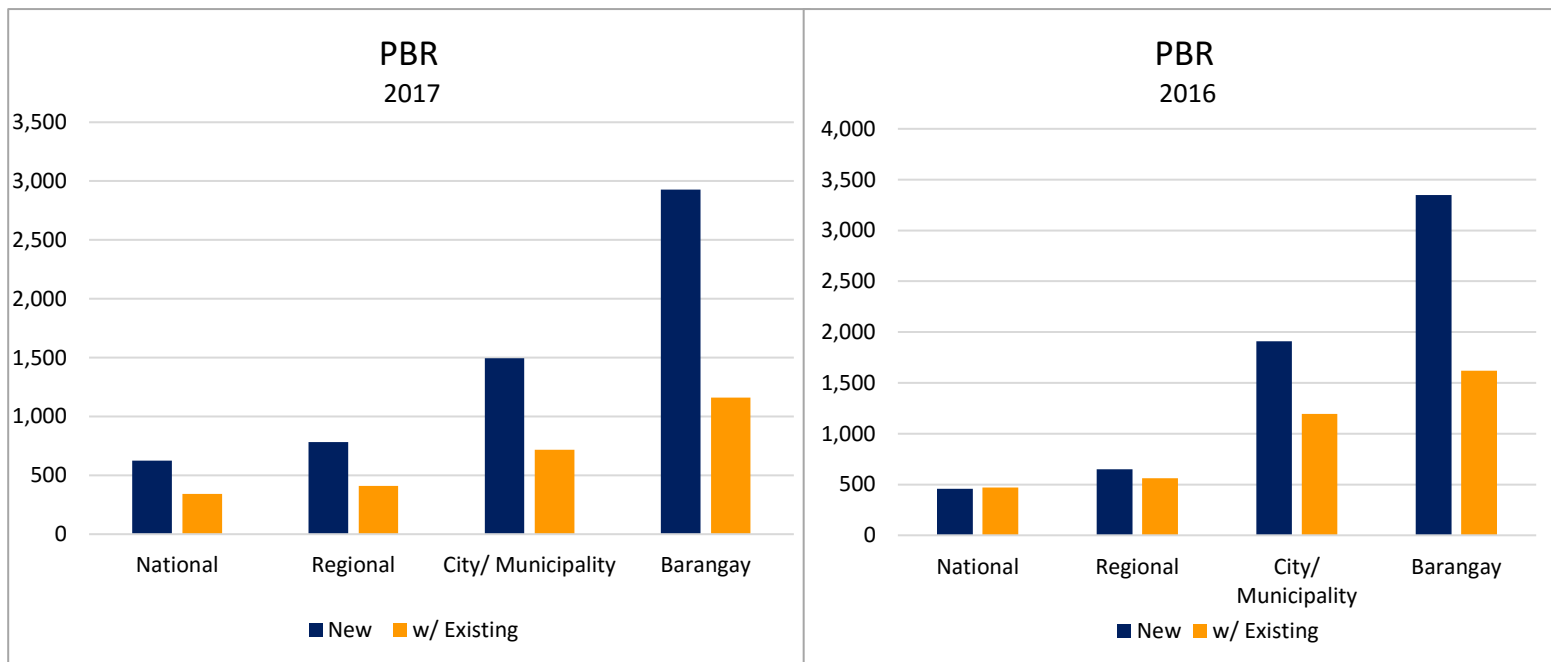
**%BNRS VS %PBR = PBR new and with existing /TOTAL and BN new/TOTAL*

** BN new= New transactions though Web and Tellers*



**Philippine Business Registration System (PBR) by Scope
August 2017 VS August 2016**

Scope	2017			2016			% Change
	New	w/ Existing	Total	New	w/ Existing	Total	
National	624	343	967	459	471	930	4%
Regional	782	409	1,191	649	561	1210	-2%
City/ Municipality	1496	718	2,214	1909	1193	3102	-29%
Barangay	2929	1160	4,089	3348	1621	4969	-18%
Total	5,831	2,630	8,461	6,365	3,846	10,211	-17%



Business Registration Online Turnaround Time

August 2017

Turnaround time	Percentage
0-15 minutes	84%
16-30 minutes	3%
31-60 minutes and higher	13%
Total	100%

The chart shows the end-to-end transaction time of every business name registration in percent to total.

