

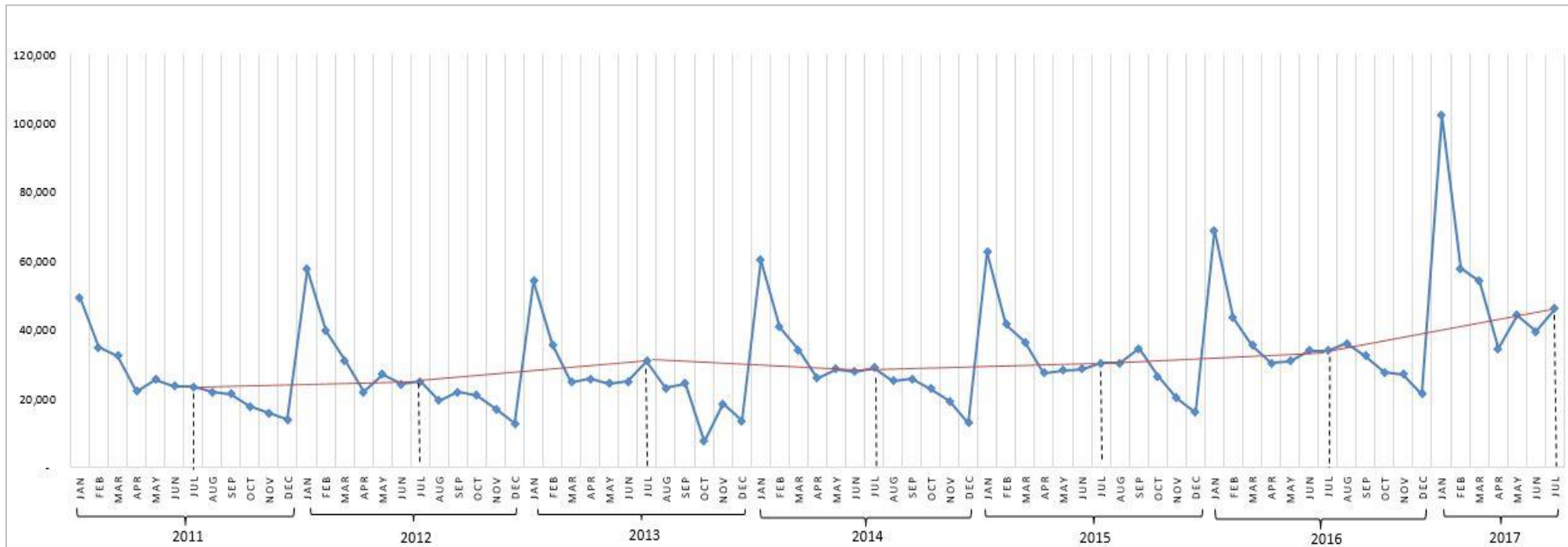


Monthly  
Business Name  
Registration  
Statistical Report  
July 2017

### Business Name Registration by Type July 2017

Scope	2017								2016								% Change June 2017 VS June 2016
	Teller			Web			PBR	Grand Total	Teller			Web			PBR	Grand Total	
	New	Renewal	Total	New	Renewal	Total	New		New	Renewal	Total	New	Renewal	Total	New		
National	6	2	8	4143	466	4609	745	5362	1588	340	1928	620	92	712	485	315	72%
Regional	7	1	8	6344	537	6881	1458	8347	2155	407	2562	1149	74	1223	683	4468	87%
City/ Municipality	16	5	21	6917	1811	8728	2027	10776	5025	1581	6606	1265	227	1492	1893	9991	8%
Barangay	47	3	50	15580	2182	17762	3921	21733	9377	1800	11177	1750	251	2001	3290	16468	32%
<b>Total</b>	<b>76</b>	<b>11</b>	<b>87</b>	<b>32984</b>	<b>4996</b>	<b>37980</b>	<b>8151</b>	<b>46218</b>	<b>18145</b>	<b>4128</b>	<b>22273</b>	<b>4784</b>	<b>644</b>	<b>5428</b>	<b>6351</b>	<b>34052</b>	<b>36%</b>

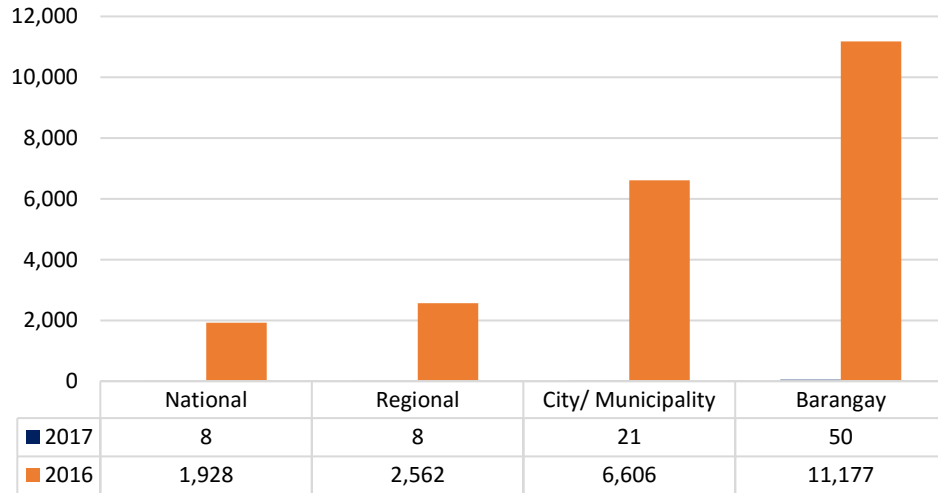
There was a recorded increase from business name registration transactions of 36% this July 2017 in comparison with July 2016. It can be noticed that the barangay scope increased most with 32% from last year's record of 16,468 to 21,733 this month of July. In addition, there is a noticeable growth in business name registration since 2011 up to the present, shown in figure below. This can be attributed with the continuous program of the government (MSME) to encourage the Filipino citizens to start up their own business.



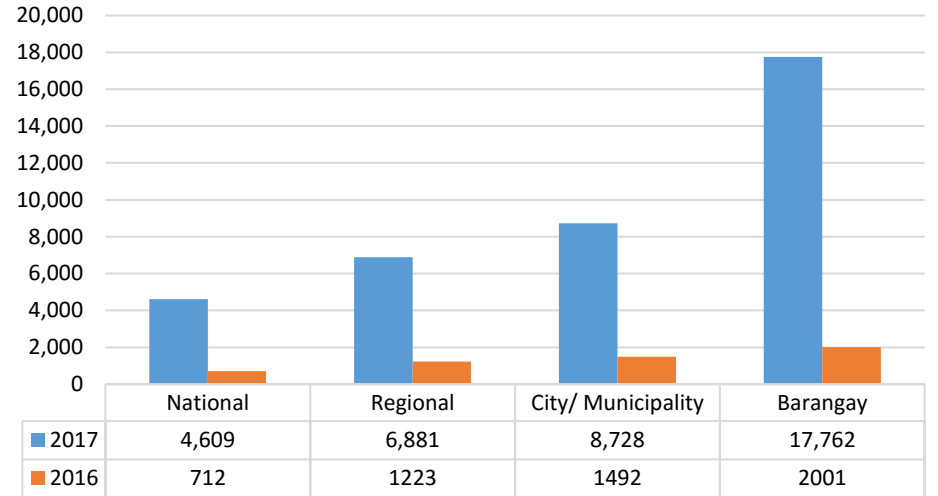
## Business Name Registration by Source

July 2017 VS July 2016

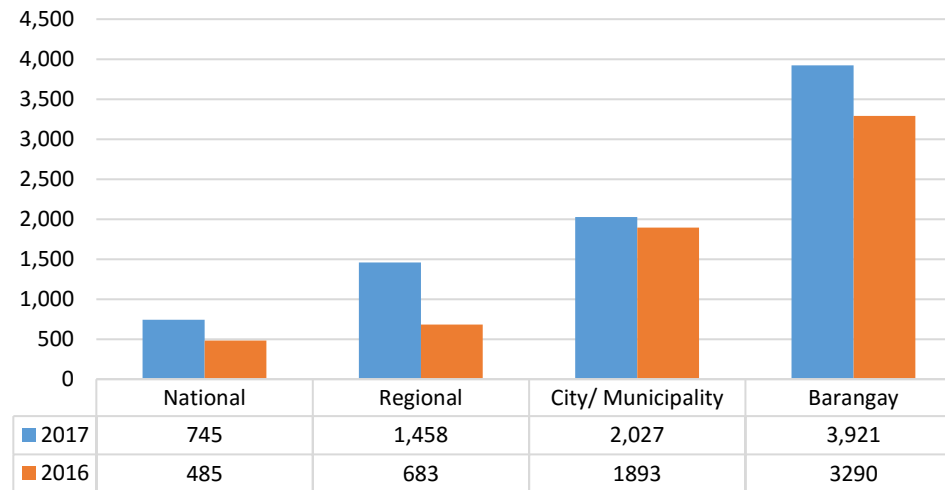
### Teller



### Web

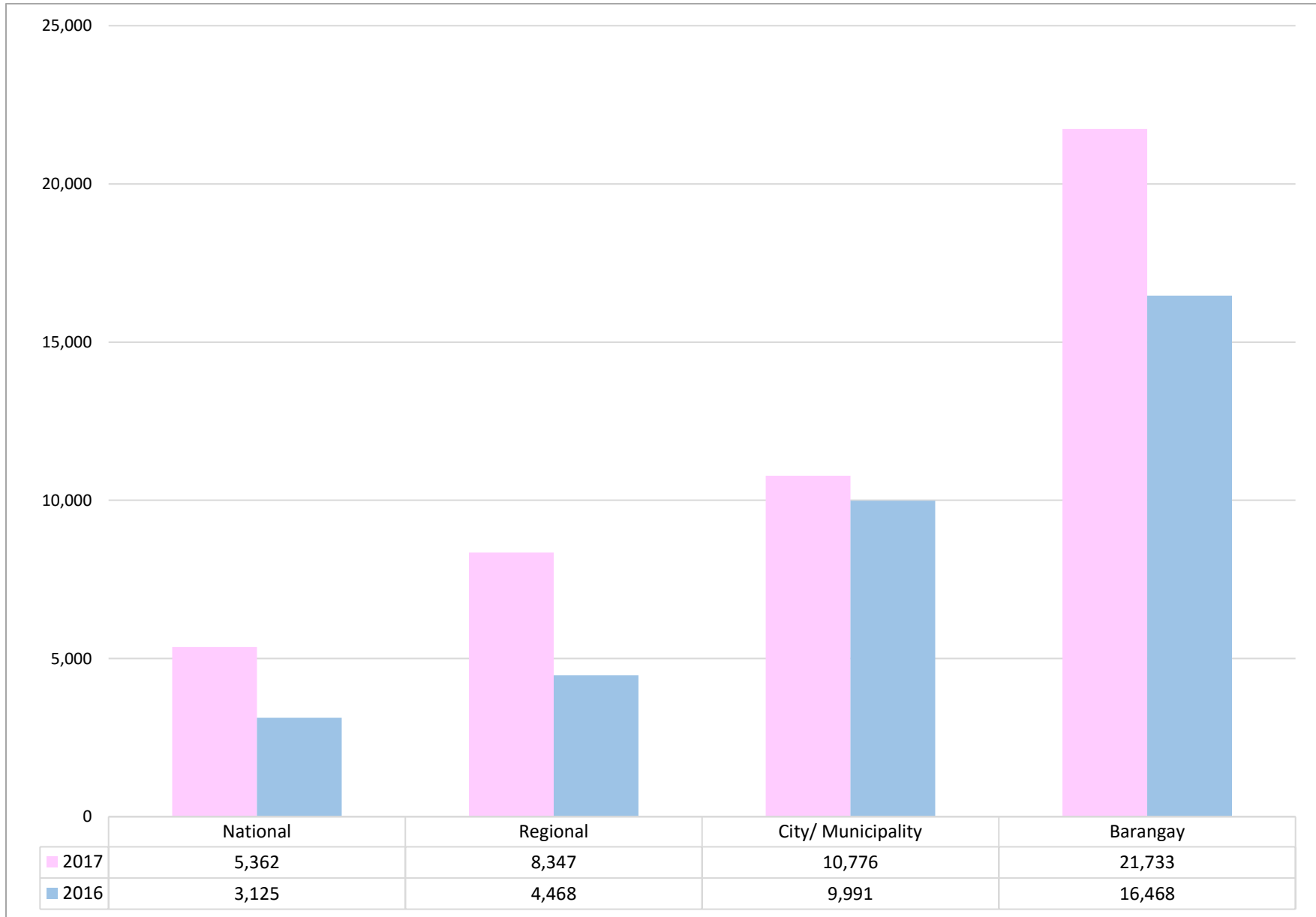


### PBR



### Business Name Registration by Scope

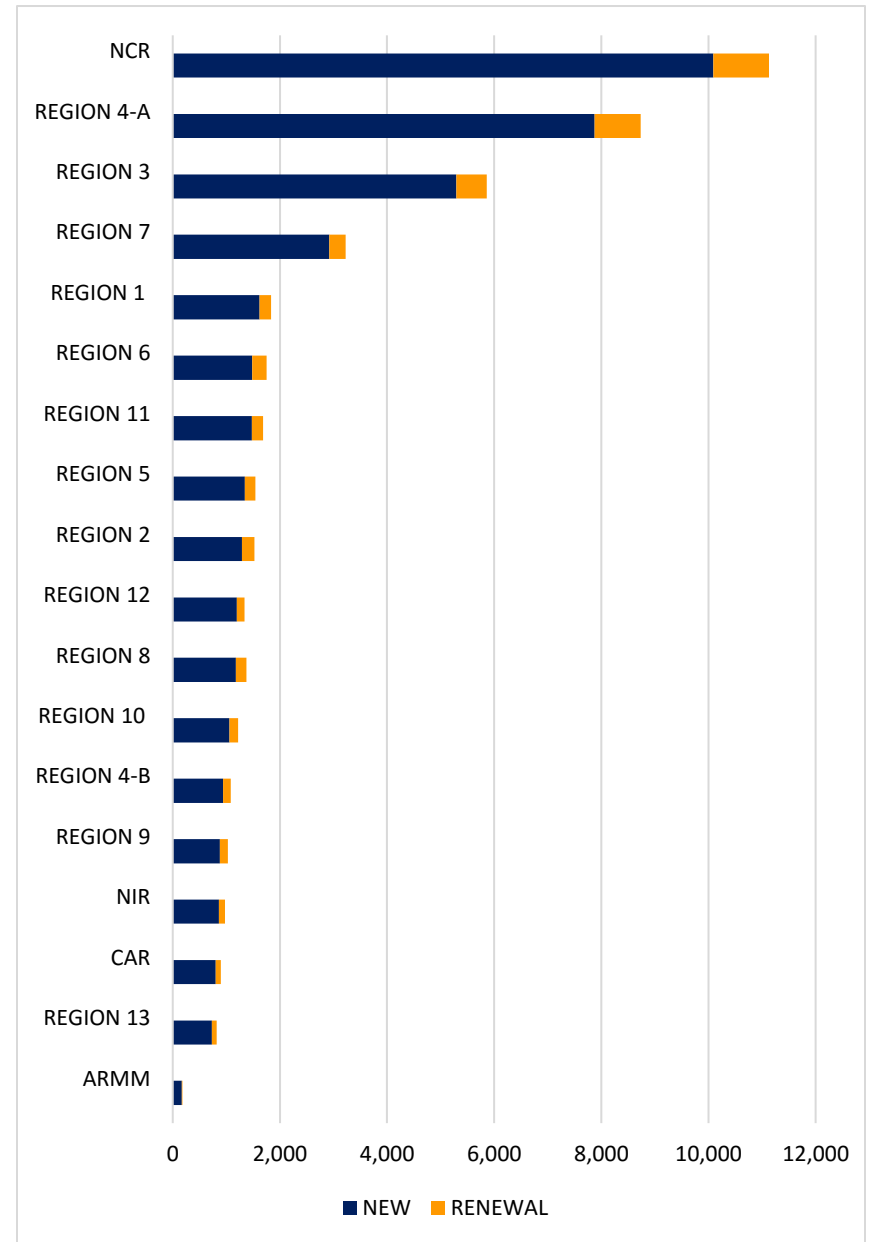
July 2017 VS 2016



### Business Name Registration by Region based on Owner's Address

July 2017

Owners Region	NEW	RENEWAL	Total	%Total
NATIONAL CAPITAL REGION (NCR)	10,088	1,043	11,131	<b>24%</b>
REGION 4-A (CALABARZON)	7,874	863	8,737	<b>19%</b>
REGION 3 (CENTRAL LUZON)	5,293	568	5,861	<b>13%</b>
REGION 7 (CENTRAL VISAYAS)	2,923	306	3,229	<b>7%</b>
REGION 11 (DAVAO REGION)	1,622	212	1,834	<b>4%</b>
REGION 1 (ILOCOS REGION)	1,483	266	1,749	<b>4%</b>
REGION 2 (CAGAYAN VALLEY)	1,477	209	1,686	<b>4%</b>
REGION 6 (WESTERN VISAYAS)	1,347	197	1,544	<b>3%</b>
REGION 5 (BICOL REGION)	1,293	231	1,524	<b>3%</b>
NEGROS ISLAND REGION (NIR)	1,177	197	1,374	<b>3%</b>
REGION 12 (SOCCSKSARGEN)	1,194	147	1,341	<b>3%</b>
REGION 10 (NORTHERN MINDANAO)	1,060	160	1,220	<b>3%</b>
REGION 4-B (MIMAROPA)	939	146	1,085	<b>2%</b>
REGION 8 (EASTERN VISAYAS)	878	149	1,027	<b>2%</b>
CORDILLERA ADMINISTRATIVE REGION (CAR)	864	109	973	<b>2%</b>
REGION 9 (ZAMBOANGA PENINSULA)	799	101	900	<b>2%</b>
REGION 13 (CARAGA)	732	89	821	<b>2%</b>
AUTONOMOUS REGION IN MUSLIM MINDANAO (ARMM)	168	14	182	<b>0%</b>
<b>Total</b>	<b>41,211</b>	<b>5,007</b>	<b>46,218</b>	<b>100%</b>

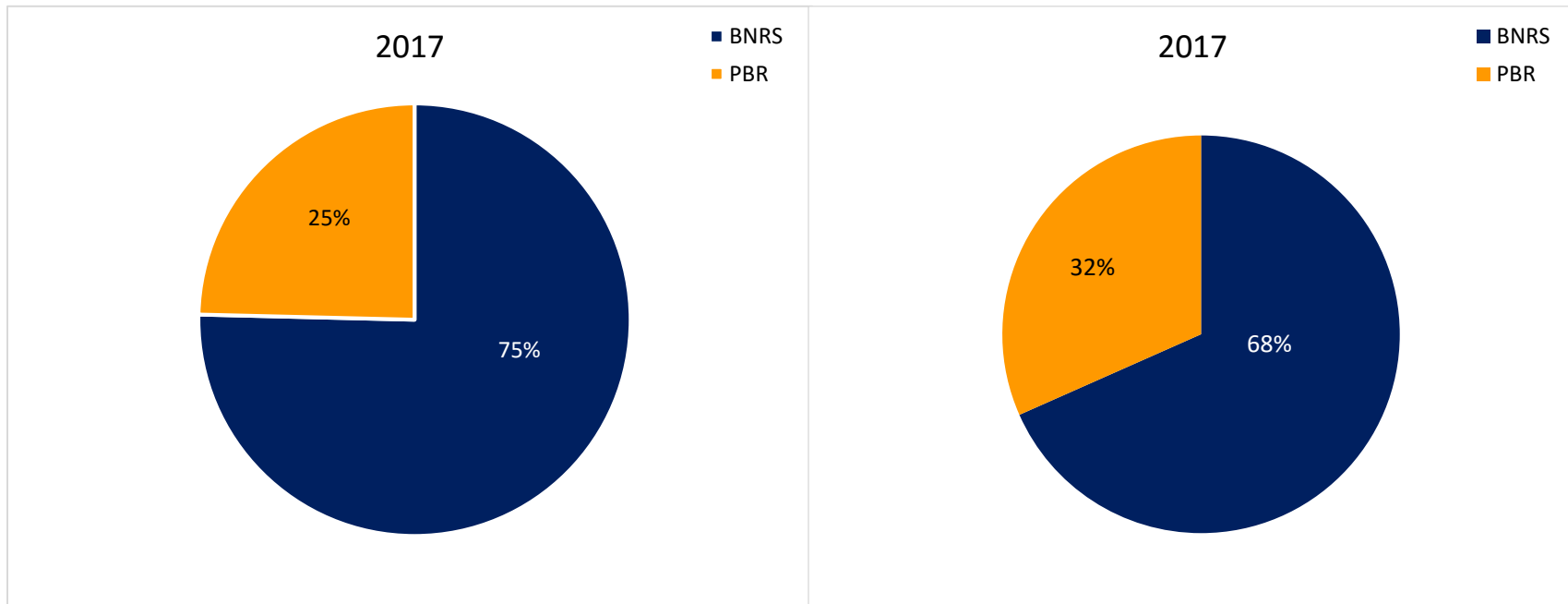


**BNRS and PBR Ratio**  
July 2017 VS July 2016

* %BNRS VS %PBR	2017	2017%	2016	2016%
<b>BNRS</b>	<b>34,840</b>	75%	<b>23,279</b>	68%
<b>PBR</b>	<b>11,378</b>	25%	<b>10,773</b>	32%
<b>TOTAL</b>	<b>46,218</b>	<b>100%</b>	<b>34,052</b>	<b>100%</b>

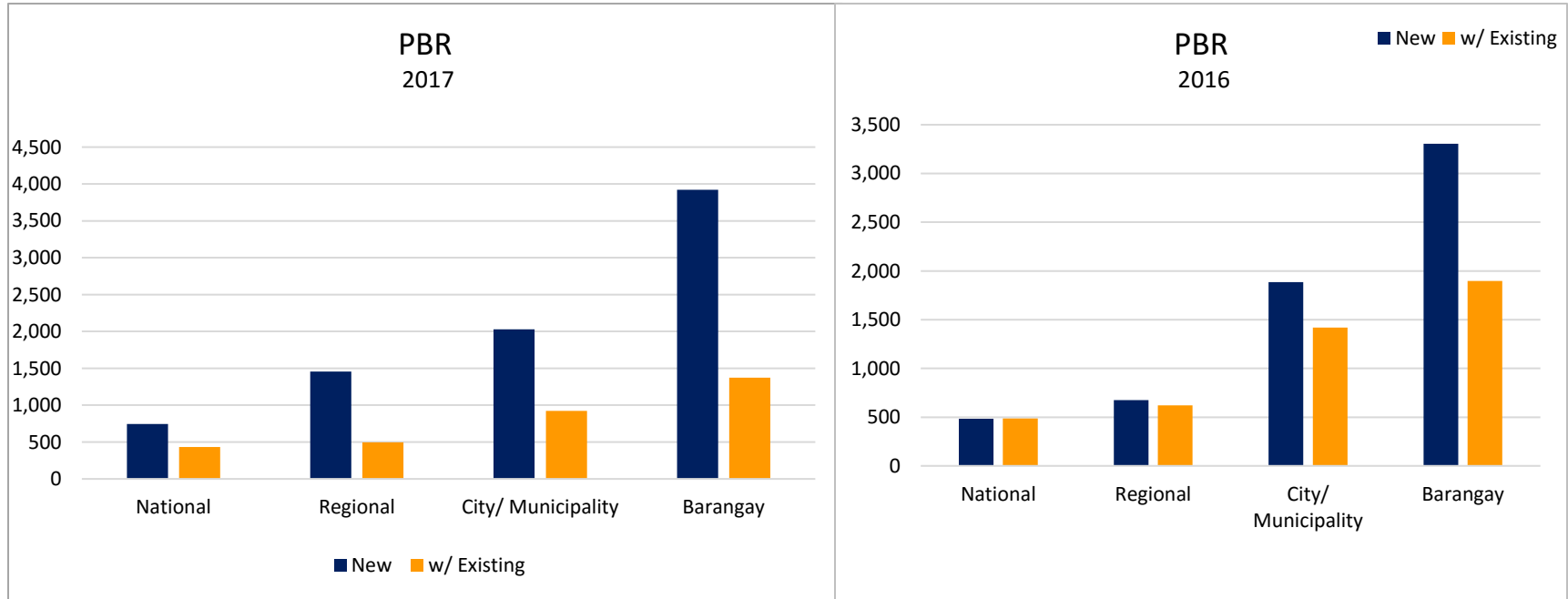
*\*%BNRS VS %PBR = PBR new and with existing /TOTAL and BN new/TOTAL*

*\* BN new= New transactions though Web and Tellers*



**Philippine Business Registration System (PBR) by Scope  
July 2017 VS July 2016**

Scope	2017			2016			% Change
	New	w/ Existing	Total	New	w/ Existing	Total	
National	745	434	1,179	485	486	971	21%
Regional	1458	497	1,955	675	621	1296	51%
City/ Municipality	2027	921	2,948	1885	1419	3304	-11%
Barangay	3921	1375	5,296	3306	1896	5202	2%
<b>Total</b>	<b>8,151</b>	<b>3,227</b>	<b>11,378</b>	<b>6,351</b>	<b>4,422</b>	<b>10,773</b>	<b>6%</b>



### Business Registration Online Turnaround Time

July 2017

July	% over Total
15 min. and less	84%
16-30 minutes	2%
31-45 minutes	13%
<b>Total</b>	<b>100%</b>

*The chart shows the end-to-end transaction time of every business name registration in percent to total.*

