

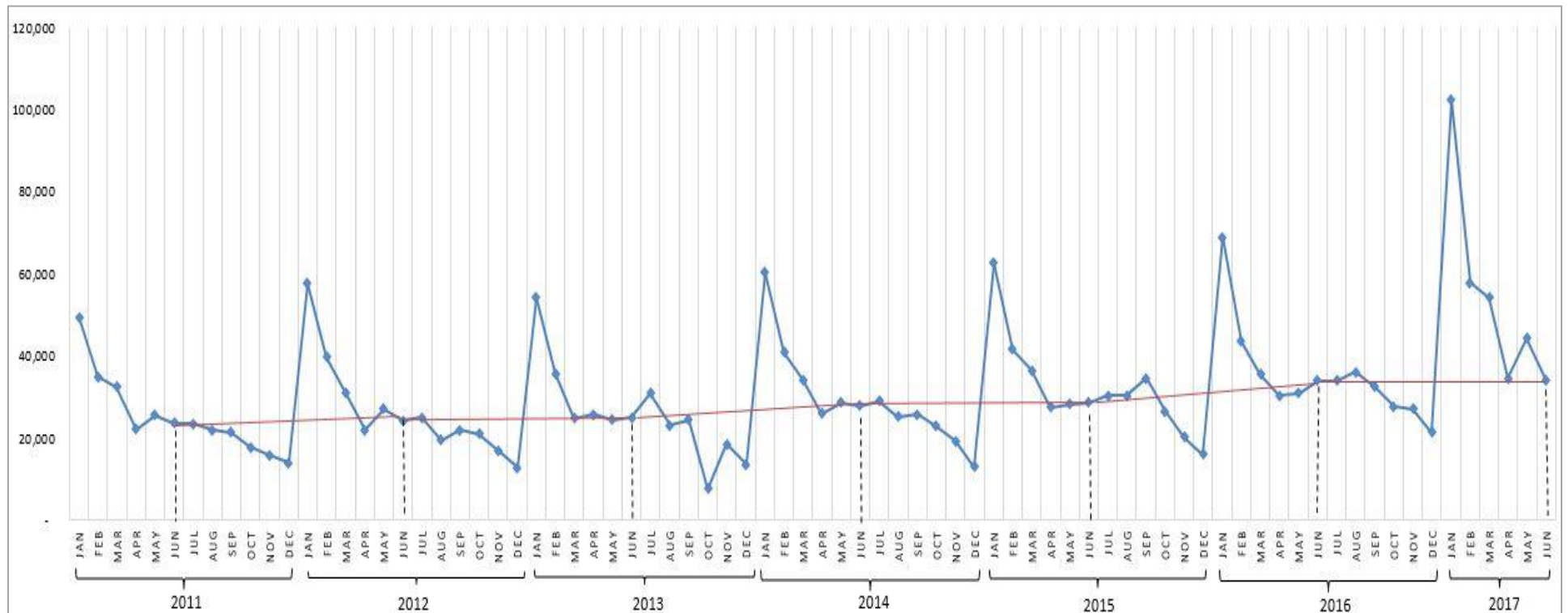


Monthly
Business Name
Registration
Statistical Report
June 2017

Business Name Registration by Type June 2017

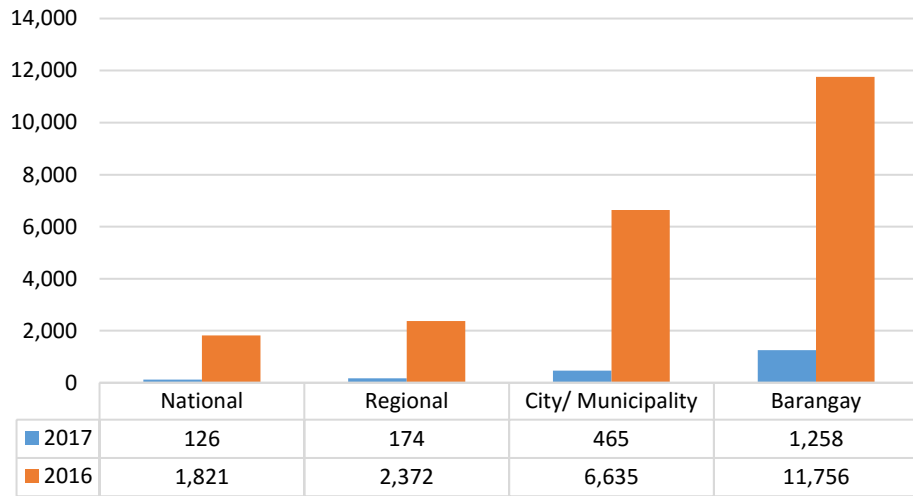
Scope	2017								2016								% Change June 2017 VS June 2016
	Teller			Web			PBR	Grand Total	Teller			Web			PBR	Grand Total	
	New	Renewal	Total	New	Renewal	Total	New		New	Renewal	Total	New	Renewal	Total	New		
National	92	34	126	2736	415	3151	573	3,850	1,528	293	1,821	606	101	707	421	2,949	31%
Regional	131	43	174	2915	411	3326	919	4,419	1,971	401	2,372	860	62	922	691	3,985	11%
City/ Municipality	346	119	465	6,130	1,686	7816	1,977	10,258	5,045	1,590	6,635	1,288	308	1596	1,912	10,143	1%
Barangay	1,034	224	1,258	13,800	1,877	15677	3,990	20,925	9,901	1,855	11,756	1,688	274	1962	3,247	16,965	23%
Total	1,603	420	2,023	25,581	4,389	29,970	7,459	39,452	18,445	4,139	22,584	4,442	745	5,187	6,271	34,042	16%

There was a recorded increase from business name registration transactions of 16% this June 2017 in comparison with June 2016. It can be noticed that the barangay scope increased most with 23% from last year's record of 16,965 to 20,925 this month of June. In addition, there is a noticeable growth in business name registration since 2011 up to the present, shown in figure below. This can be attributed with the continuous program of the government (MSME) to encourage the Filipino citizens to start up their own business.

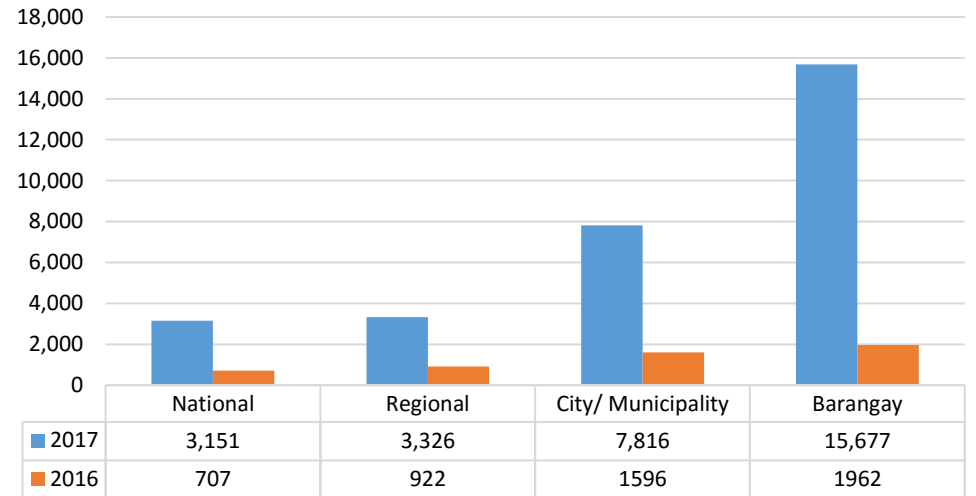


Business Name Registration by Source June 2017 VS June 2016

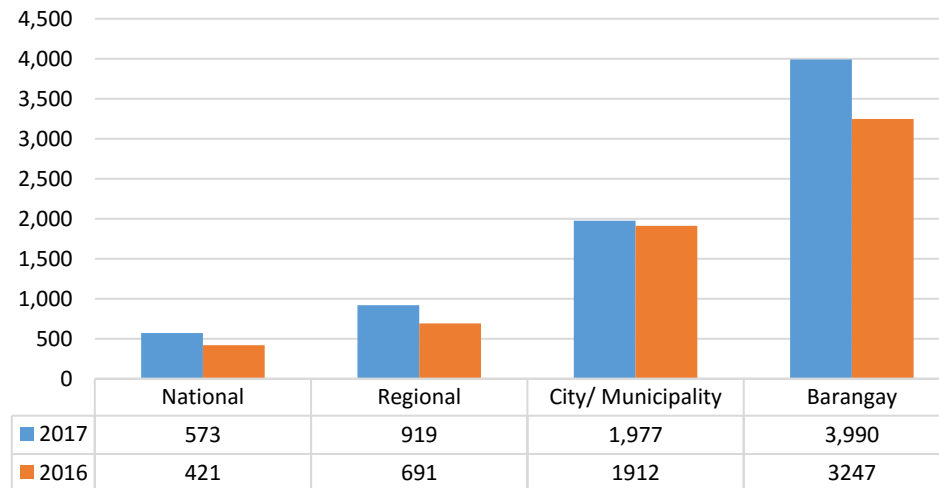
Teller



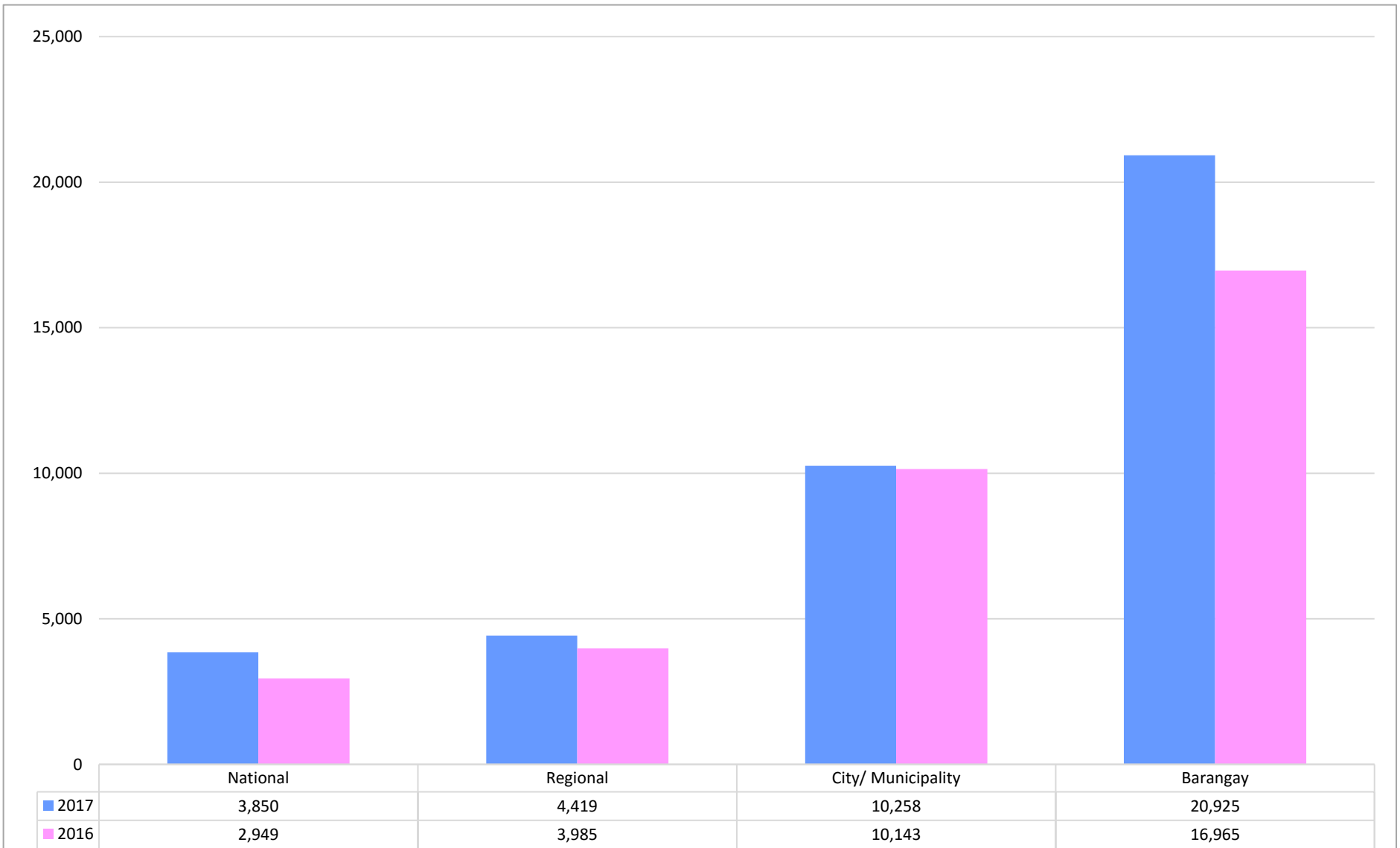
Web



PBR

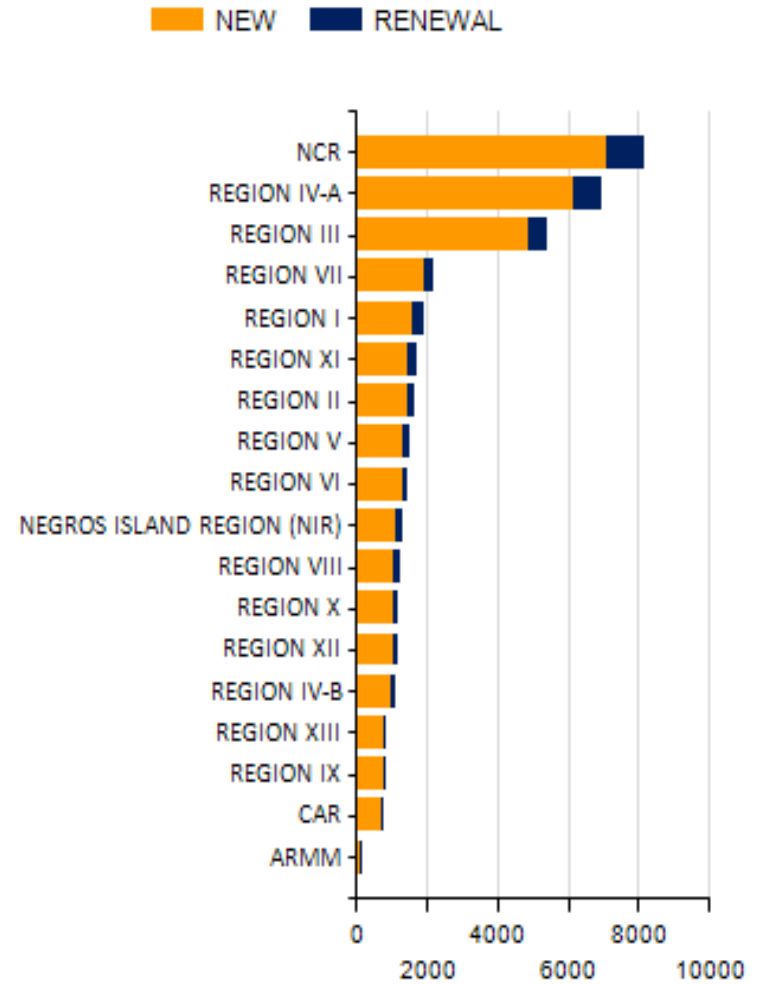


Business Name Registration by Scope
June 2017 VS 2016



Business Name Registration by Region based on Owner's Address
June 2017

Owners Region	NEW	RENEWAL	Total	%Total
NATIONAL CAPITAL REGION (NCR)	7,109	1,032	8,141	21%
REGION 4-A (CALABARZON)	6,189	771	6,960	18%
REGION 3 (CENTRAL LUZON)	4,867	540	5,407	14%
REGION 7 (CENTRAL VISAYAS)	1,911	270	2,181	6%
REGION 1 (ILOCOS REGION)	1,573	332	1,905	5%
REGION 11 (DAVAO REGION)	1,467	244	1,711	4%
REGION 2 (CAGAYAN VALLEY)	1,447	183	1,630	4%
REGION 5 (BICOL REGION)	1,323	214	1,537	4%
REGION 6 (WESTERN VISAYAS)	1,286	194	1,480	4%
NEGROS ISLAND REGION (NIR)	1,125	168	1,293	3%
REGION 8 (EASTERN VISAYAS)	1,037	184	1,221	3%
REGION 10 (NORTHERN MINDANAO)	1,052	124	1,176	3%
REGION 12 (SOCCSKSARGEN)	1,031	124	1,155	3%
REGION 4-B (MIMAROPA)	950	144	1,094	3%
REGION 13 (CARAGA)	750	90	840	2%
REGION 9 (ZAMBOANGA PENINSULA)	748	69	817	2%
CORDILLERA ADMINISTRATIVE REGION (CAR)	687	116	803	2%
AUTONOMOUS REGION IN MUSLIM MINDANAO (ARMM)	91	10	101	0%
Total	34,643	4,809	39,452	100%

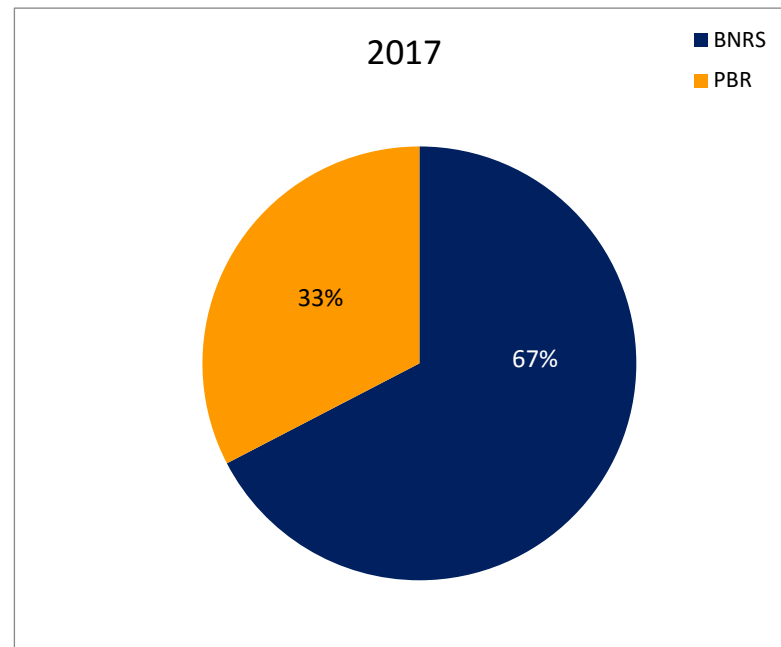
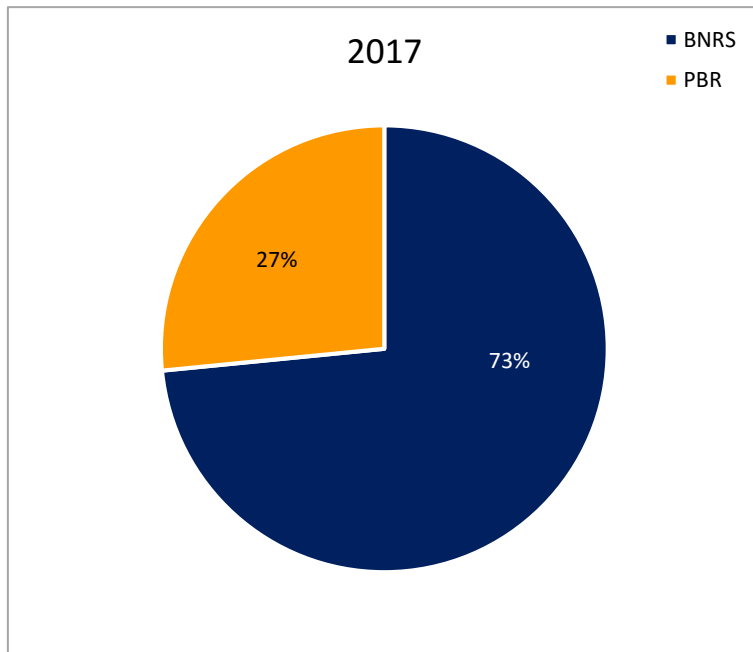


BNRS and PBR Ratio
June 2017 VS June 2016

* %BNRS VS %PBR	2017	2017%	2016	2016%
BNRS	28,713	73%	22,890	67%
PBR	10,739	27%	11,152	33%
TOTAL	39,452	100%	34,042	100%

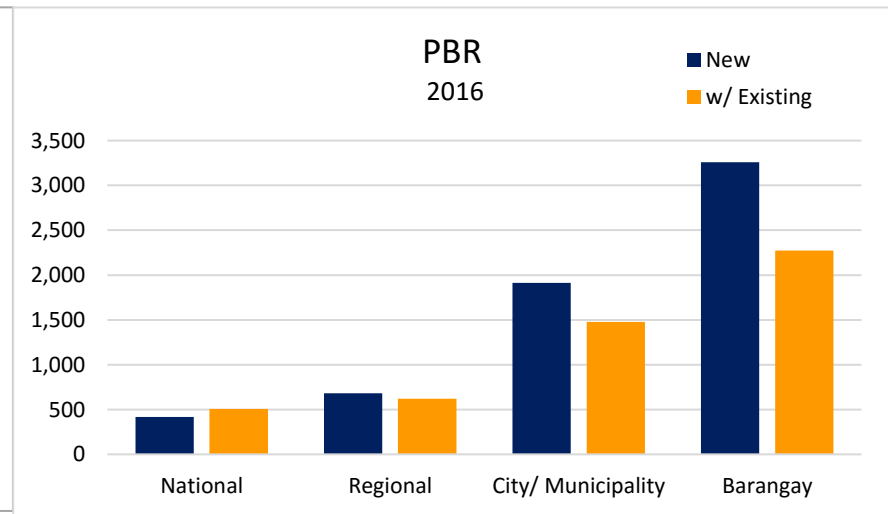
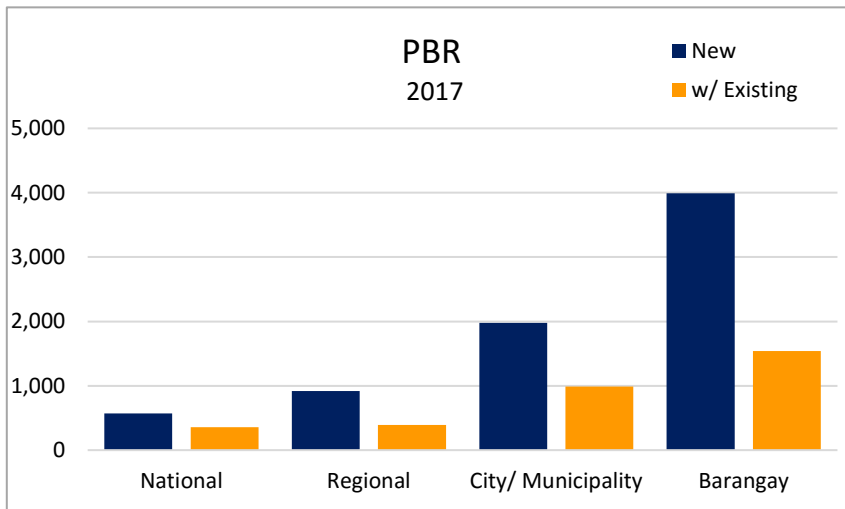
**%BNRS VS %PBR = PBR new and with existing /TOTAL and BN new/TOTAL*

** BN new= New transactions though Web and Tellers*



**Philippine Business Registration System (PBR) by Scope
June 2017 VS June 2016**

Scope	2017			2016			% Change
	New	w/ Existing	Total	New	w/ Existing	Total	
National	573	358	931	418	508	926	1%
Regional	919	393	1,312	683	622	1305	1%
City/ Municipality	1977	989	2,966	1912	1478	3390	-13%
Barangay	3990	1539	5,529	3258	2273	5531	0%
Total	7,459	3,279	10,738	6,271	4,881	11,152	-4%



Business Registration Online Turnaround Time

June 2017

June	% over Total
15 min. and less	86%
16-30 minutes	3%
31-45 minutes	11%
Total	100%

The chart shows the end-to-end transaction time of every business name registration in percent to total.

