

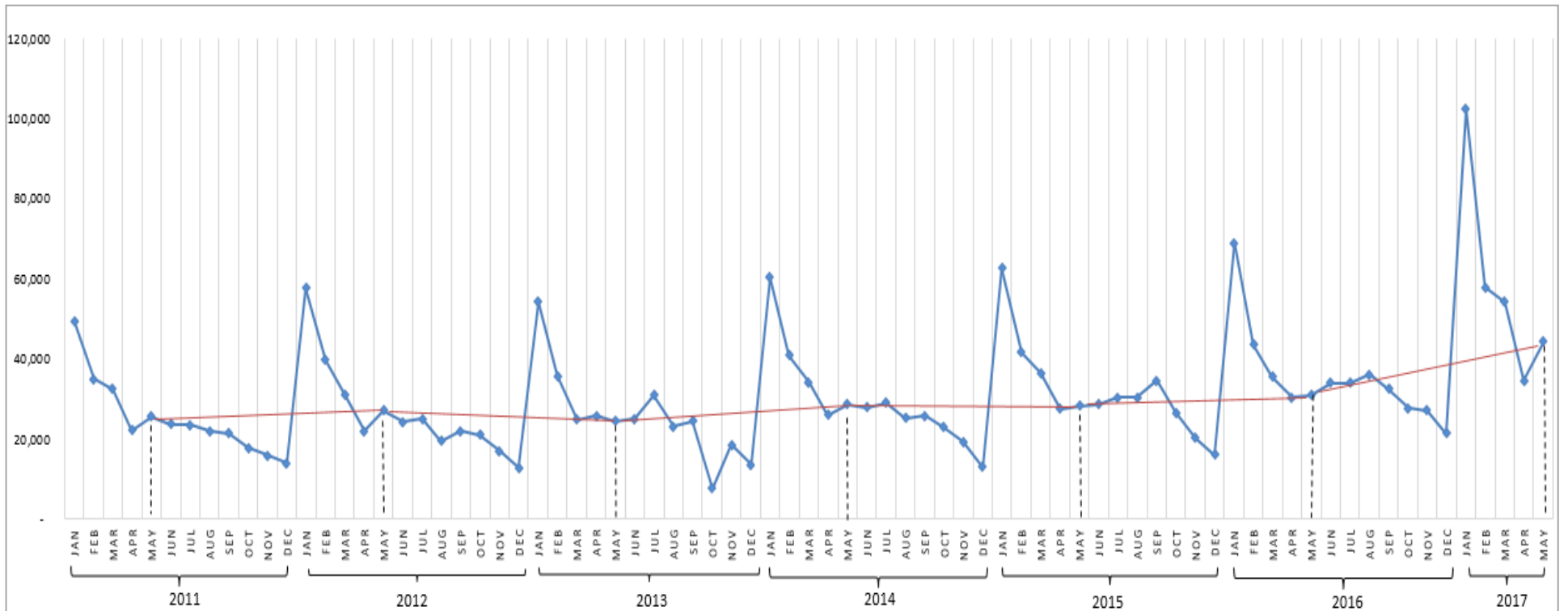


Monthly
Business Name
Registration
Statistical Report
May 2017

Business Name Registration by Type May 2017

Scope	2017								2016								% Change May 2017 VS May 2016
	Teller			Web			PBR	Grand Total	Teller			Web			PBR	Grand Total	
	New	Renewal	Total	New	Renewal	Total	New		New	Renewal	Total	New	Renewal	Total	New		
National	275	63	338	2717	376	3093	595	4,026	1,452	330	1,782	530	105	635	378	2,795	44%
Regional	367	87	454	3272	419	3691	928	5,073	2,060	372	2,432	859	92	951	548	3,931	29%
City/ Municipality	1,026	388	1,414	6,280	1,604	7884	2,161	11,459	4,497	1,526	6,023	1,093	321	1414	1,553	8,990	27%
Barangay	3,038	488	3,526	13,843	1,900	15743	4,484	23,753	8,746	1,895	10,641	1,515	318	1833	2,725	15,199	56%
Total	4,706	1,026	5,732	26,112	4,299	30,411	8,168	44,311	16,755	4,123	20,878	3,997	836	4,833	5,204	30,915	43%

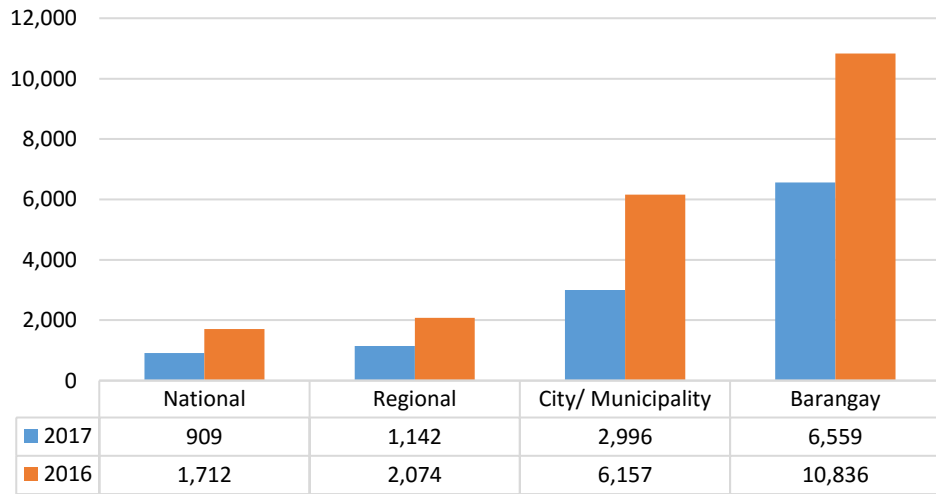
There was a recorded increase from business name registration transactions of 43% this May 2017 in comparison with May 2016. It can be noticed that the barangay scope increased most with 56% from last year's record of 15,199 to 23,753 this month of May. In addition, there is a noticeable growth in business name registration since 2011 up to the present, shown in figure below. This can be attributed with the continuous program of the government (MSME) to encourage the Filipino citizens to start up their own business.



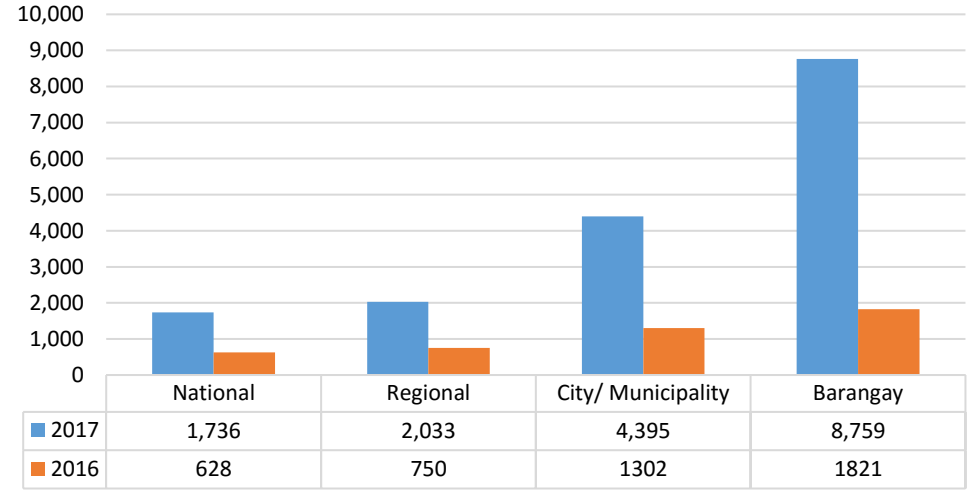
Business Name Registration by Source

May 2017 VS May 2016

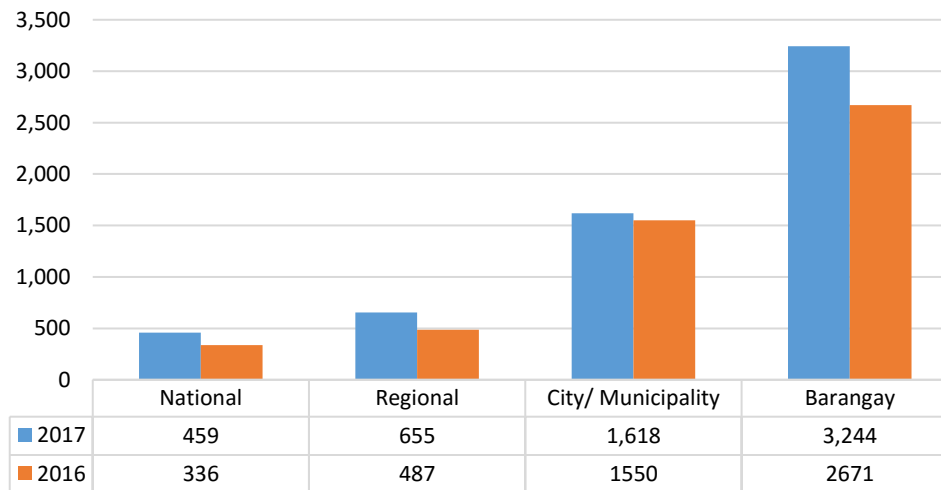
Teller



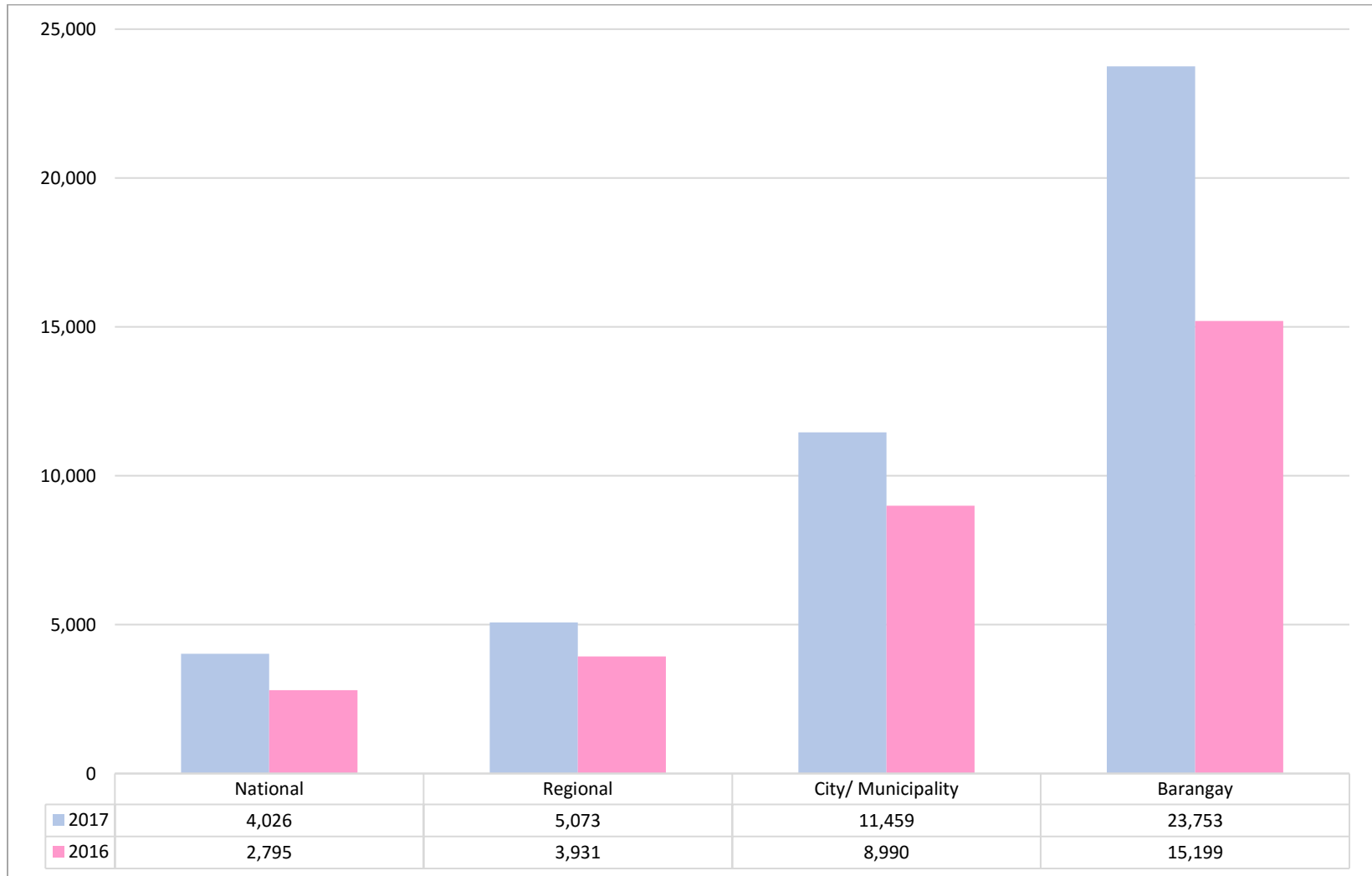
Web



PBR



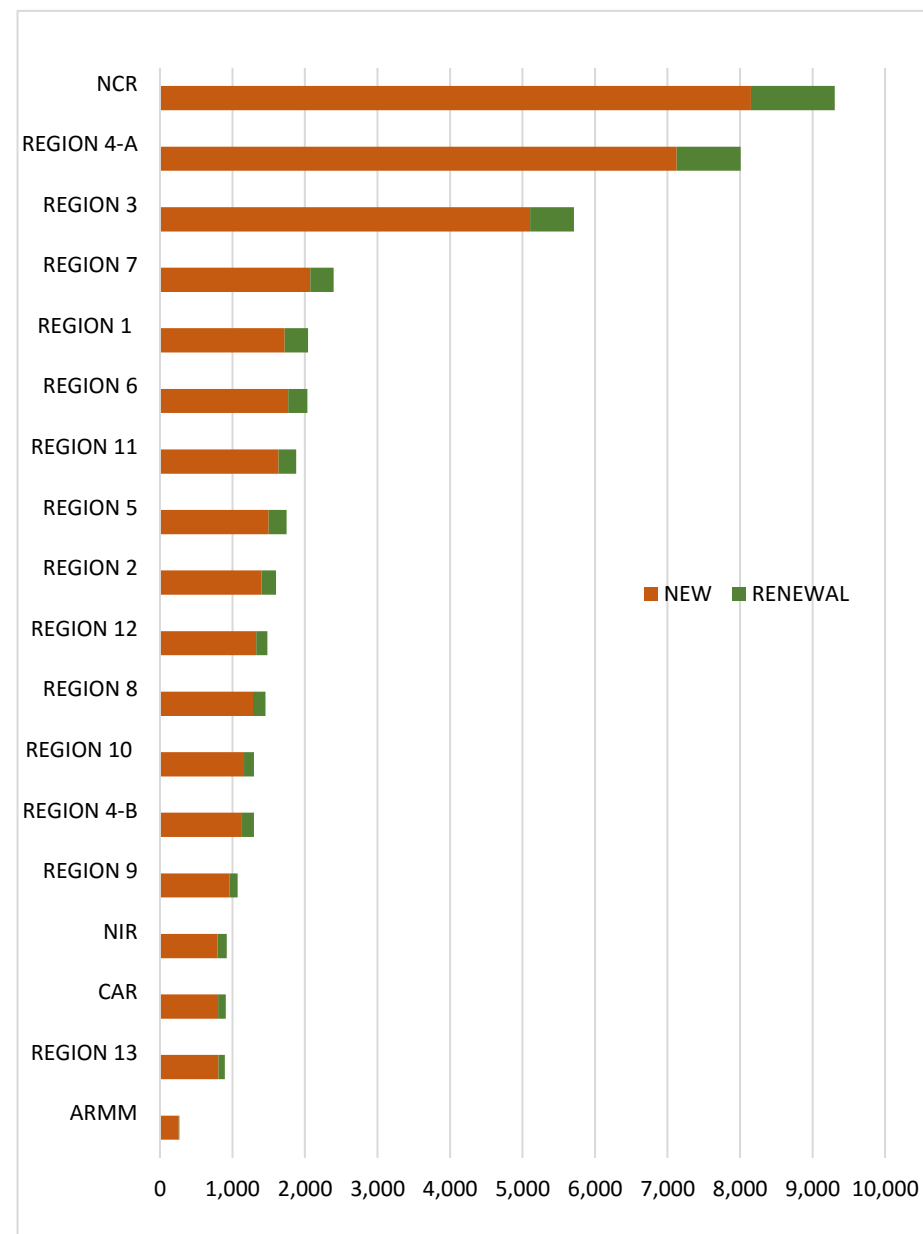
Business Name Registration by Scope
May 2017 VS 2016



Business Name Registration by Region based on Owner's Address

May 2017

Owners Region	NEW	RENEWAL	Total	%Total
NATIONAL CAPITAL REGION (NCR)	8,148	1,156	9,304	21%
REGION 4-A (CALABARZON)	7,125	885	8,010	18%
REGION 3 (CENTRAL LUZON)	5,104	606	5,710	13%
REGION 7 (CENTRAL VISAYAS)	2,071	323	2,394	5%
REGION 1 (ILOCOS REGION)	1,720	321	2,041	5%
REGION 6 (WESTERN VISAYAS)	1,767	265	2,032	5%
REGION 11 (DAVAO REGION)	1,638	242	1,880	4%
REGION 5 (BICOL REGION)	1,500	245	1,745	4%
REGION 2 (CAGAYAN VALLEY)	1,403	196	1,599	4%
REGION 12 (SOCCSKSARGEN)	1,327	154	1,481	3%
REGION 8 (EASTERN VISAYAS)	1,285	171	1,456	3%
REGION 10 (NORTHERN MINDANAO)	1,161	137	1,298	3%
REGION 4-B (MIMAROPA)	1,118	179	1,297	3%
REGION 9 (ZAMBOANGA PENINSULA)	960	110	1,070	2%
NEGROS ISLAND REGION (NIR)	794	128	922	2%
CORDILLERA ADMINISTRATIVE REGION (CAR)	800	109	909	2%
REGION 13 (CARAGA)	806	89	895	2%
AUTONOMOUS REGION IN MUSLIM MINDANAO (ARMM)	259	9	268	1%
Total	38,986	5,325	44,311	100%



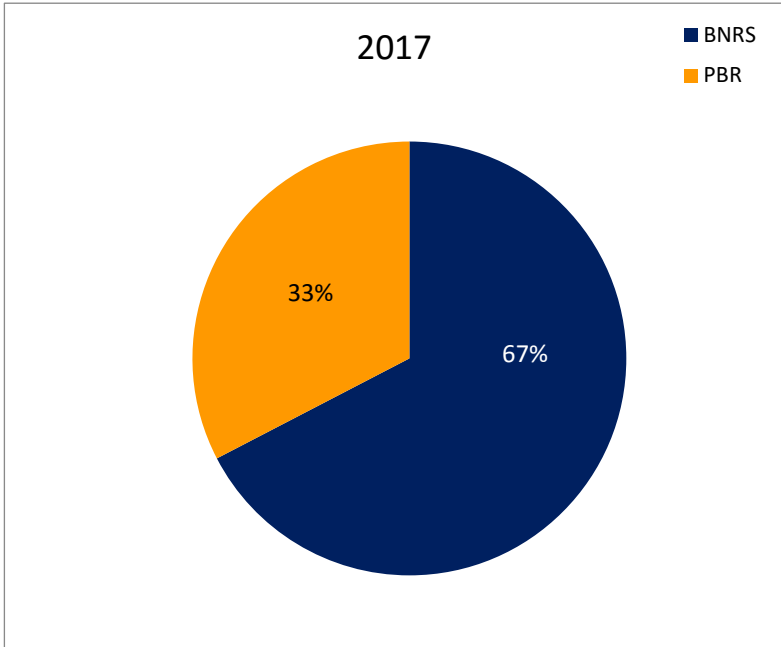
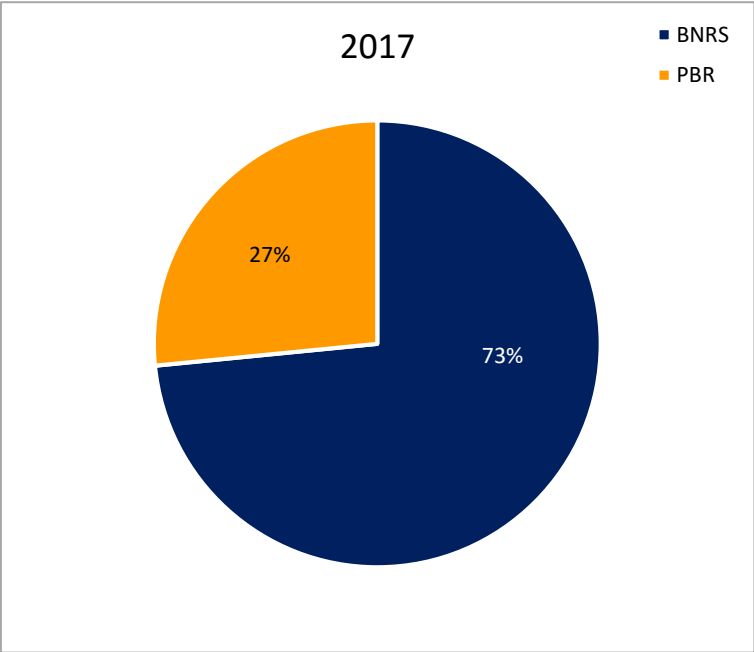
BNRS and PBR Ratio

May 2017 VS May 2016

* %BNRS VS %PBR	2017	2017%	2016	2016%
BNRS	32,542	73%	20,830	67%
PBR	11,769	27%	10,085	33%
TOTAL	44,311	100%	30,915	100%

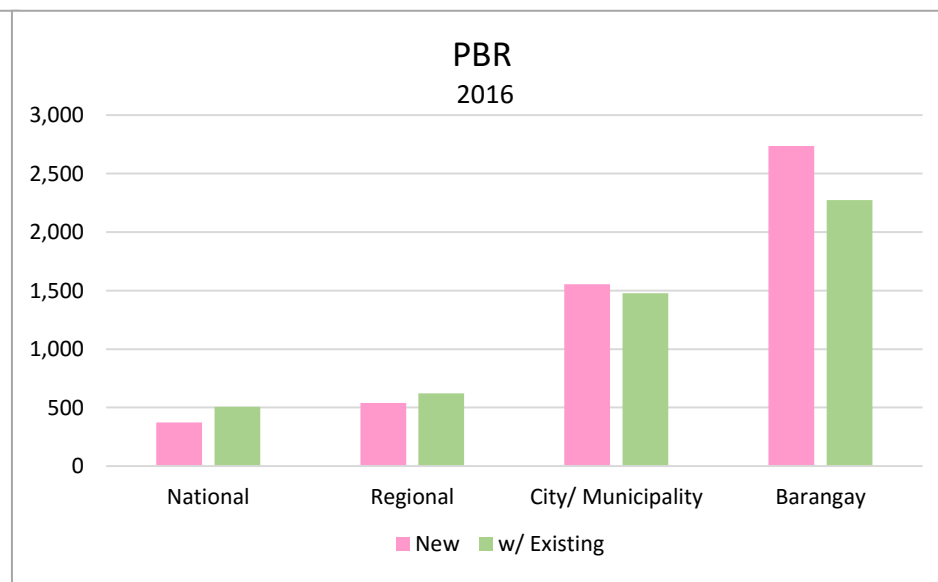
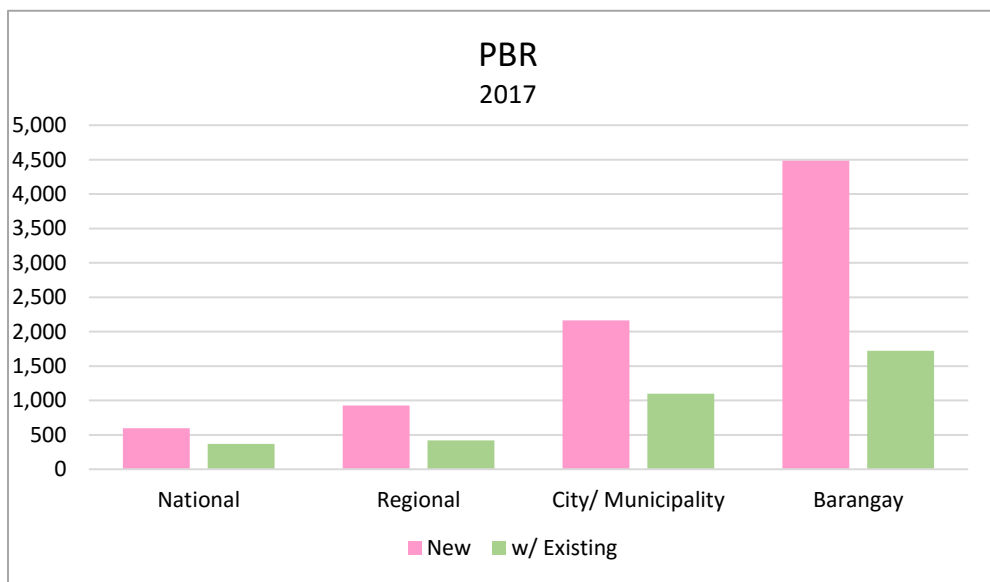
**%BNRS VS %PBR = PBR new and with existing /TOTAL and BN new/TOTAL*

** BN new= New transactions though Web and Tellers*



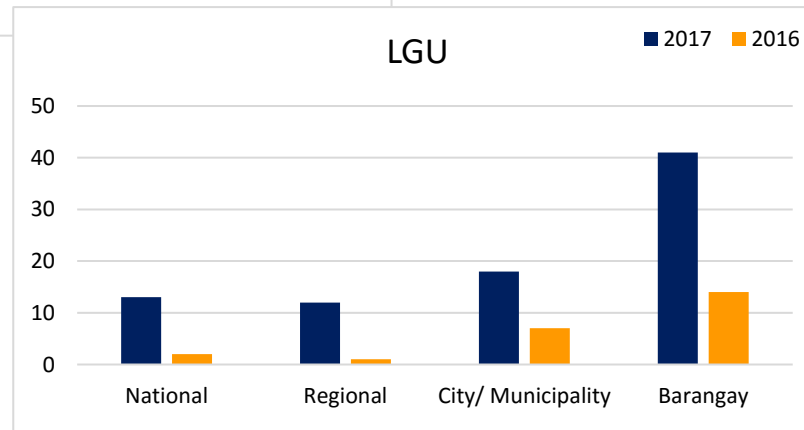
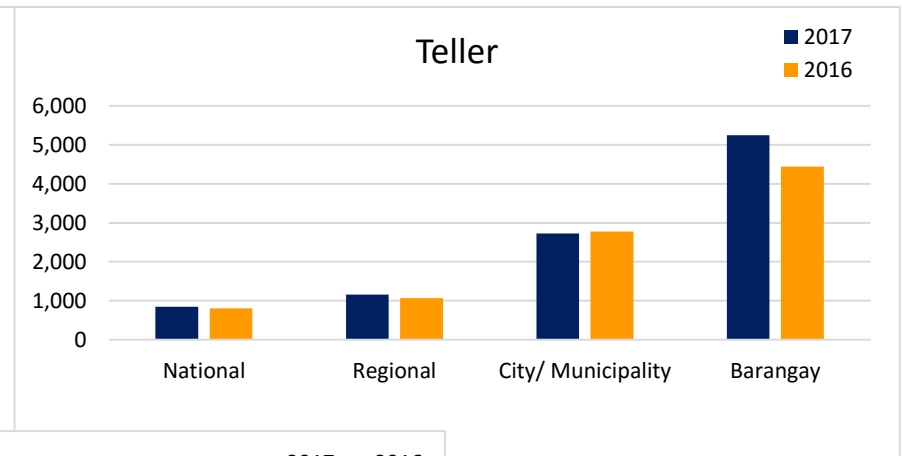
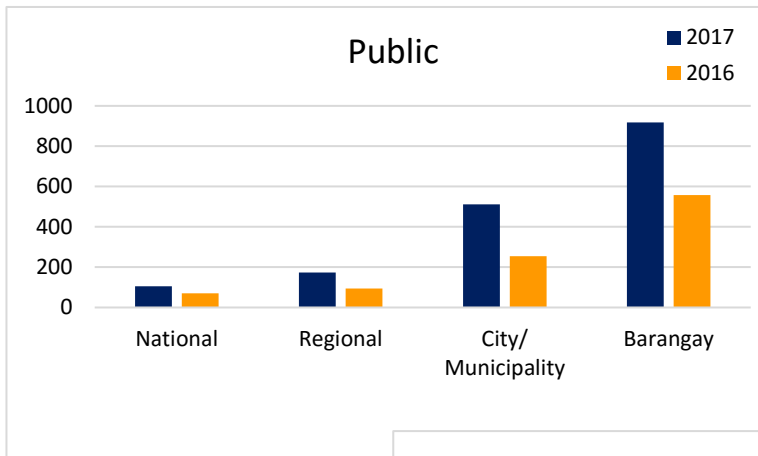
**Philippine Business Registration System (PBR) by Scope
May 2017 VS May 2016**

Scope	2017			2016			% Change
	New	w/ Existing	Total	New	w/ Existing	Total	
National	595	367	962	373	508	881	9%
Regional	928	417	1,345	539	622	1161	16%
City/ Municipality	2161	1097	3,258	1555	1478	3033	7%
Barangay	4484	1720	6,204	2737	2273	5010	24%
Total	8,168	3,601	11,769	5,204	4,881	10,085	17%



**Philippine Business Registration System (PBRs) by Source
May 2017**

SCOPE	2017									
	PUBLIC			DTI TELLER			LGU			Grand Total
	New	With Existing	Total	New	With Existing	Total	New	With Existing	Total	
National	79	26	105	503	341	844	13	0	13	962
Regional	116	57	173	800	360	1160	12	0	12	1345
City/ Municipality	266	245	511	1877	851	2728	18	1	19	3258
Barangay	704	214	918	3739	1505	5244	41	1	42	6204
Total	1,165	542	1,707	6,919	3,057	9,976	84	2	86	11,769



Business Registration Online Turnaround Time

May 2017

March	% over Total
15 min. and less	94%
16-30 minutes	1%
31-45 minutes	5%
Total	100%

The chart shows the end-to-end transaction time of every business name registration in percent to total.

