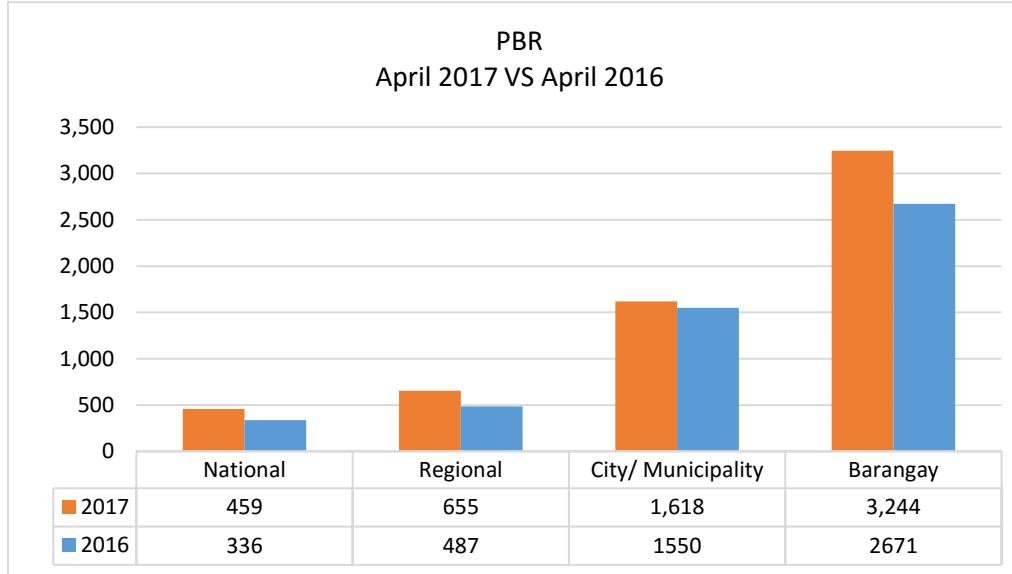
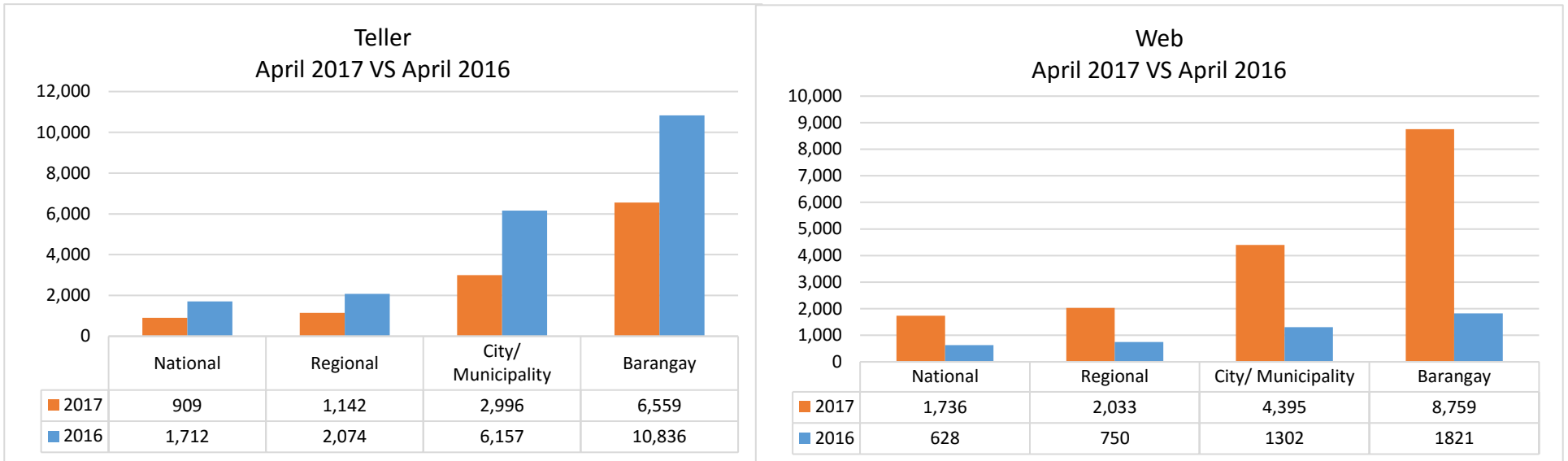




Monthly
Business Name
Registration
Statistical Report
April 2017

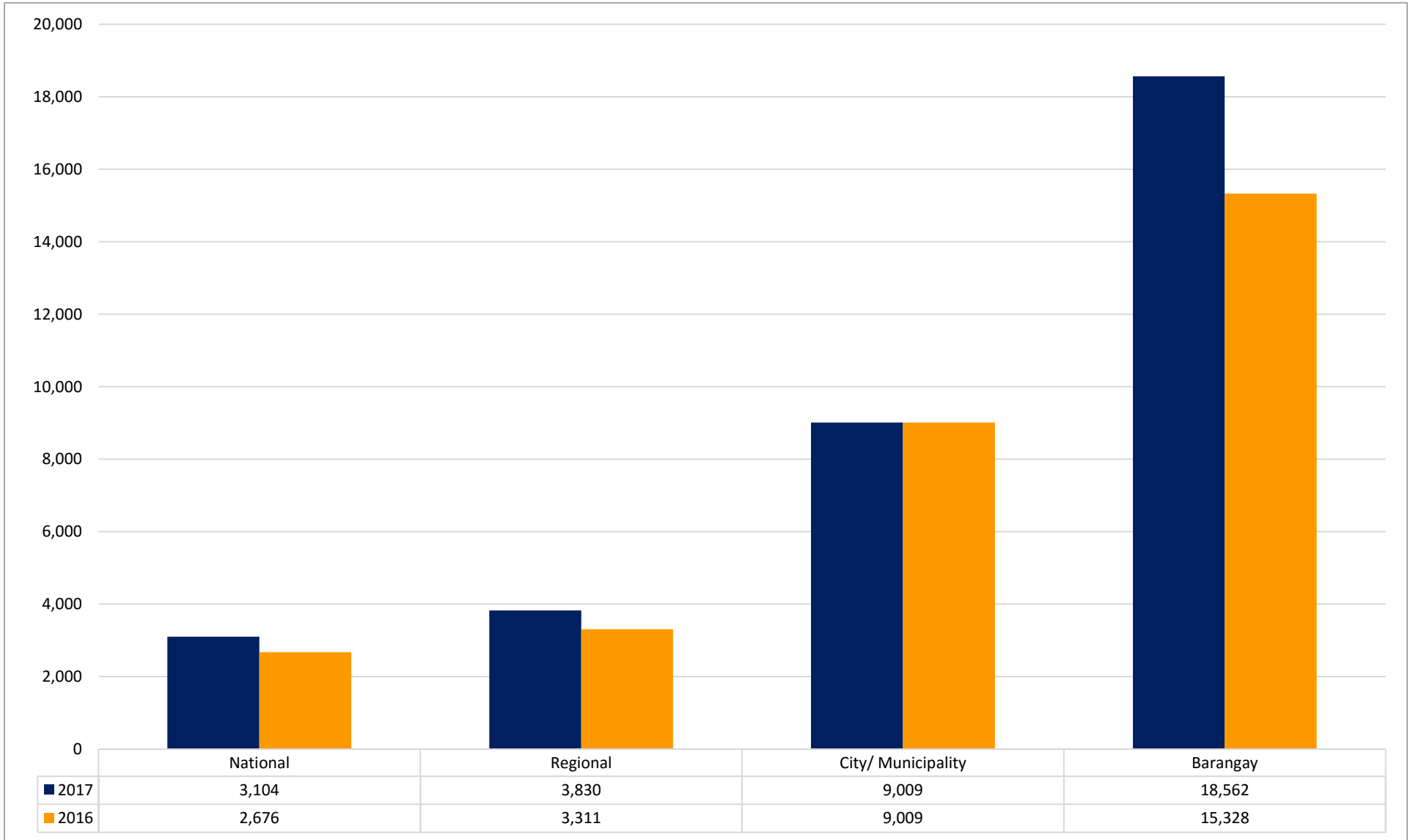
Business Name Registration by Source

April 2017



Business Name Registration by Scope

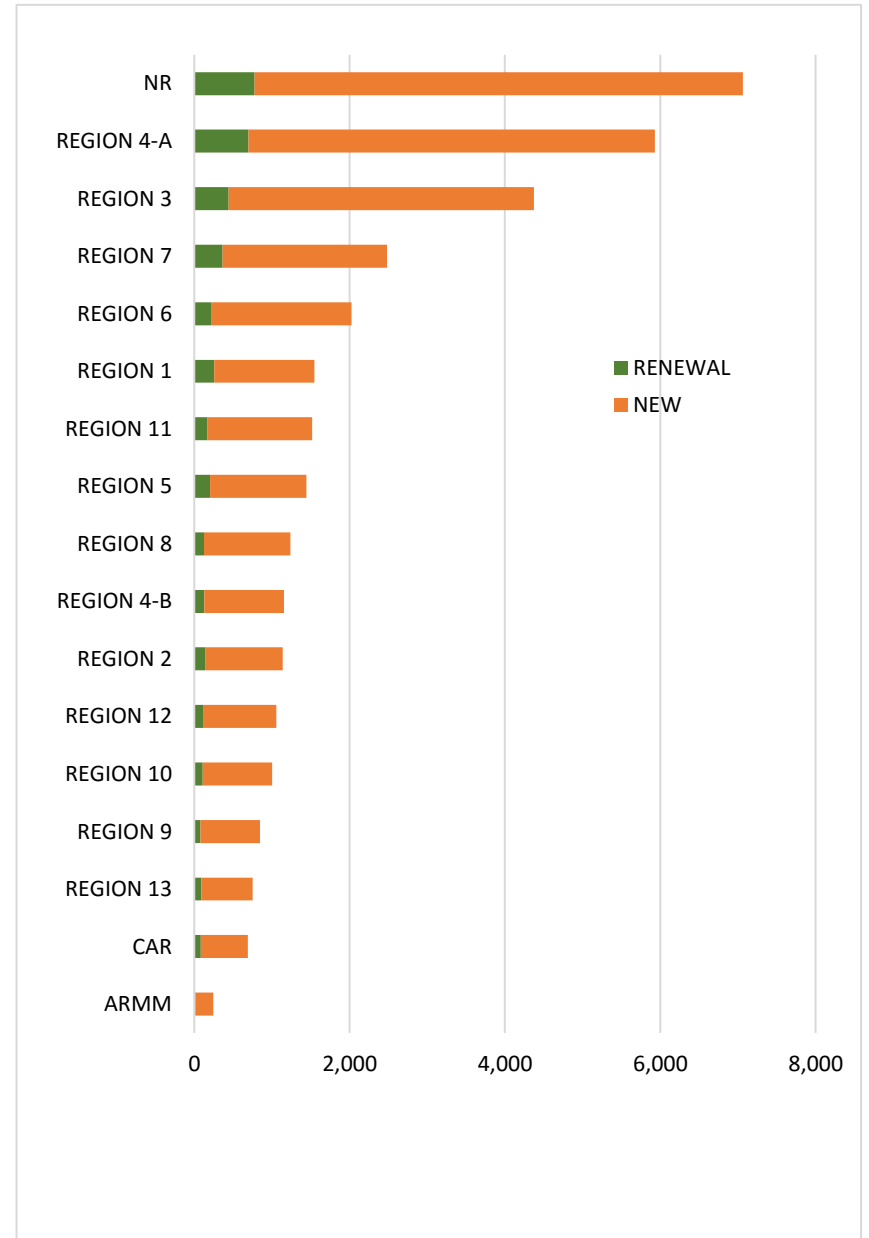
April 2017



Business Name Registration by Region based on Owner's Address

April 2017

Owners Region	NEW	RENEWAL	Total	%Total
NATIONAL CAPITAL REGION (NCR)	6,286	777	7,063	20%
REGION 4-A (CALABARZON)	5,233	699	5,932	17%
REGION 3 (CENTRAL LUZON)	3,931	443	4,374	13%
REGION 7 (CENTRAL VISAYAS)	2,119	363	2,482	7%
REGION 6 (WESTERN VISAYAS)	1,808	215	2,023	6%
REGION 1 (ILOCOS REGION)	1,288	259	1,547	4%
REGION 11 (DAVAO REGION)	1,345	172	1,517	4%
REGION 5 (BICOL REGION)	1,239	205	1,444	4%
REGION 8 (EASTERN VISAYAS)	1,111	125	1,236	4%
REGION 4-B (MIMAROPA)	1,028	129	1,157	3%
REGION 2 (CAGAYAN VALLEY)	993	147	1,140	3%
REGION 12 (SOCCSKSARGEN)	942	114	1,056	3%
REGION 10 (NORTHERN MINDANAO)	895	110	1,005	3%
REGION 9 (ZAMBOANGA PENINSULA)	765	80	845	2%
REGION 13 (CARAGA)	659	91	750	2%
CORDILLERA ADMINISTRATIVE REGION (CAR)	602	86	688	2%
AUTONOMOUS REGION IN MUSLIM MINDANAO (ARMM)	233	13	246	1%
Total	30,477	4,028	34,505	100%

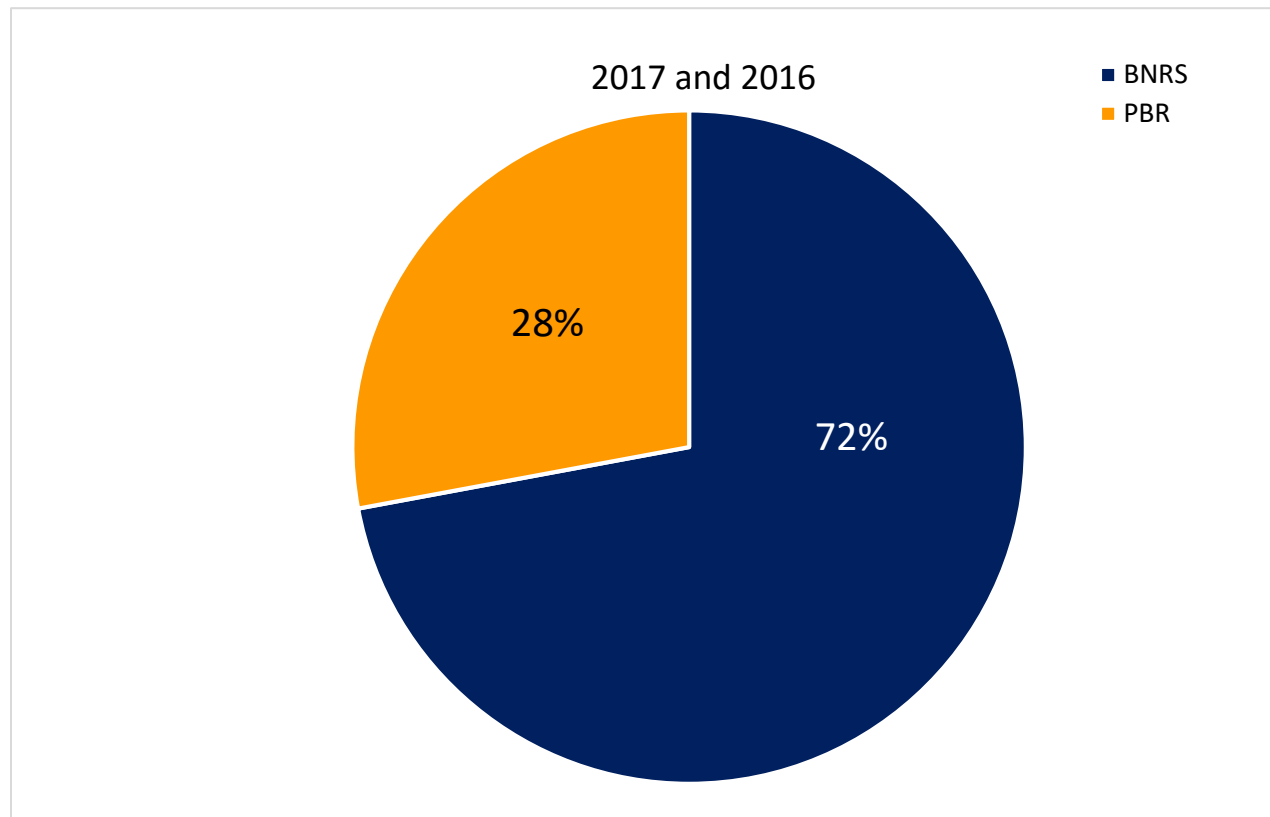


BNRS and PBR Ratio
April 2017 VS April 2016

* %BNRS VS %PBR	2017	2017%	2016	2016%
BNRS	24,870	72%	21,700	72%
PBR	9,635	28%	8,624	28%
TOTAL	34,505	100%	30,324	100%

**%BNRS VS %PBR = PBR new and with existing /TOTAL and BN new/TOTAL*

** BN new= New transactions through Web and Tellers*



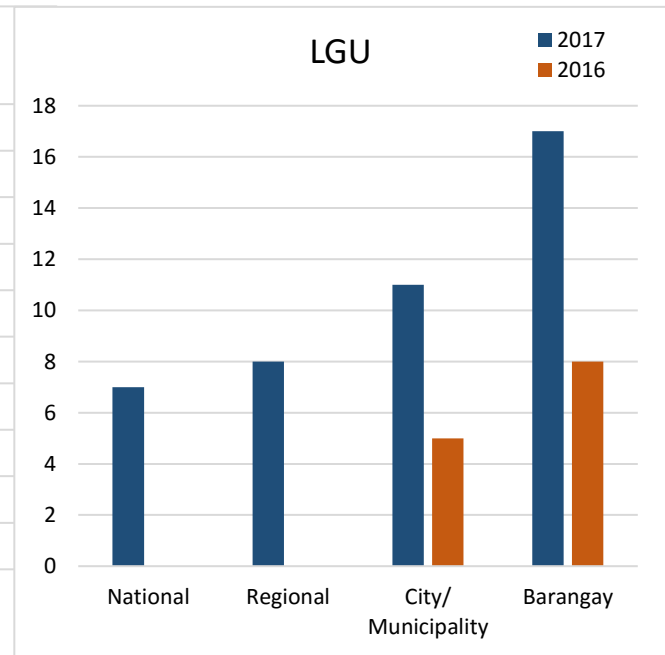
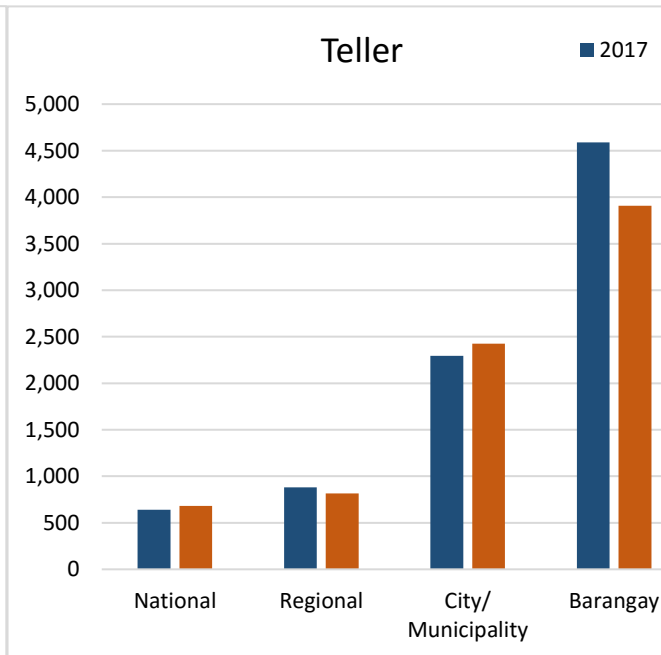
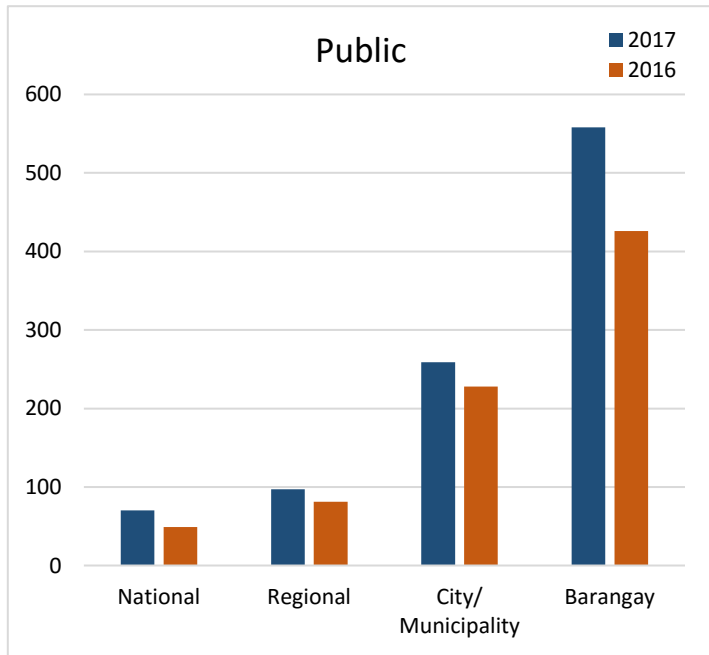
**Philippine Business Registration System (PBR) by Scope
April 2017 VS April 2016**

Scope	2017			2016			% Change
	New	w/ Existing	Total	New	w/ Existing	Total	
National	459	286	745	336	393	729	2%
Regional	655	358	1,013	483	412	895	13%
City/ Municipality	1618	1011	2,629	1552	1107	2659	-1%
Barangay	3244	2004	5,248	2673	1668	4341	21%
Total	5,976	3,659	9,635	5,044	3,580	8,624	12%



Philippine Business Registration System (PBRS) by Source April 2017

SCOPE	2017										2016										% Change April 2017 VS April 2016
	PUBLIC			DTI TELLER			LGU			Grand Total	PUBLIC			DTI TELLER			LGU			Grand Total	
	New	With Existing	Total	New	With Existing	Total	New	With Existing	Total		New	With Existing	Total	New	With Existing	Total	New	With Existing	Total		
National	52	18	70	400	241	641	7	27	34	745	37	12	49	299	381	680	0	0	0	729	2%
Regional	76	21	97	571	311	882	8	26	34	1013	70	11	81	413	401	814	0	0	0	895	13%
City/ Municipality	170	89	259	1437	856	2293	11	66	77	2629	212	16	228	1335	1091	2426	5	0	5	2659	-1%
Barangay	446	112	558	2781	1807	4588	17	85	102	5248	399	27	426	2266	1641	3907	8	0	8	4341	21%
Total	744	240	984	5,189	3,215	8,404	43	204	247	9,635	718	66	784	4,313	3,514	7,827	13	-	13	8,624	12%



Business Registration Online Turnaround Time

April 2017

March	% over Total
15 min. and less	79%
16-30 minutes	4%
31-45 minutes	17%
Total	100%

The chart shows the end-to-end transaction time of every business name registration in percent to total.

