

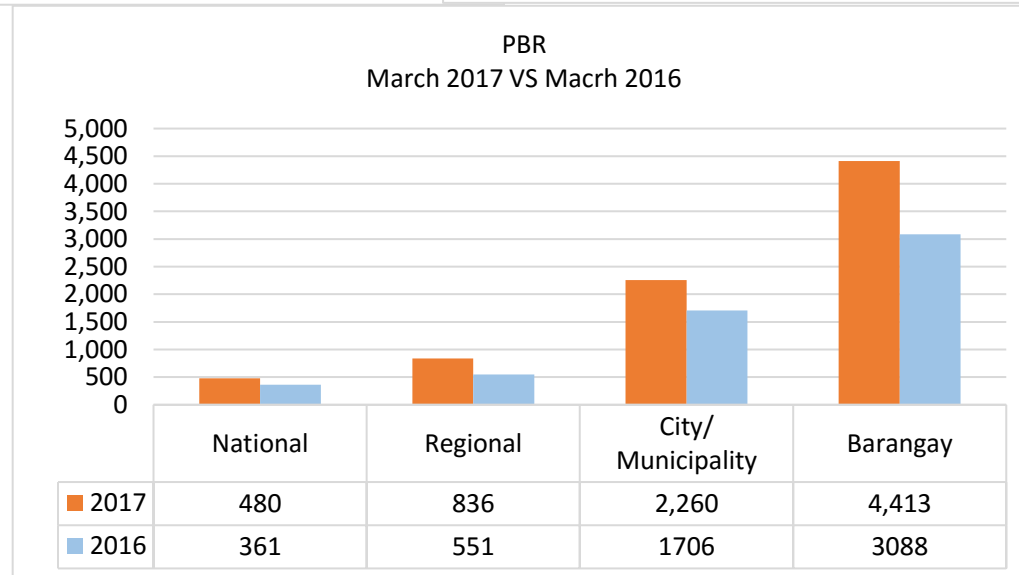
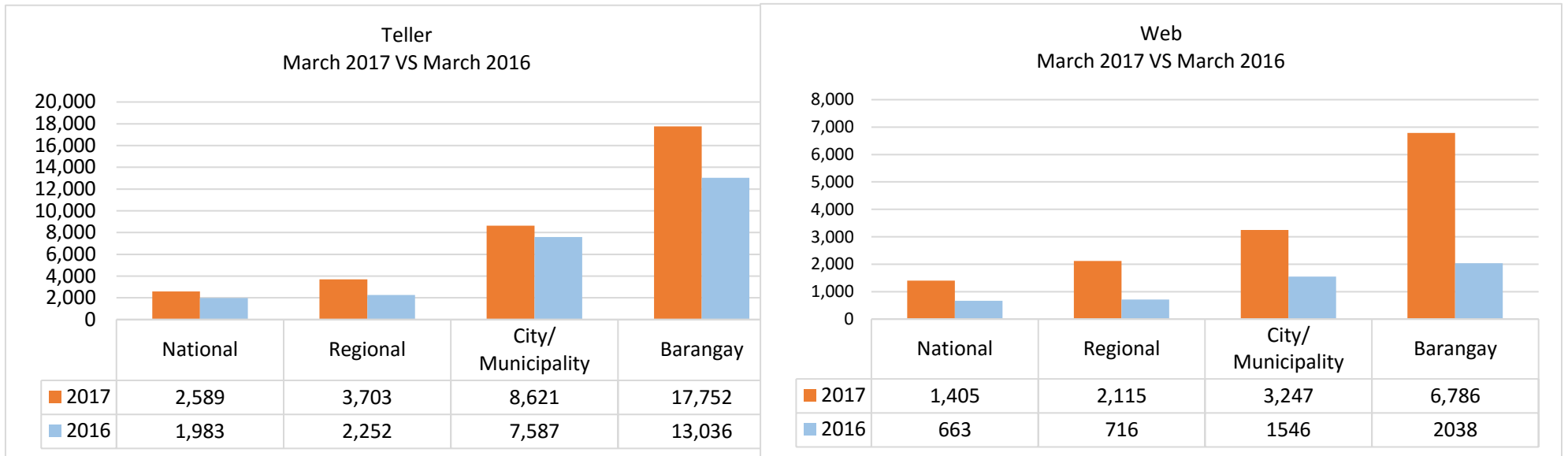


Monthly  
Business Name  
Registration  
Statistical Report  
March 2017



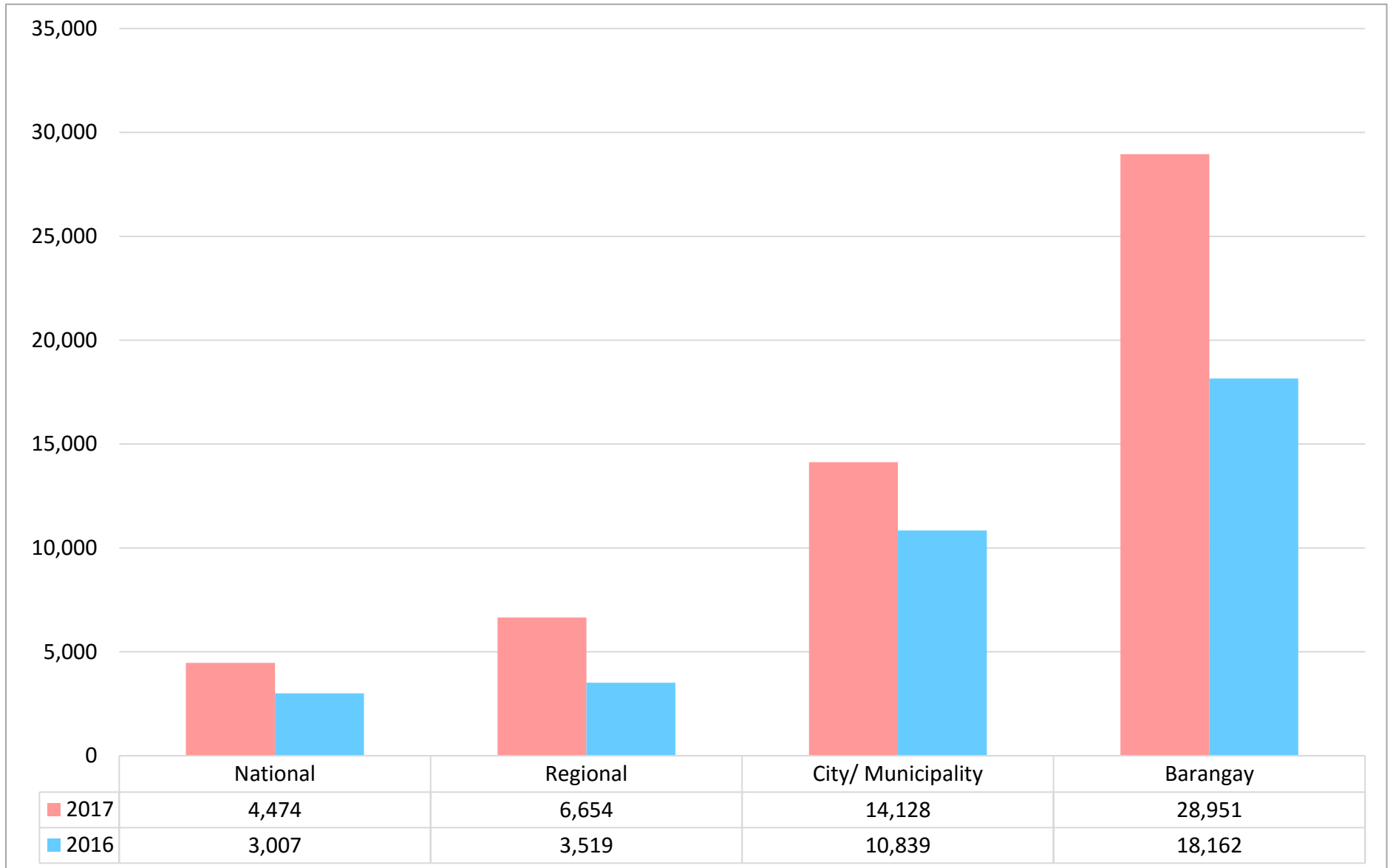
## Business Name Registration by Source

March 2017



### Business Name Registration by Scope

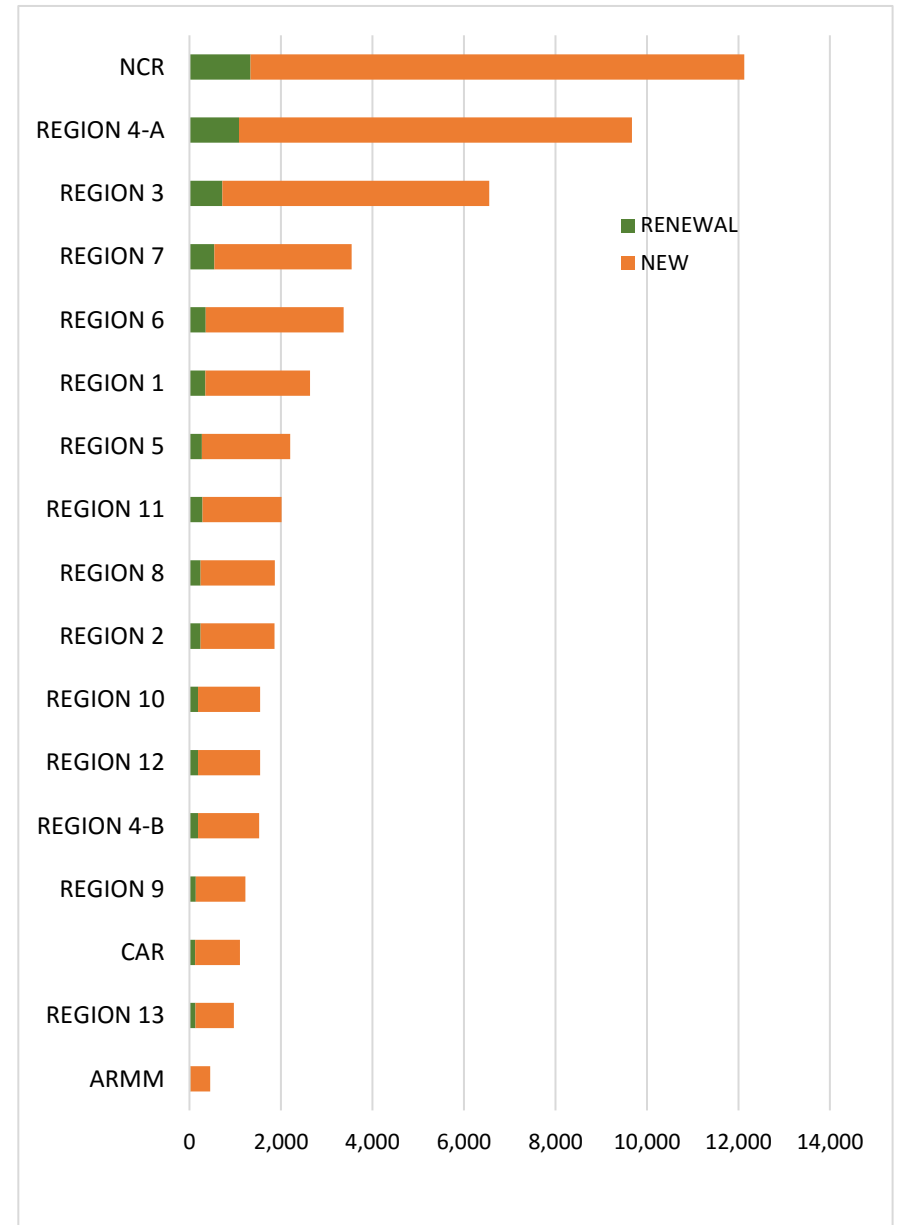
March 2017



### Business Name Registration by Region based on Owner's Address

March 2017

| Owners Region                               | NEW           | RENEWAL      | Total         | %Total     |
|---|---------------|--------------|---------------|------------|
| NATIONAL CAPITAL REGION (NCR)               | 10,798        | 1,333        | 12,131        | 21%        |
| REGION 4-A (CALABARZON)                     | 8,586         | 1,086        | 9,672         | 17%        |
| REGION 3 (CENTRAL LUZON)                    | 5,834         | 717          | 6,551         | 11%        |
| REGION 7 (CENTRAL VISAYAS)                  | 3,001         | 544          | 3,545         | 6%         |
| REGION 6 (WESTERN VISAYAS)                  | 3,019         | 353          | 3,372         | 6%         |
| REGION 1 (ILOCOS REGION)                    | 2,285         | 351          | 2,636         | 5%         |
| REGION 5 (BICOL REGION)                     | 1,933         | 269          | 2,202         | 4%         |
| REGION 11 (DAVAO REGION)                    | 1,724         | 286          | 2,010         | 3%         |
| REGION 8 (EASTERN VISAYAS)                  | 1,622         | 246          | 1,868         | 3%         |
| REGION 2 (CAGAYAN VALLEY)                   | 1,616         | 246          | 1,862         | 3%         |
| REGION 10 (NORTHERN MINDANAO)               | 1,358         | 190          | 1,548         | 3%         |
| REGION 12 (SOCCSKSARGEN)                    | 1,352         | 191          | 1,543         | 3%         |
| REGION 4-B (MIMAROPA)                       | 1,339         | 185          | 1,524         | 3%         |
| REGION 9 (ZAMBOANGA PENINSULA)              | 1,085         | 136          | 1,221         | 2%         |
| CORDILLERA ADMINISTRATIVE REGION (CAR)      | 978           | 124          | 1,102         | 2%         |
| REGION 13 (CARAGA)                          | 839           | 130          | 969           | 2%         |
| AUTONOMOUS REGION IN MUSLIM MINDANAO (ARMM) | 432           | 19           | 451           | 1%         |
| <b>Total</b>                                | <b>47,801</b> | <b>6,406</b> | <b>54,207</b> | <b>94%</b> |

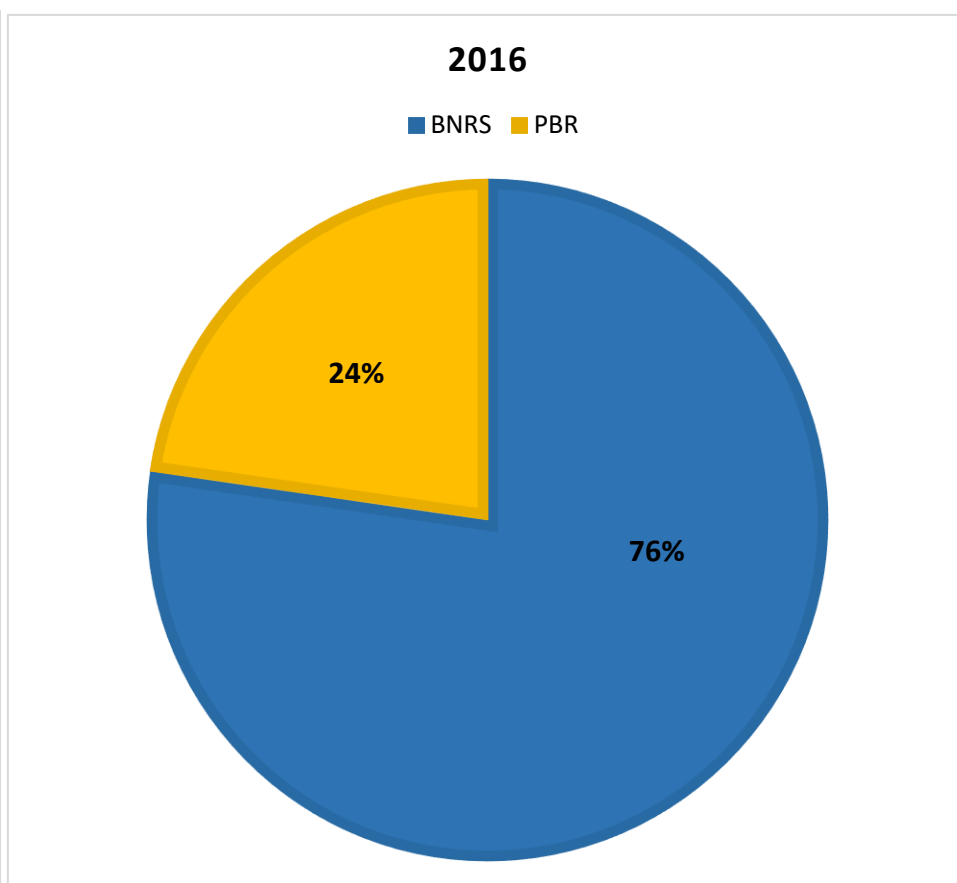
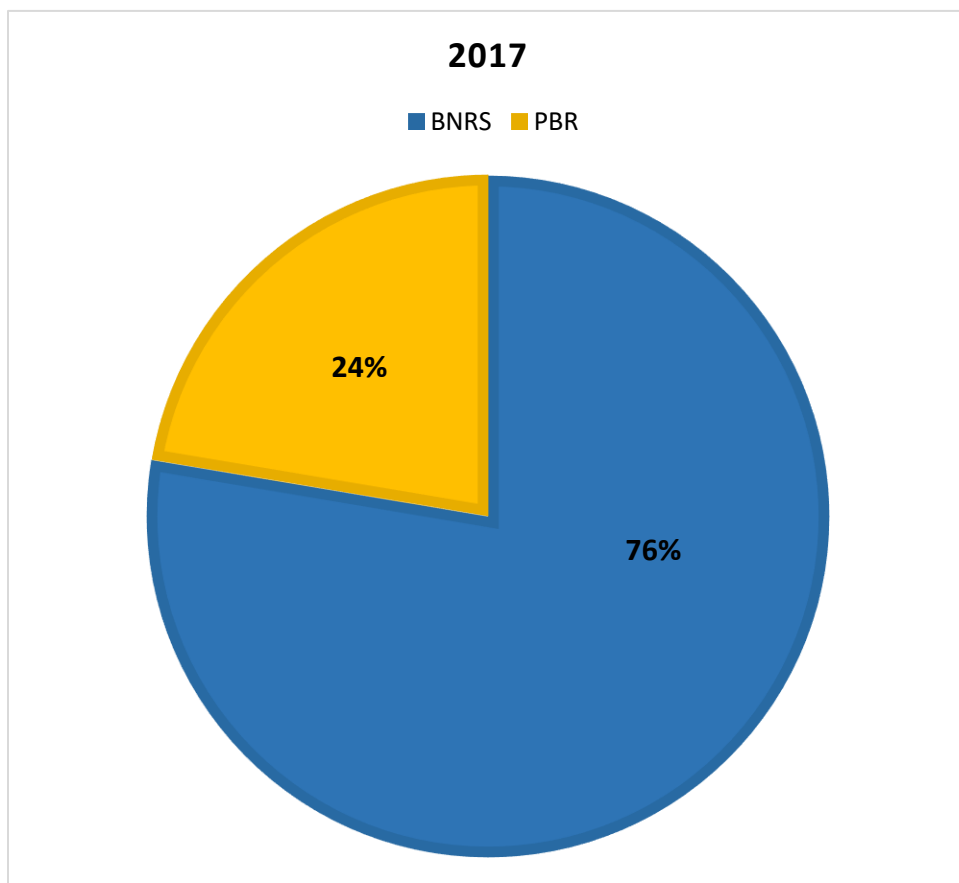


**BNRS and PBR Ratio**  
Jan-Feb 2017 vs Jan-Feb 2016

| * %BNRS VS %PBR | 2017          | 2017%       | 2016          | 2016% | % Change<br>2017 VS<br>2016 |
|-----------------|---------------|-------------|---------------|-------|-----------------------------|
| <b>BNRS</b>     | <b>41,317</b> | 76%         | <b>26,893</b> | 76%   | 54%                         |
| <b>PBR</b>      | <b>12,890</b> | 24%         | <b>8,634</b>  | 24%   | 49%                         |
| <b>TOTAL</b>    | <b>54,207</b> | <b>100%</b> | <b>35,527</b> | 100%  | 53%                         |

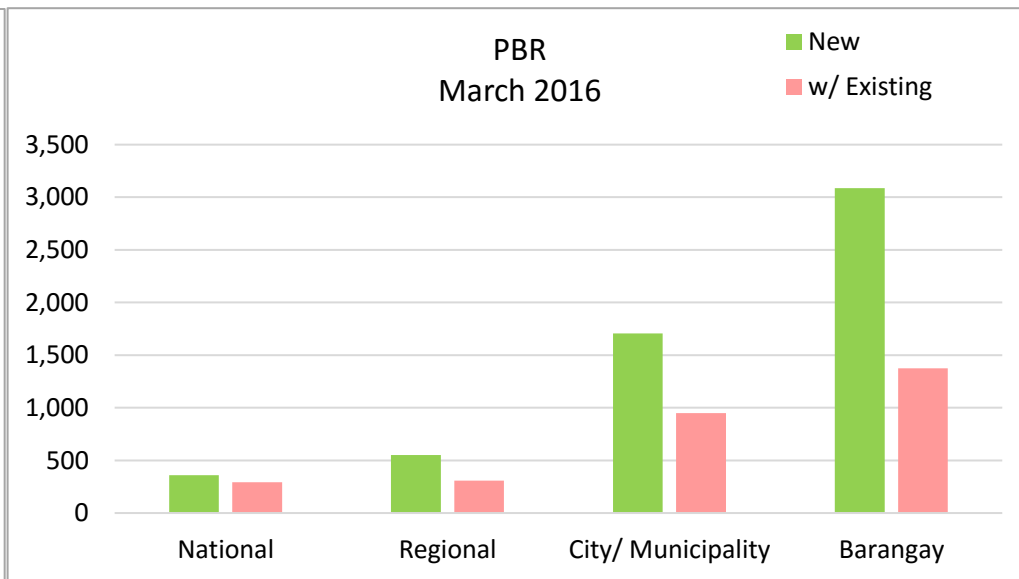
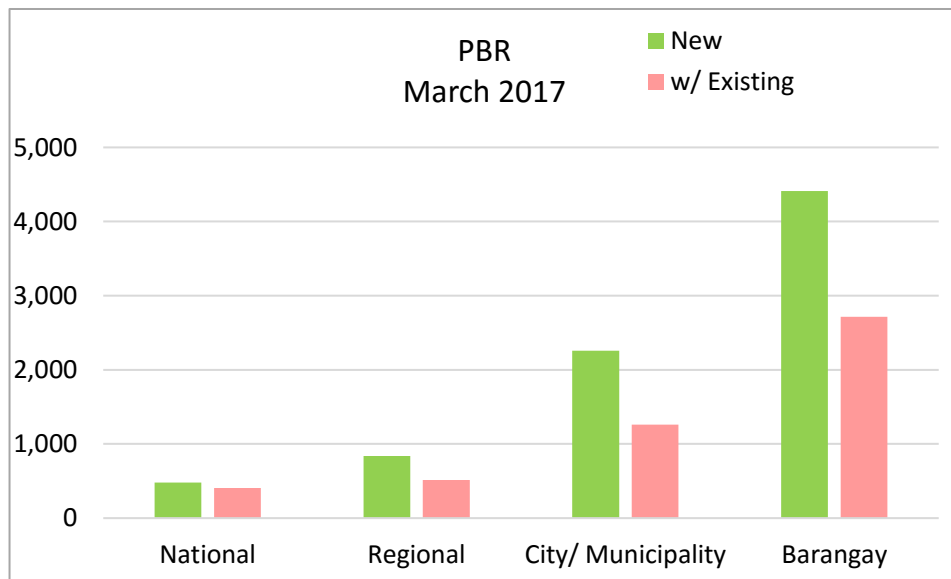
*\*%BNRS VS %PBR = PBR new and with existing /TOTAL and BN new/TOTAL*

*\* BN new= New transactions though Web and Tellers*



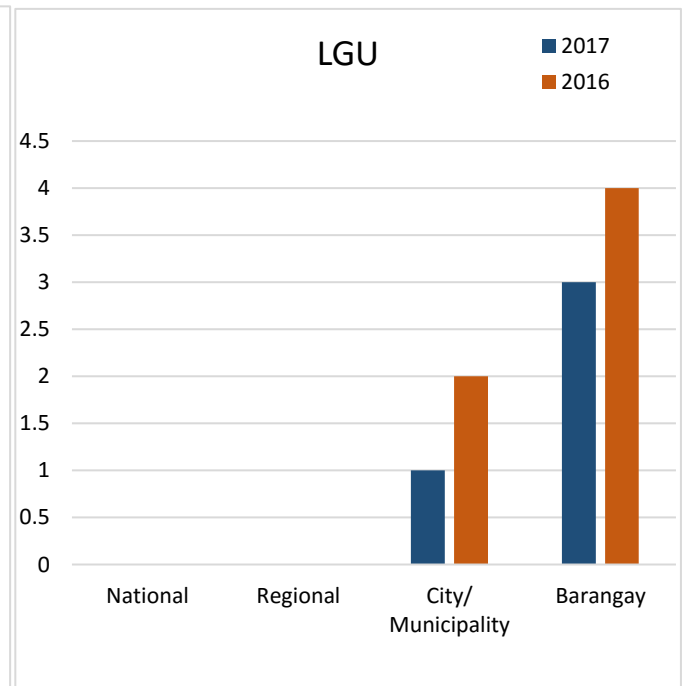
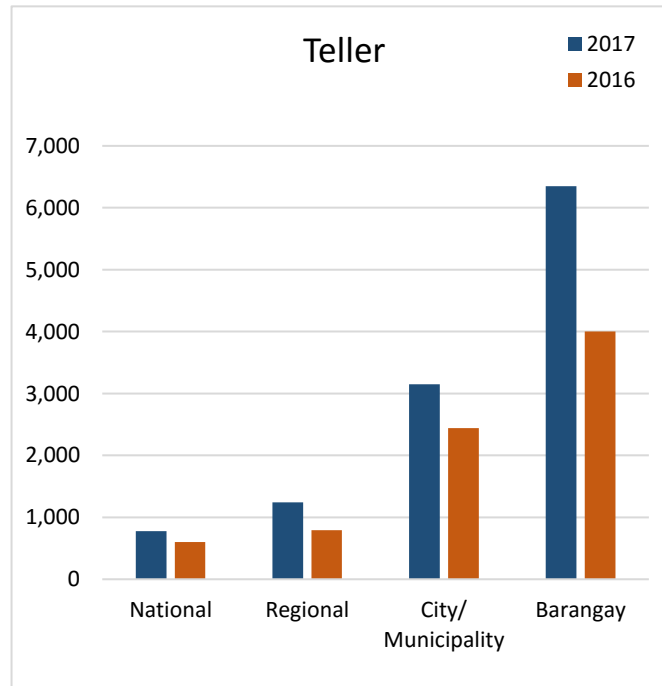
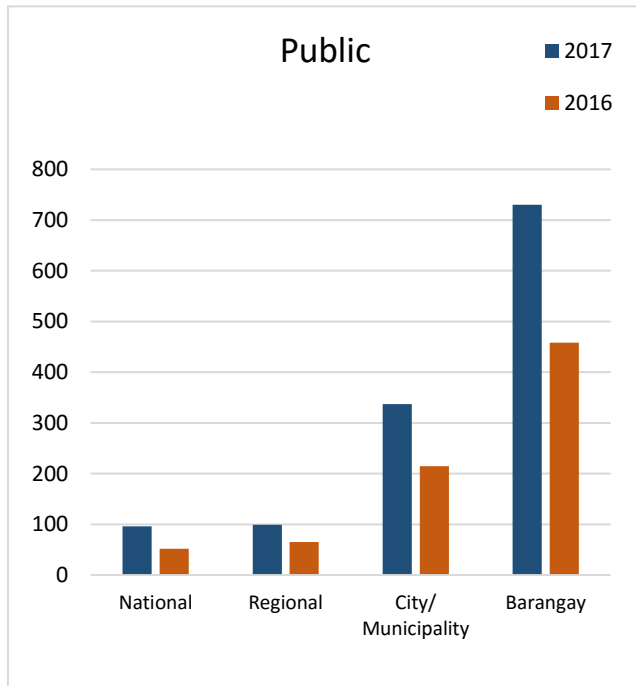
**Philippine Business Registration System (PBR) by Scope  
March 2017 VS 2016**

| Scope              | 2017         |              |               | 2016         |              |              | % Change   |
|--------------------|--------------|--------------|---------------|--------------|--------------|--------------|------------|
|                    | New          | w/ Existing  | Total         | New          | w/ Existing  | Total        |            |
| National           | 480          | 408          | 888           | 361          | 294          | 655          | 36%        |
| Regional           | 836          | 515          | 1,351         | 551          | 309          | 860          | 57%        |
| City/ Municipality | 2260         | 1262         | 3,522         | 1706         | 950          | 2656         | 33%        |
| Barangay           | 4413         | 2716         | 7,129         | 3088         | 1375         | 4463         | 60%        |
| <b>Total</b>       | <b>7,989</b> | <b>4,901</b> | <b>12,890</b> | <b>5,706</b> | <b>2,928</b> | <b>8,634</b> | <b>49%</b> |



**Philippine Business Registration System (PBRS) by Source  
March 2017**

| SCOPE              | PUBLIC       |               |              | DTI TELLER   |               |               | LGU      |               |            | Grand Total   |
|--------------------|--------------|---------------|--------------|--------------|---------------|---------------|----------|---------------|------------|---------------|
|                    | New          | With Existing | Total        | New          | With Existing | Total         | New      | With Existing | Total      |               |
| National           | 73           | 23            | 96           | 407          | 371           | 778           | 0        | 14            | 14         | <b>888</b>    |
| Regional           | 90           | 9             | 99           | 746          | 494           | 1240          | 0        | 12            | 12         | <b>1351</b>   |
| City/ Municipality | 258          | 79            | 337          | 2001         | 1146          | 3147          | 1        | 37            | 38         | <b>3522</b>   |
| Barangay           | 642          | 88            | 730          | 3768         | 2580          | 6348          | 3        | 48            | 51         | <b>7129</b>   |
| <b>Total</b>       | <b>1,063</b> | <b>199</b>    | <b>1,262</b> | <b>6,922</b> | <b>4,591</b>  | <b>11,513</b> | <b>4</b> | <b>111</b>    | <b>115</b> | <b>12,890</b> |





### Business Registration Online Turnaround Time

March 2017

| March            | % over Total |
|------------------|--------------|
| 15 min. and less | 62%          |
| 16-30 minutes    | 5%           |
| 31-45 minutes    | 33%          |
| <b>Total</b>     | <b>100%</b>  |

*The chart shows the end-to-end transaction time of every business name registration in percent to total.*

