

# **BNRS IN FIGURES**

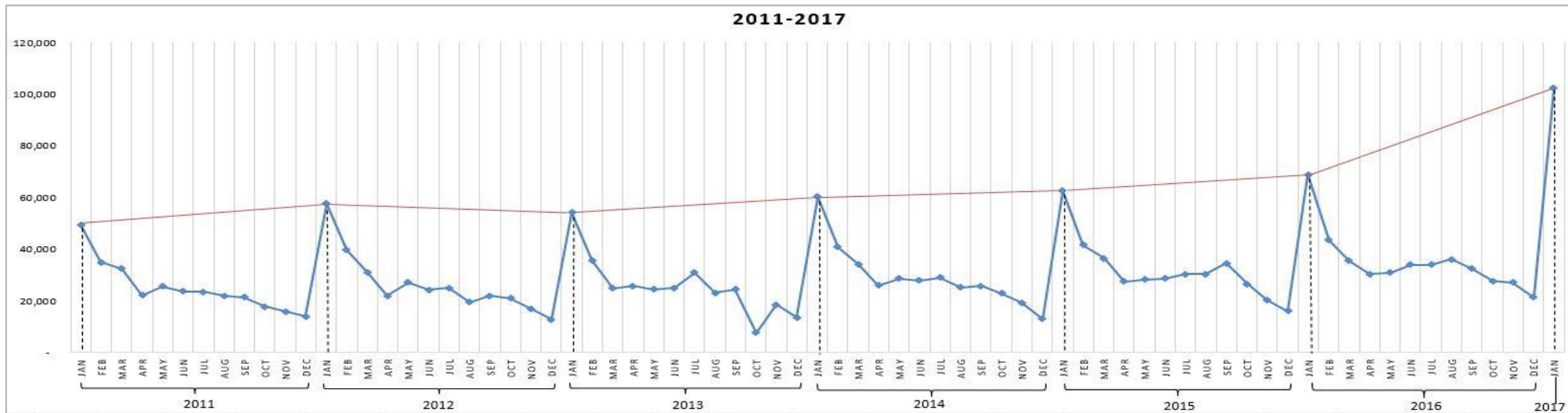
**Monthly Report  
as of January 2017**

**Business Name (BN) Registration by Scope per Source  
January 2017 VS January 2016**

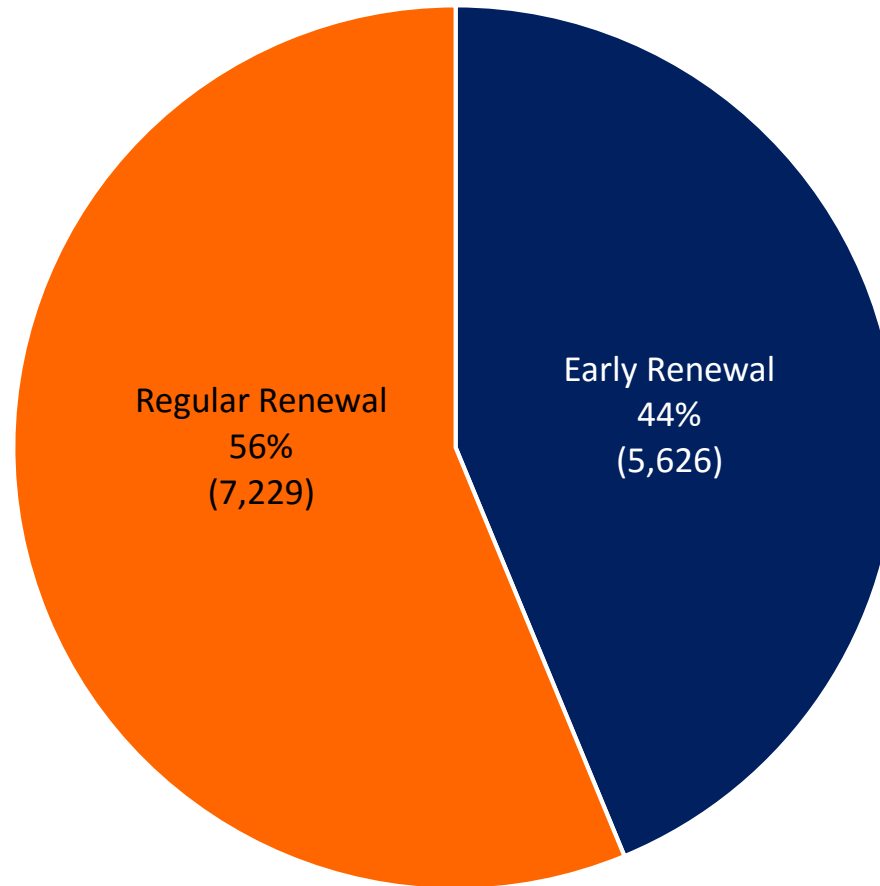
Scope	2017								2016								% Change January 2017 VS January 2016
	Teller			Web			PBR	Grand Total	Teller			Web			PBR	Grand Total	
	New	Renewal	Total	New	Renewal	Total	New		New	Renewal	Total	New	Renewal	Total	New		
National	2,421	492	2,913	1844	153	1997	689	5,599	2,138	561	2,699	630	217	847	372	3,918	43%
Regional	3,345	644	3,989	1572	142	1714	1174	6,877	3,230	656	3,886	1026	131	1157	677	5,720	20%
City/ Municipality	11,905	3,554	15,459	3,805	697	4502	4,596	24,557	10,622	3,559	14,181	1,603	588	2191	3,148	19,520	26%
Barangay	37,967	5,913	43,880	9,722	1,260	10982	10,346	65,208	26,060	4,825	30,885	3,142	602	3744	5,094	39,723	64%
<b>Total</b>	<b>55,638</b>	<b>10,603</b>	<b>66,241</b>	<b>16,943</b>	<b>2,252</b>	<b>19,195</b>	<b>16,805</b>	<b>102,241</b>	<b>42,050</b>	<b>9,601</b>	<b>51,651</b>	<b>6,401</b>	<b>1,538</b>	<b>7,939</b>	<b>9,291</b>	<b>68,881</b>	<b>48%</b>

Type	2017	2016	% Change
<b>New</b>	<b>89,386</b>	<b>57,742</b>	<b>55%</b>
<b>Renewal</b>	<b>12,855</b>	<b>11,139</b>	<b>15%</b>
<b>Total</b>	<b>102,241</b>	<b>68,881</b>	<b>48%</b>

Business Name (BN) Registration tallied a total of 102,241 applications for this January 2017. This is 48% increase in comparison with last year's record of 68,881 of the same period. The registrations also recorded 89,386 New BNs or 87% of total registrations in January 2017, while renewal registrations recorded 12,855 or 13% of its total. As to its records from 2011, It can be noticed that there is a continuous increase in BN registrations through the years. This can be attributed with the continuous goal of DTI to improve the country's competitiveness by developing and promoting MSMEs across the republic,

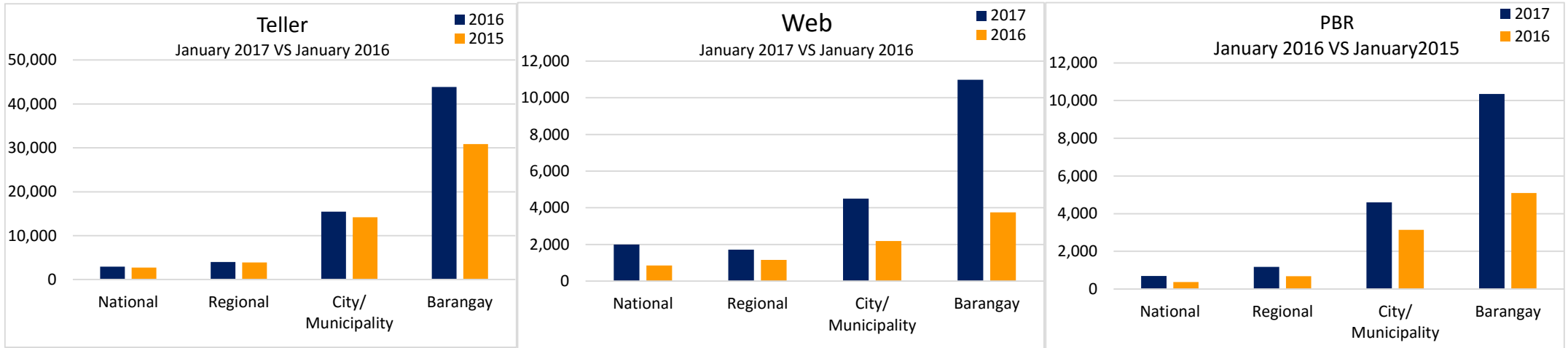


## Renewal



Business Name Renewal Schemes: Early Renewal and Regular Renewal. Early Renewal covered 44% of the total renewal registration or 5,626 renewal records (6% of the total tallied registrations new and renewal) while Regular Renewal tallied 7,229 BNs or 56% of the total renewal registrations (7% of the total tallied registrations new and renewal.)

**Business Name (BN) Registration by Source  
January 2017 VS January 2016**

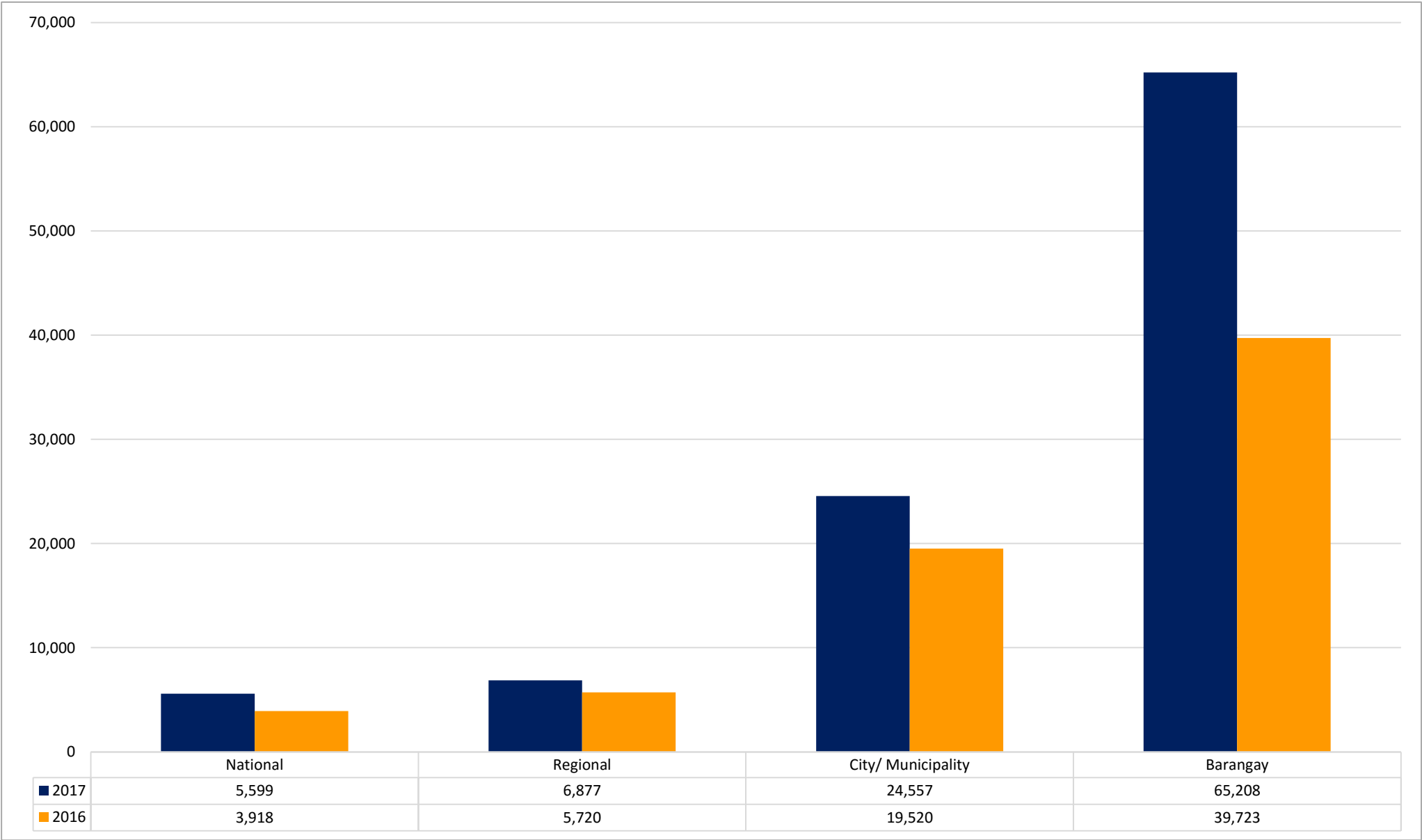


Business name registration by source (teller, web, and PBR), it can be observed that the teller source covered most of the business names registered with 65% or 66,241 BNs (55,638 new registrations and 10,603- renewal registrations).

With the online application or web source which also offers an end- to-end business application process, the source tallied 19,195 business names registered or 19% of total business name registrations. Web transactions are comprised with 16,943 new business names registered and 2,252 renewal business names. PBR scope recorded 16,805 registrations or an increase of 81% from last year’s 7,939 BN’s of the same period of January through the PBR system ([www.business.gov.ph](http://www.business.gov.ph)).

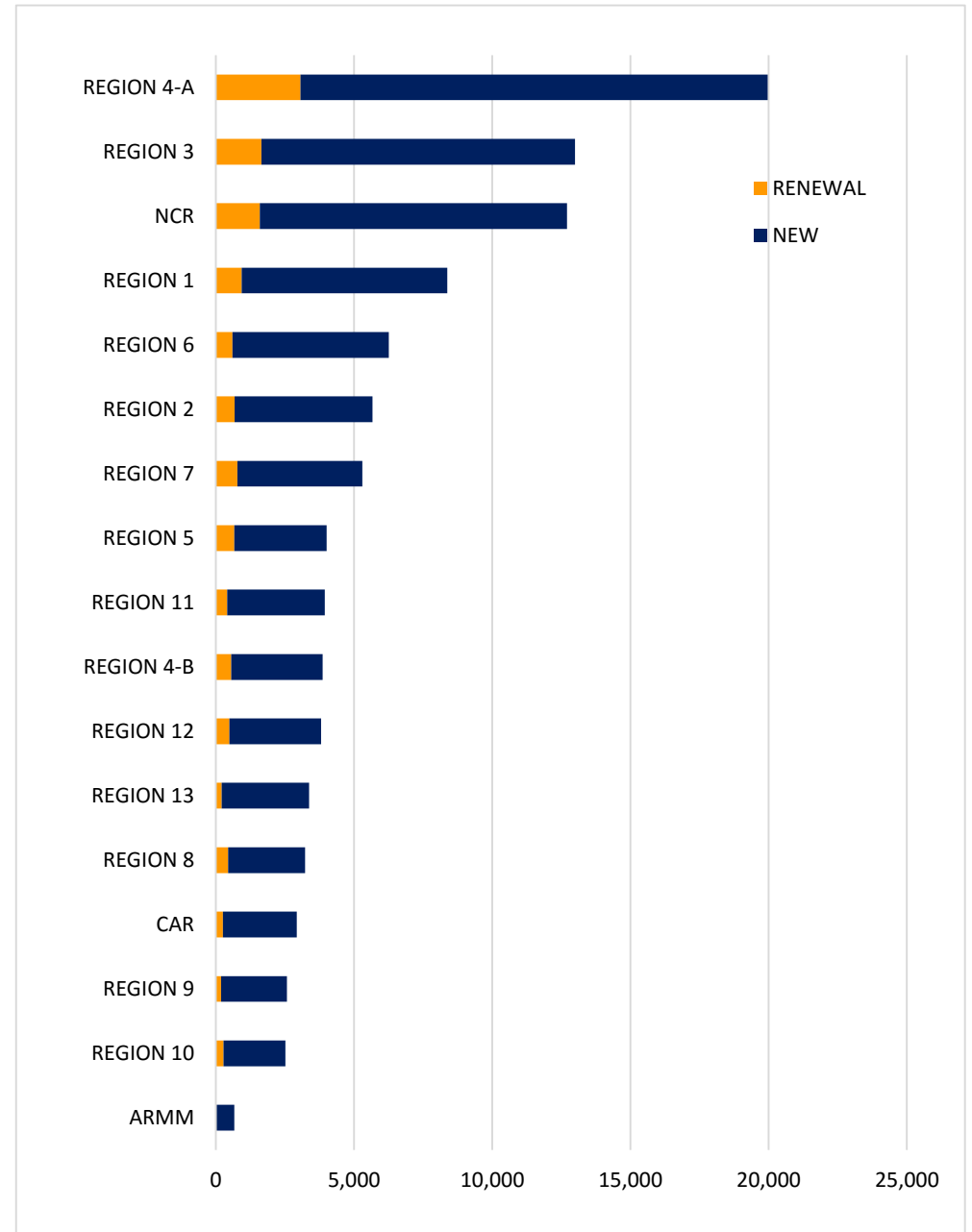
As to determining the online applications and over-the-counter transaction, there are 20,362 business names registered through online application or 20% of the total transaction (Teller, Web and PBR), and 81,879 OTC transactions or 80% of the total transactions.

**Business Name (BN) Registration by Scope  
January 2017 VS January 2016**



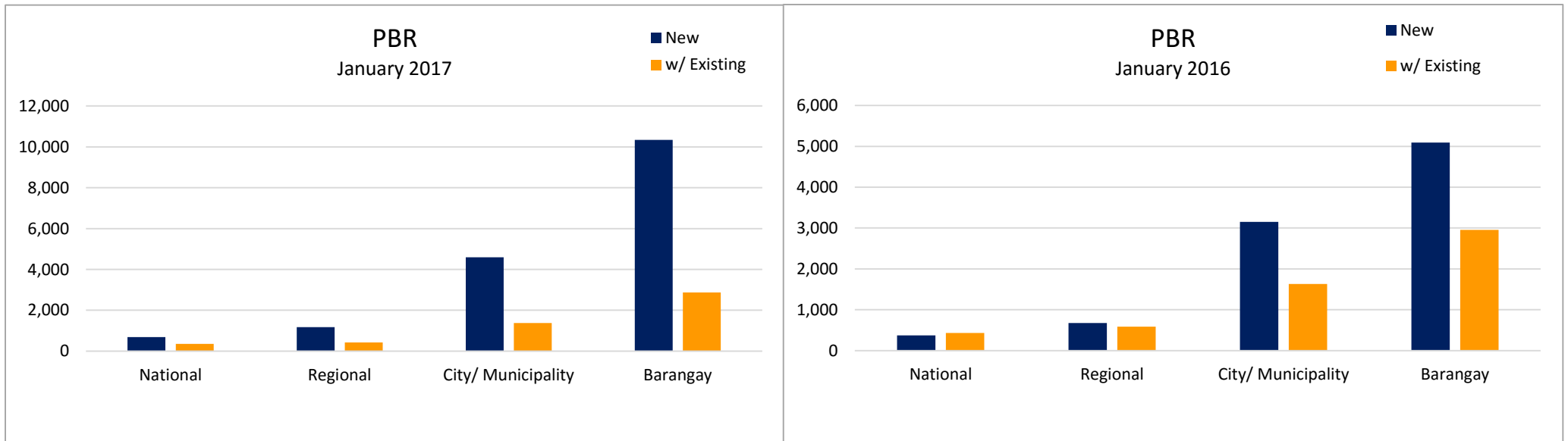
**Business Name (BN) Registration by Region based on Owner's Location  
January 2017**

<b>Owners Region</b>	<b>NEW</b>	<b>RENEWAL</b>	<b>Total</b>	<b>%Total</b>
REGION 4-A (CALABARZON)	16,909	3,062	19,971	<b>20%</b>
REGION 3 (CENTRAL LUZON)	11,339	1,654	12,993	<b>13%</b>
NATIONAL CAPITAL REGION (NCR)	11,122	1,591	12,713	<b>12%</b>
REGION 1 (ILOCOS REGION)	7,443	934	8,377	<b>8%</b>
REGION 6 (WESTERN VISAYAS)	5,661	602	6,263	<b>6%</b>
REGION 2 (CAGAYAN VALLEY)	4,986	683	5,669	<b>6%</b>
REGION 7 (CENTRAL VISAYAS)	4,524	784	5,308	<b>5%</b>
REGION 5 (BICOL REGION)	3,344	668	4,012	<b>4%</b>
REGION 11 (DAVAO REGION)	3,537	413	3,950	<b>4%</b>
REGION 4-B (MIMAROPA)	3,310	561	3,871	<b>4%</b>
REGION 12 (SOCCSKSARGEN)	3,326	489	3,815	<b>4%</b>
REGION 13 (CARAGA)	3,163	211	3,374	<b>3%</b>
REGION 8 (EASTERN VISAYAS)	2,781	449	3,230	<b>3%</b>
CORDILLERA ADMINISTRATIVE REGION (CAR)	2,667	259	2,926	<b>3%</b>
REGION 9 (ZAMBOANGA PENINSULA)	2,386	194	2,580	<b>3%</b>
REGION 10 (NORTHERN MINDANAO)	2,239	280	2,519	<b>2%</b>
AUTONOMOUS REGION IN MUSLIM MINDANAO (ARMM)	649	21	670	<b>1%</b>
<b>Total</b>	<b>89,386</b>	<b>12,855</b>	<b>102,241</b>	<b>100%</b>



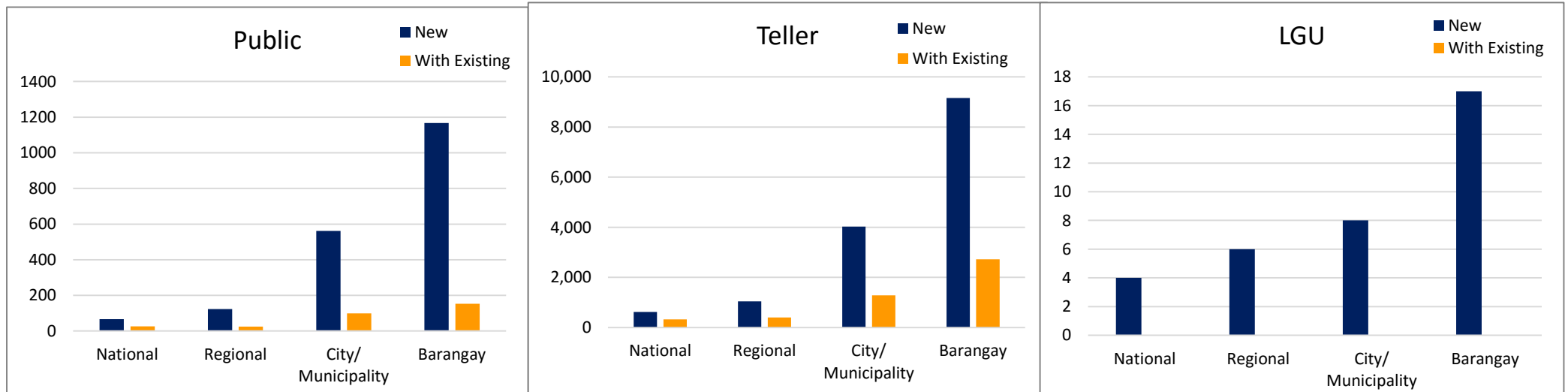
**Philippine Business Registration System (PBR) by Scope  
January 2017 VS January 2016**

Scope	2017			2016			% Change
	New	w/ Existing	Total	New	w/ Existing	Total	
National	689	355	1,044	372	430	802	30%
Regional	1174	426	1,600	677	586	1263	27%
City/ Municipality	4596	1379	5,975	3148	1633	4781	25%
Barangay	10346	2876	13,222	5094	2957	8051	64%
<b>Total</b>	<b>16,805</b>	<b>5,036</b>	<b>21,841</b>	<b>9,291</b>	<b>5,606</b>	<b>14,897</b>	<b>47%</b>



**Philippine Business Registration System (PBRS) by Source  
January 2017**

SCOPE	PUBLIC			DTI TELLER			LGU			Grand Total
	New	With Existing	Total	New	With Existing	Total	New	With Existing	Total	
National	67	26	93	618	329	947	4	0	4	1044
Regional	123	25	148	1045	401	1446	6	0	6	1600
City/ Municipality	561	99	660	4027	1280	5307	8	0	8	5975
Barangay	1167	153	1320	9162	2723	11885	17	0	17	13222
<b>Total</b>	<b>1,918</b>	<b>303</b>	<b>2,221</b>	<b>14,852</b>	<b>4,733</b>	<b>19,585</b>	<b>35</b>	<b>-</b>	<b>35</b>	<b>21,841</b>





**%BNRS VS %PBR**  
**January 2017 VS January 2016**

* %BNRS VS %PBR	2017	2017%	2017	2016%
<b>BNRS</b>	<b>80,400</b>	79%	<b>54,002</b>	78%
<b>PBR</b>	<b>21,841</b>	21%	<b>14,879</b>	22%
<b>TOTAL</b>	<b>102,241</b>	<b>100%</b>	<b>68,881</b>	<b>100%</b>

*\*%BNRS VS %PBR = PBR new and with existing /TOTAL and BN new/TOTAL*

*\* BN new= New transactions though Web and Tellers*

For the utility ratio of both BNR ([www.bnrs.dti.gov.ph](http://www.bnrs.dti.gov.ph)) and PBR ([www.business.gov.ph](http://www.business.gov.ph)) systems, the BNRS covered 79% of the transactions this January 2017 with a increase of 1% from its utility percentage last January 2016 of 78%. PBRs recorded an decrease of 1% from last year's 22% of utility, covering 21% of the total transactions this January 2016.

